



US00D483978S

(12) United States Design Patent Smith

(10) Patent No.: **US D483,978 S**
(45) Date of Patent: **** Dec. 23, 2003**

(54) **PORTION OF A SLEEP COLLAR**

(76) Inventor: **Carol J Smith**, 196 Main St., Hanson, MA (US) 02341

(**) Term: **14 Years**

(21) Appl. No.: **29/176,324**

(22) Filed: **Feb. 24, 2003**

Related U.S. Application Data

(63) Continuation of application No. 09/934,515, filed on Aug. 23, 2001, now Pat. No. 6,523,901.

(51) **LOC (7) Cl.** **06-09**

(52) **U.S. Cl.** **D6/601**

(58) **Field of Search** D6/595, 596, 597, D6/598, 601, 604, 611; D24/183; 5/630, 632, 633, 636, 637, 638, 640, 644, 652, 652.1, 653, 654, 655, 655.3, 655.4, 655.5, 655.9, 656, 657.5, 907, 945; 224/153, 155, 584, 907; 297/129, 180.11, 188.2, 188.12, 195.1, 199, 219.1, 225, 228.1, 229, 452.41

(56) **References Cited**

U.S. PATENT DOCUMENTS

1,343,357	A	*	6/1920	Eggers	5/630
D59,900	S	*	12/1921	Marsh	D6/604
1,986,697	A	*	1/1935	Wilson	5/630
2,462,215	A	*	2/1949	Norman et al.	5/644
3,048,860	A	*	8/1962	Richardson	5/636
4,031,578	A		6/1977	Sweeney et al.		
4,440,443	A		4/1984	Nordskog		
4,607,885	A		8/1986	del Fierro		
4,738,488	A		4/1988	Camelio		
4,838,611	A		6/1989	Talaugon		
5,064,245	A		11/1991	Stephens		
D322,380	S	*	12/1991	El-Asir	D6/601
5,108,152	A		4/1992	Reilly et al.		
5,313,678	A	*	5/1994	Redewill	5/636
D353,966	S		1/1995	Rogers		

5,586,351	A		12/1996	Ive		
D382,164	S	*	8/1997	Hays	D6/601
D395,781	S		7/1998	Golder		
D427,473	S		7/2000	Reithmeier		
D430,442	S	*	9/2000	Reithmeier	D6/598
6,139,100	A		10/2000	Baskin-Lockman et al.		
D434,588	S	*	12/2000	Allan	D6/601
6,253,400	B1	*	7/2001	Rudt-Sturzenegger et al.	. .	5/630
6,266,832	B1		7/2001	Ezell		
D450,517	S	*	11/2001	Darling et al.	D6/596
6,457,195	B1	*	10/2002	Holste	5/640
6,523,200	B2	*	2/2003	Brown	5/655
2002/0043859	A1		4/2002	Smith		

* cited by examiner

Primary Examiner—Doris V. Coles

Assistant Examiner—T. Chase Nelson

(74) Attorney, Agent, or Firm—Banner & Witcoff, Ltd.

(57) **CLAIM**

The ornamental design for a portion of a sleep collar, as shown and described.

DESCRIPTION

FIG. 1 is a perspective view of a portion of a sleep collar showing my new design;

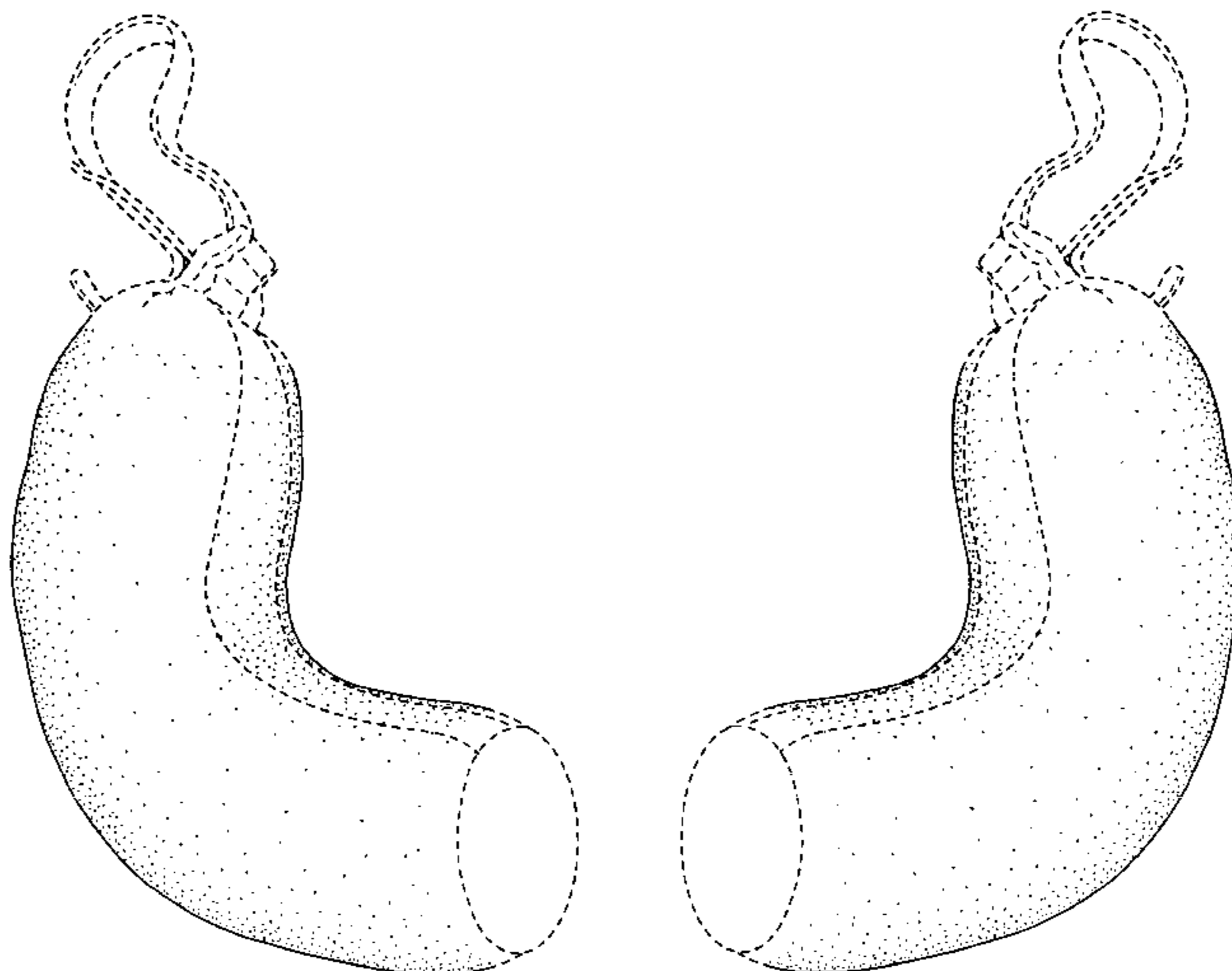
FIG. 2 is a front elevational view thereof;

FIG. 3 is a front elevational view thereof shown in a coupled position and attached to a safety seat, the broken line showing of which is for illustrative purposes only and forms no part of the claimed design; and,

FIG. 4 is a perspective view of another embodiment thereof. The broken line showing of the ends of each sleep collar support, the attachment straps, and the strip portions between the broken lines along the concave region of each support shown in FIGS. 1-3 form no part of the claimed design.

The broken line showing of the ends of each sleep collar support and the attachment straps shown in FIG. 4 forms no part of the claimed design.

1 Claim, 4 Drawing Sheets



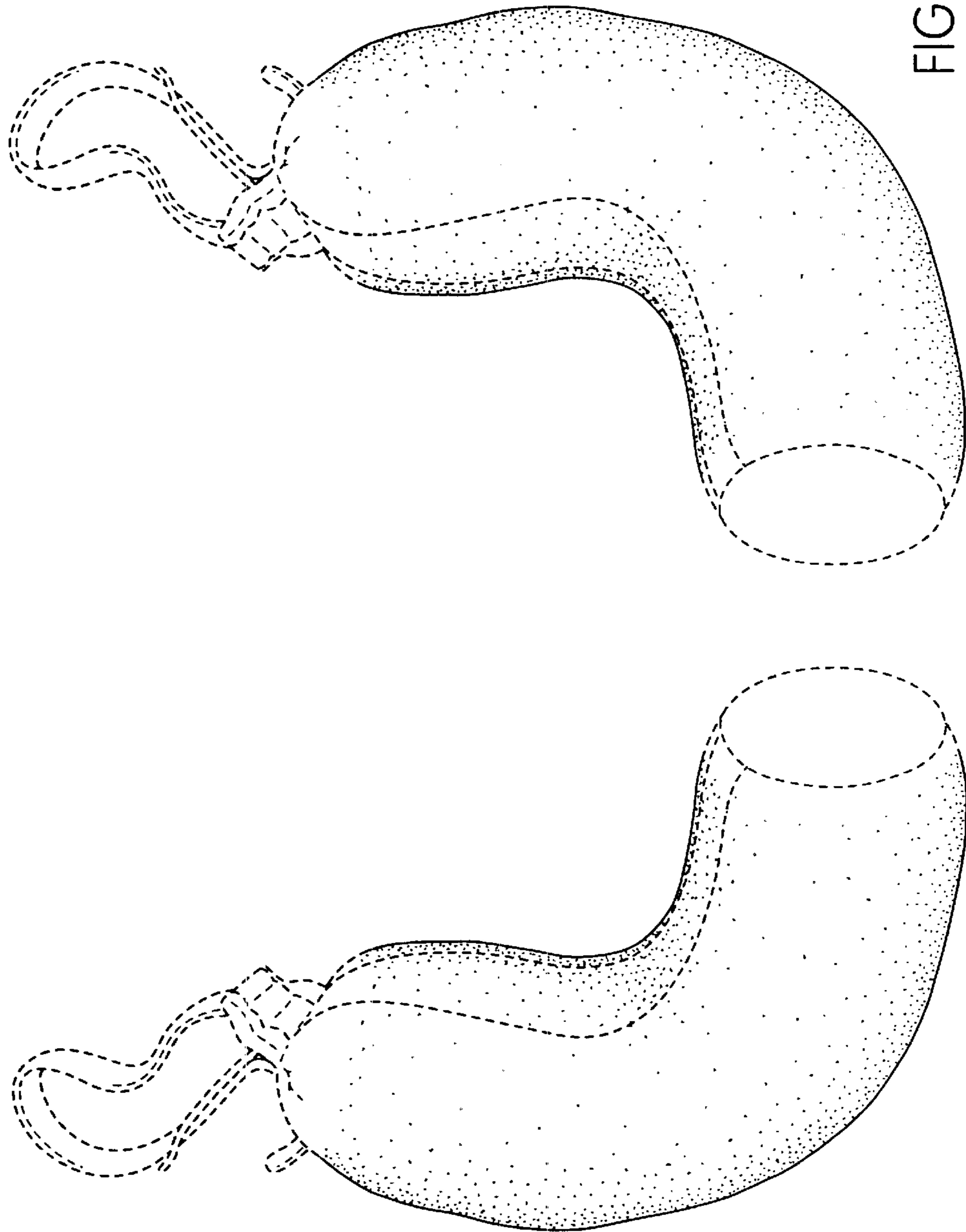


FIG. 1

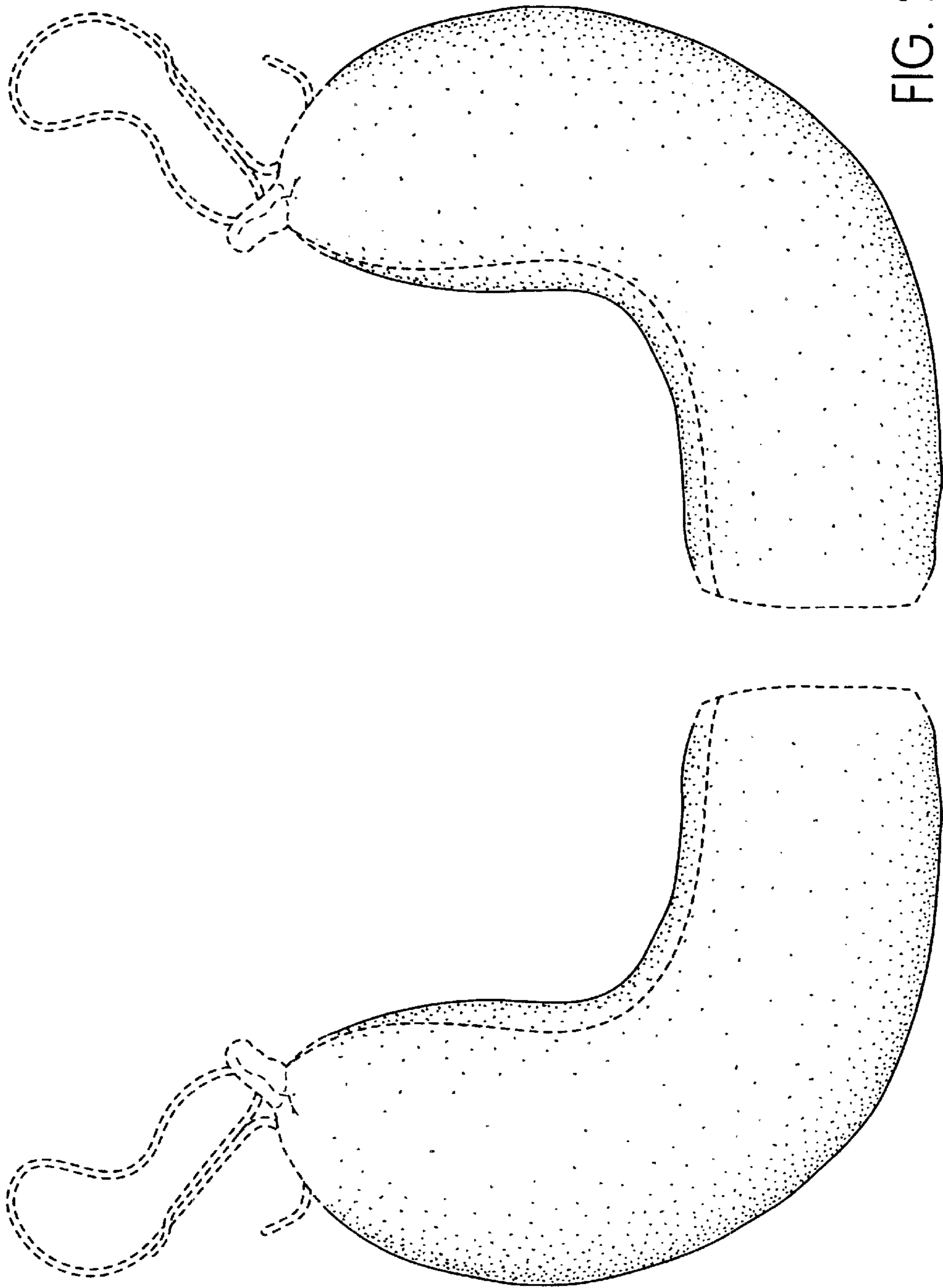


FIG. 2

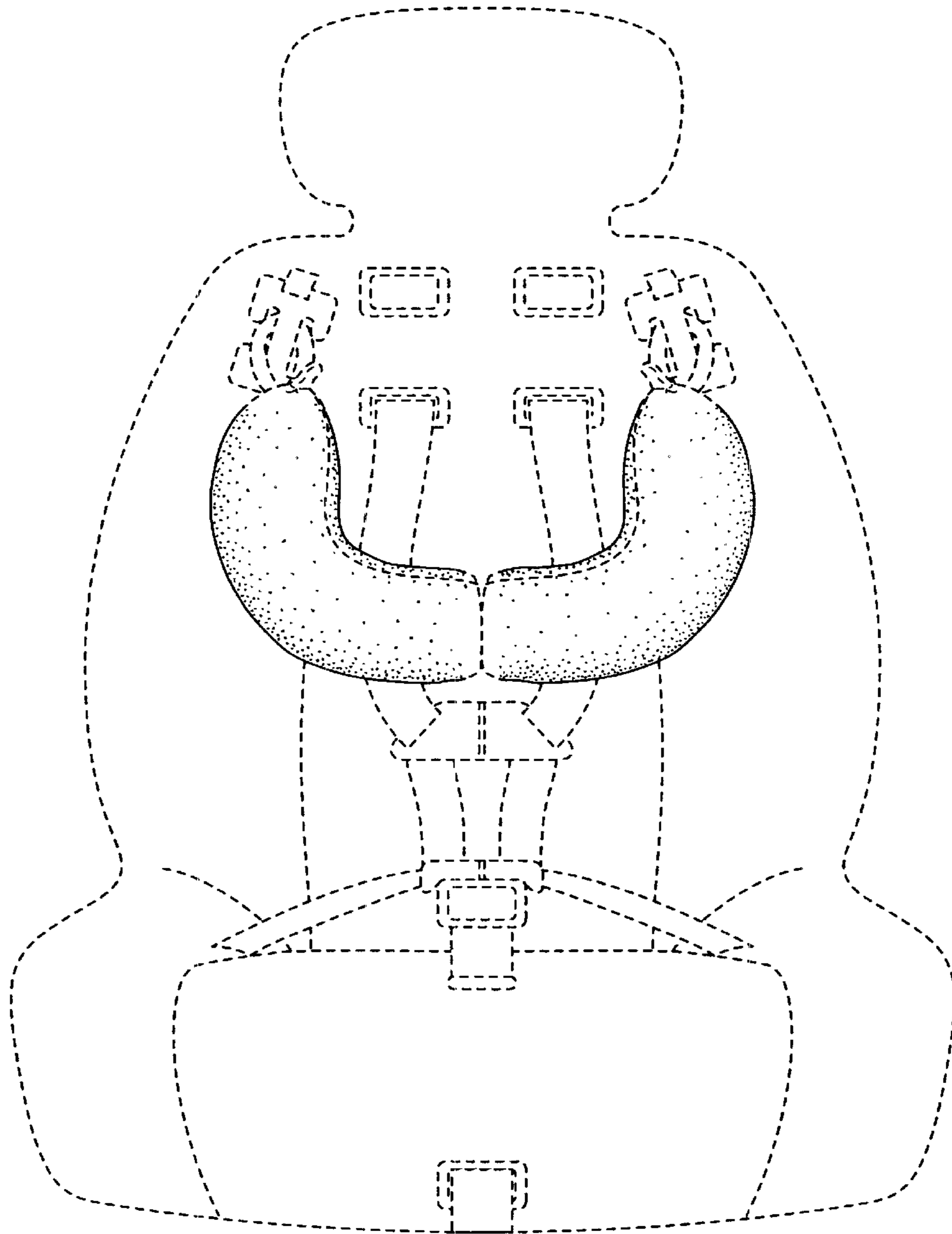


FIG. 3

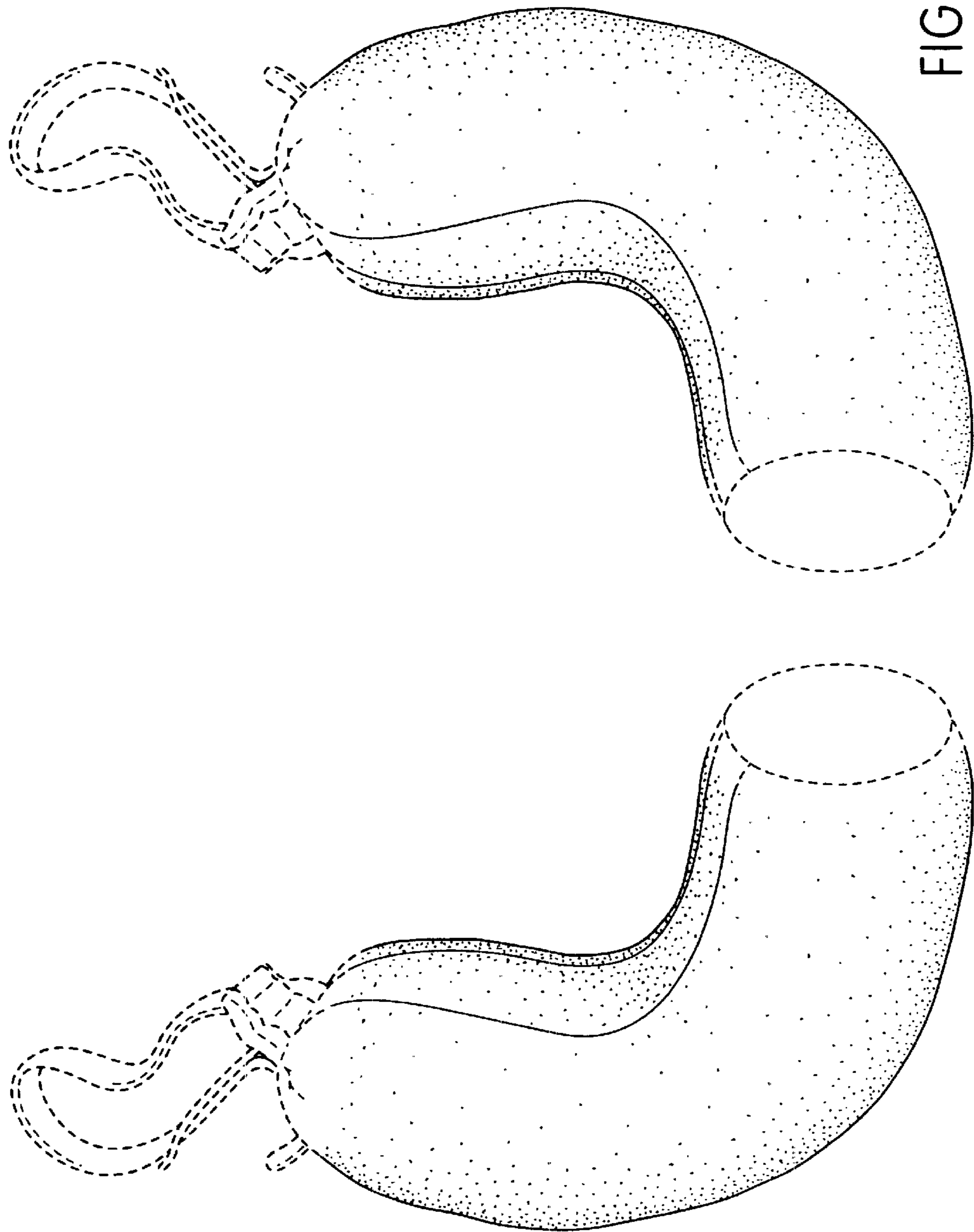


FIG. 4

UNITED STATES PATENT AND TRADEMARK OFFICE
CERTIFICATE OF CORRECTION

PATENT NO. : Des. 483,978 S
DATED : December 23, 2003
INVENTOR(S) : Carol J. Smith

Page 1 of 5

It is certified that error appears in the above-identified patent and that said Letters Patent is hereby corrected as shown below:

Drawings,

Sheets 1 through 4, Figures 1 through 4 have been replaced with those attached.

Signed and Sealed this

Tenth Day of August, 2004

A handwritten signature in black ink on a dotted background. The signature reads "Jon W. Dudas" in a cursive style.

JON W. DUDAS

Acting Director of the United States Patent and Trademark Office

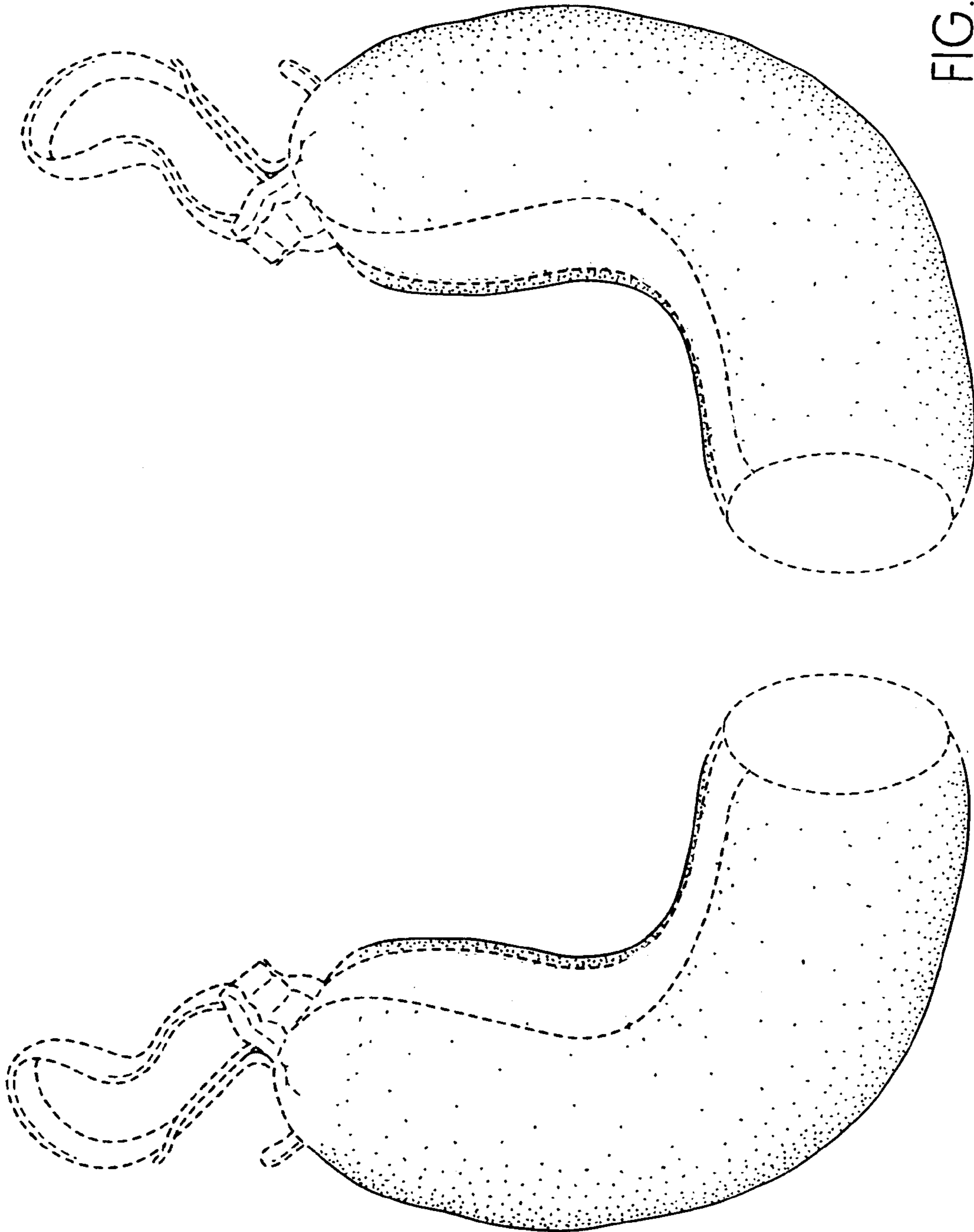


FIG. 1

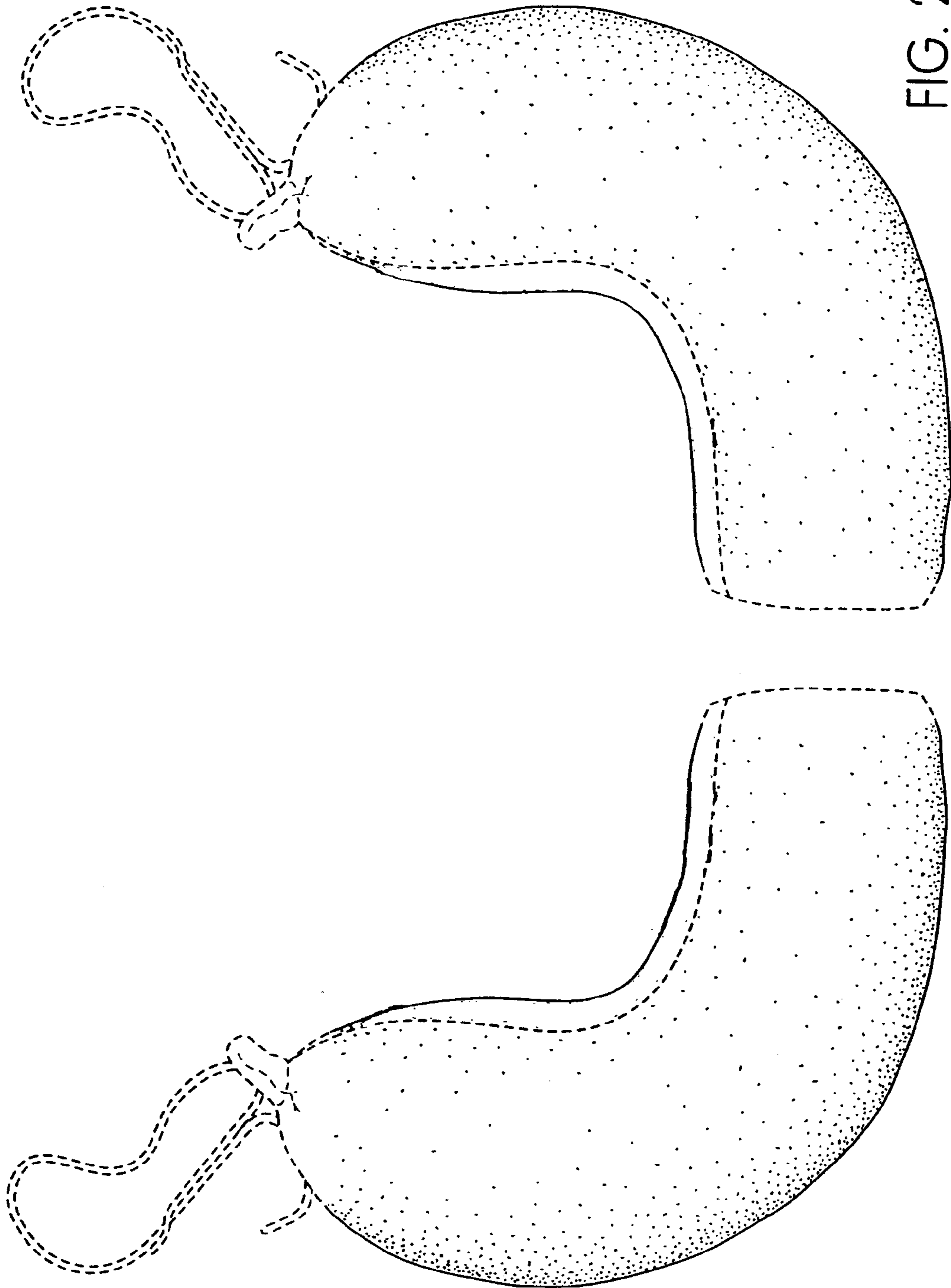


FIG. 2

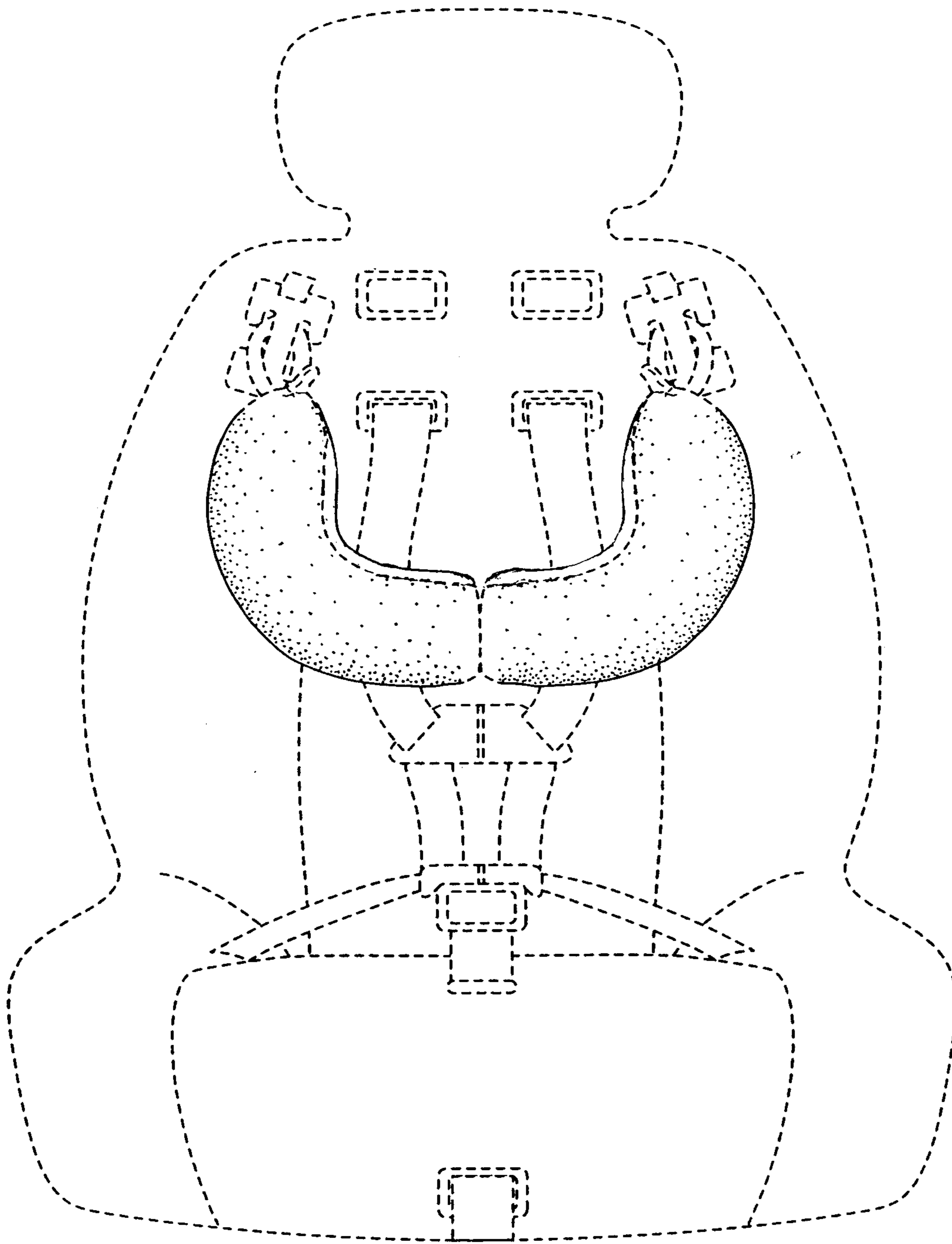


FIG. 3

FIG. 4

