



US00D483975S

(12) **United States Design Patent**
Yang

(10) **Patent No.:** **US D483,975 S**

(45) **Date of Patent:** **** Dec. 23, 2003**

(54) **TOWEL RAIL**

(76) **Inventor:** **Chin-Wen Yang**, No. 9, Lane 80,
Hsing-An Rd., Sha-Lu Chen, Taichung
Hsien (TW)

(**) **Term:** **14 Years**

(21) **Appl. No.:** **29/178,865**

(22) **Filed:** **Apr. 2, 2003**

(51) **LOC (7) Cl.** **06-99**

(52) **U.S. Cl.** **D6/549**

(58) **Field of Search** D6/546-50, 518,
D6/522-24; D8/300, 303, 315-21, 354,
363, 373, 380; 108/28-29; 211/13.1, 16,
60.1, 86.01, 87.01, 88.01, 88.04, 100, 105.1-105.2,
119.003, 123, 126.1, 133.6, 134, 181.1,
182; 248/175, 176.1, 200, 214, 251, 302,
309.1; 16/110.1, 412, 415; 242/570, 590,
595-598; 206/389, 557

(56) **References Cited**

U.S. PATENT DOCUMENTS

D59,765 S * 11/1921 Michaels D5/546

D297,194 S * 8/1988 Reid D6/546

D417,576 S * 12/1999 Ming-Hsiao D6/549

D439,093 S * 3/2001 Goodman et al. D6/549

D465,954 S * 11/2002 Chen D6/549

* cited by examiner

Primary Examiner—Brian N. Vinson

(74) *Attorney, Agent, or Firm*—Rosenberg, Klein & Lee

(57) **CLAIM**

The ornamental design for a towel rail, as shown.

DESCRIPTION

FIG. 1 is a perspective view of a towel rail, showing my new design;

FIG. 2 is a front elevational view thereof;

FIG. 3 is a rear elevational view thereof;

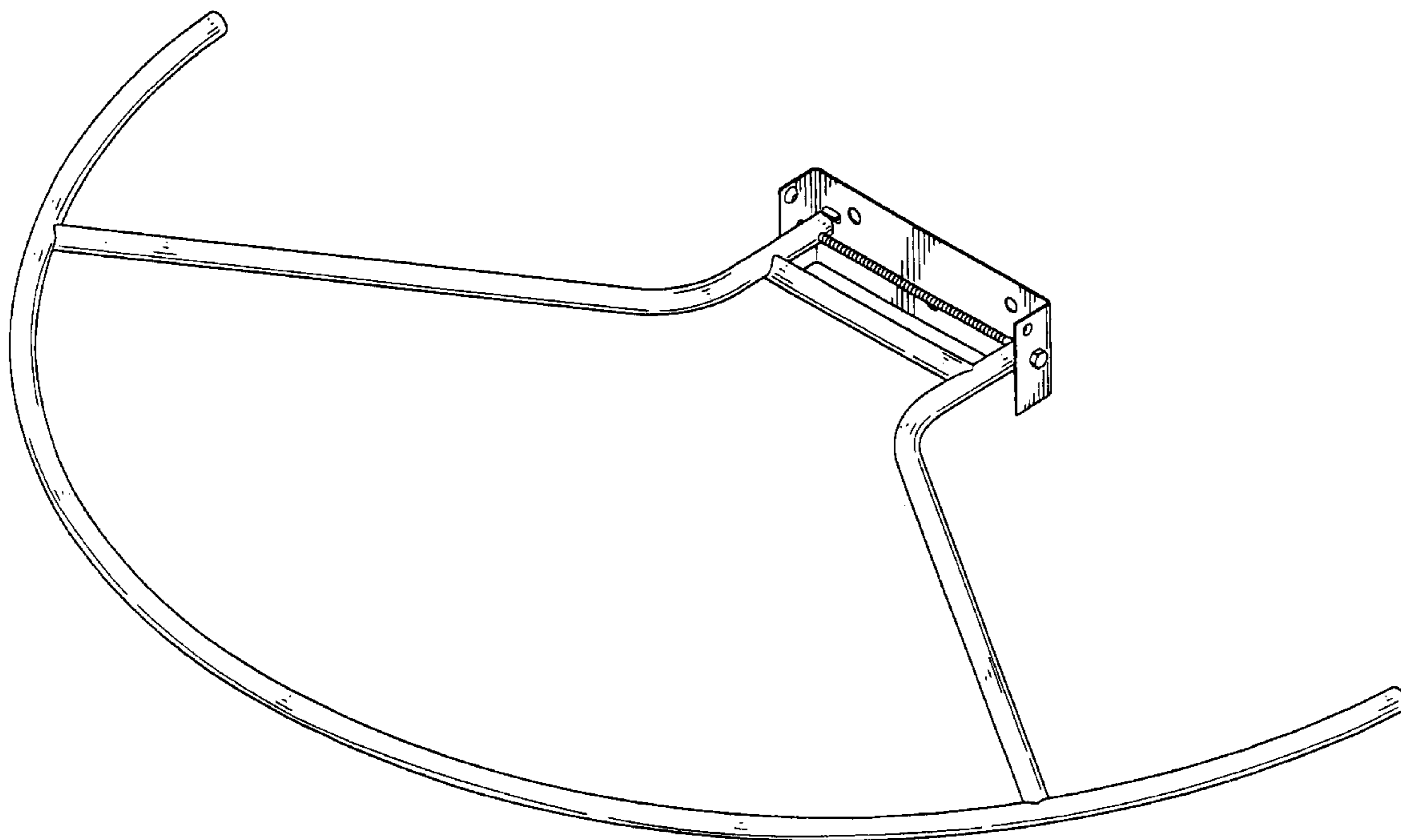
FIG. 4 is a left elevational view thereof;

FIG. 5 is a right elevational view thereof;

FIG. 6 is top plan view thereof; and,

FIG. 7 is a bottom plan view thereof.

1 Claim, 5 Drawing Sheets



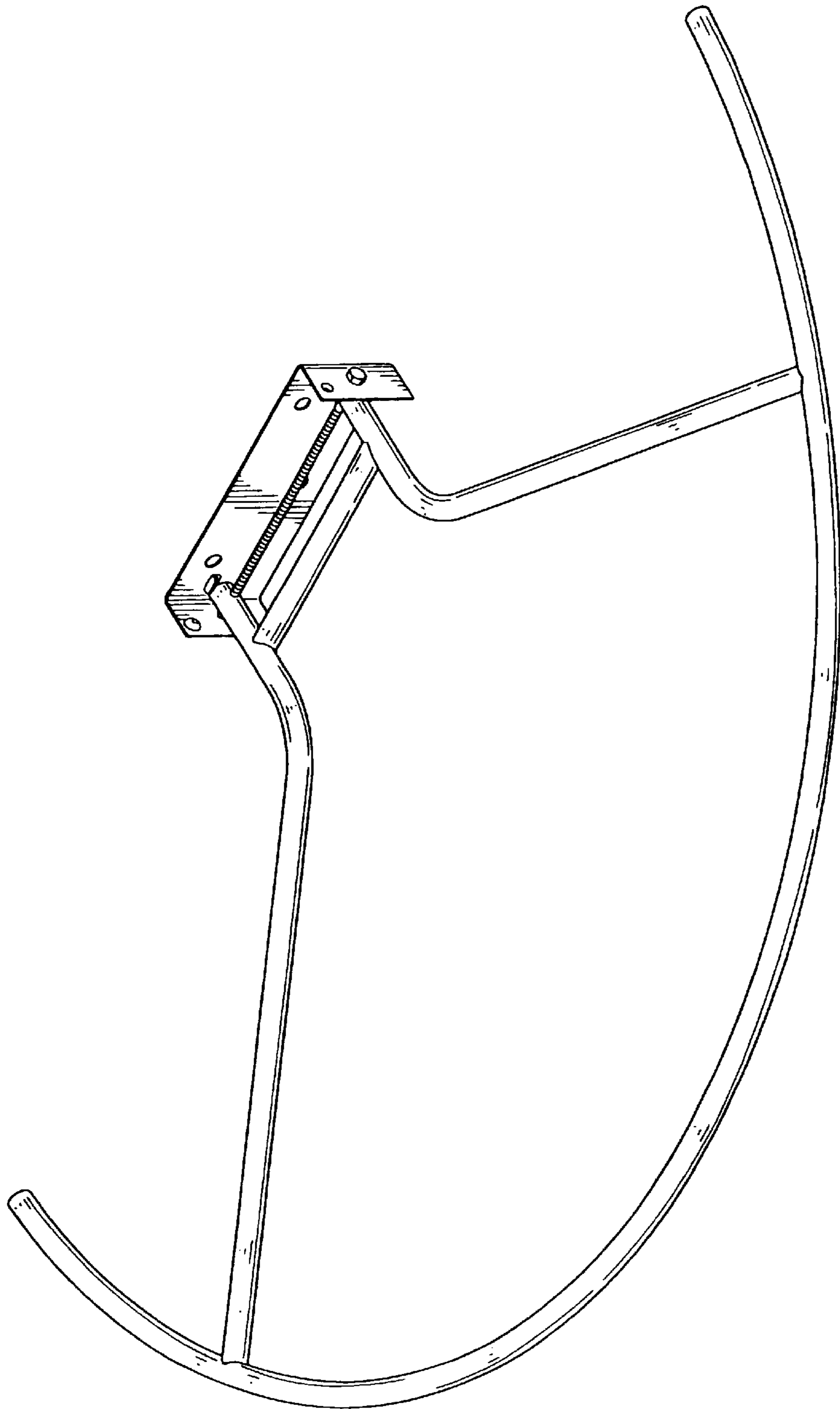


FIG. 1

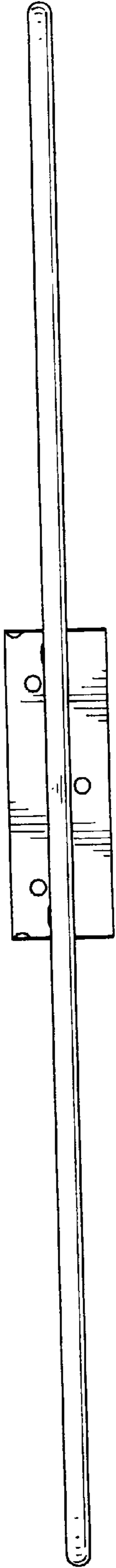


FIG. 2

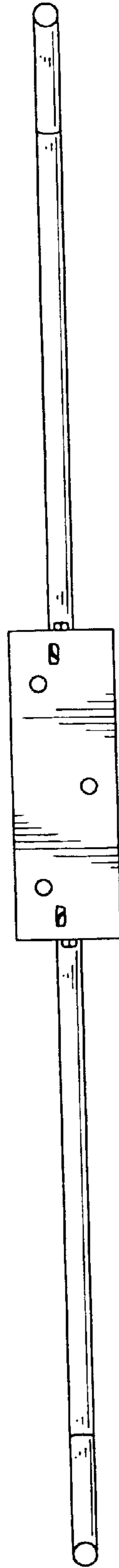


FIG. 3

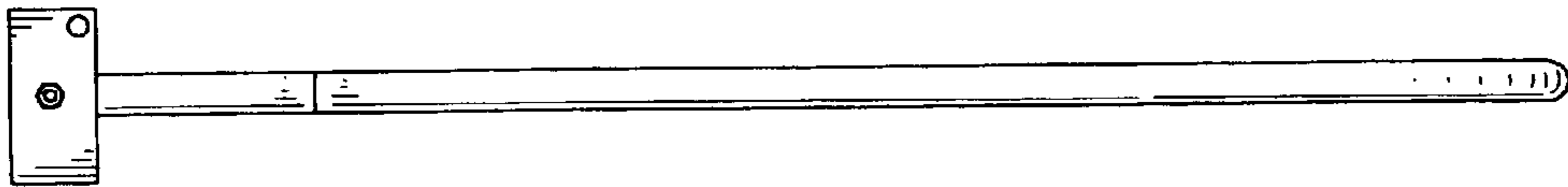


FIG. 4

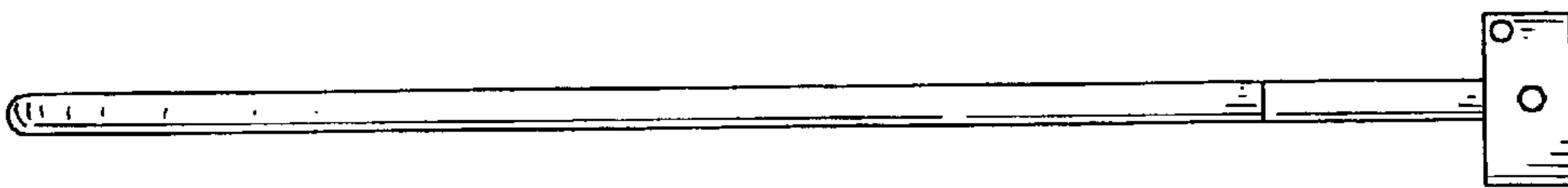


FIG. 5

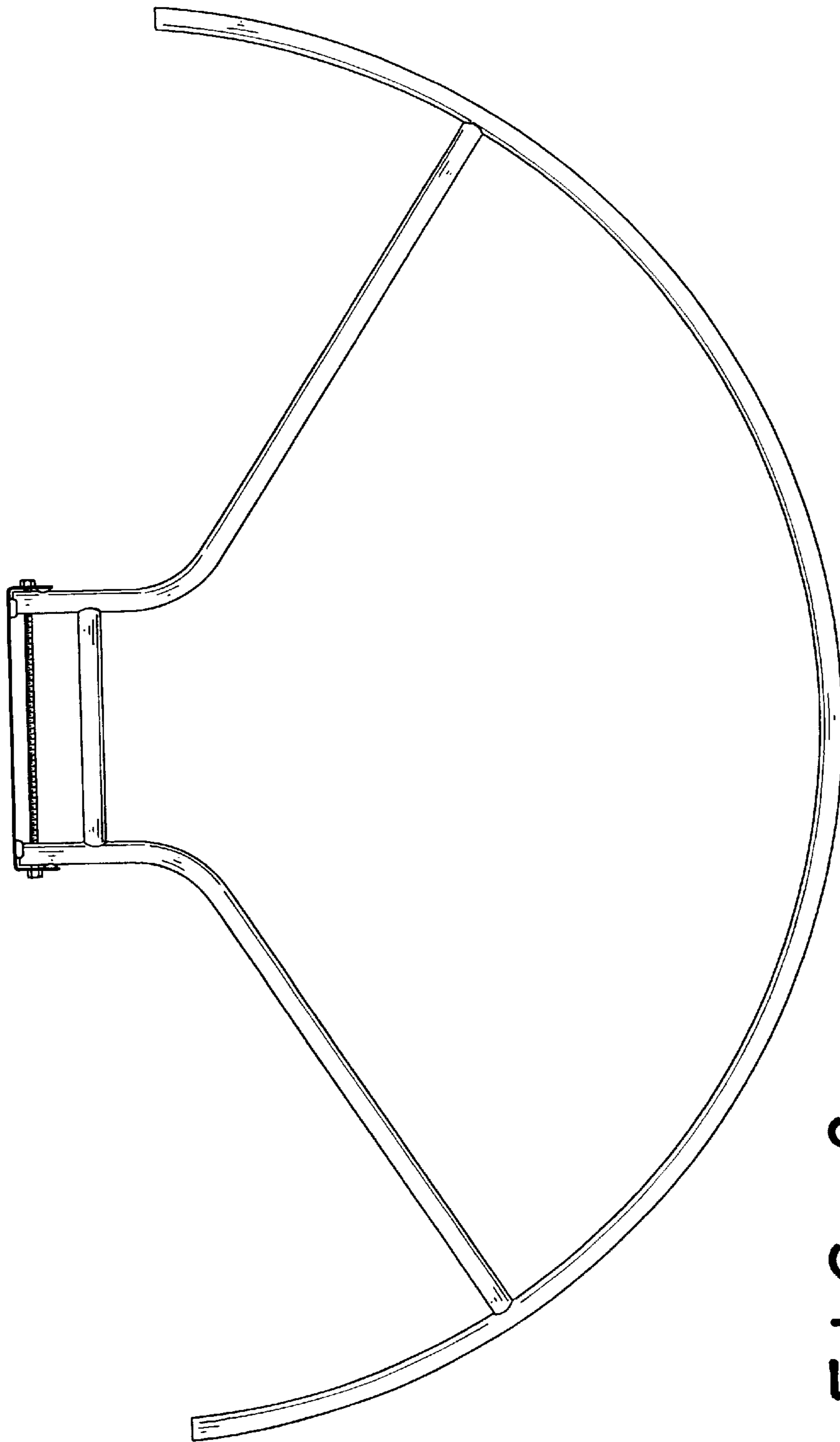


FIG. 6

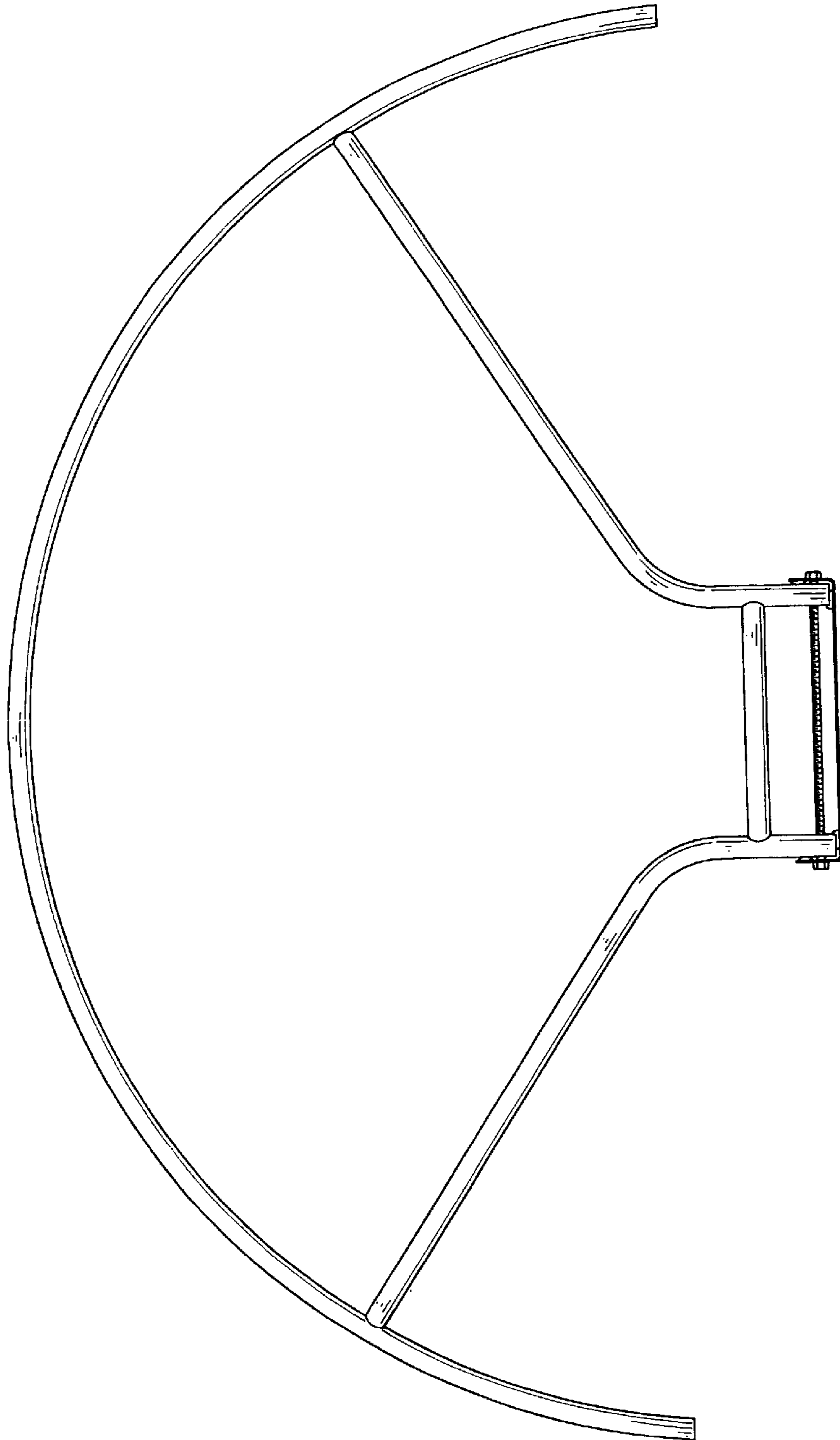


FIG. 7