



US00D483967S

(12) **United States Design Patent**  
**Livingston, Jr. et al.**

(10) **Patent No.:** **US D483,967 S**

(45) **Date of Patent:** **\*\* Dec. 23, 2003**

(54) **WORKBENCH SUPPORT LEG**

D324,316 S \* 3/1992 Hahne ..... D6/397  
D386,330 S \* 11/1997 Russell ..... D6/495

(75) Inventors: **Howard F. Livingston, Jr.**, Lititz, PA  
(US); **Howard F. Livingston**,  
Lancaster, PA (US); **Thomas R. Hecht**,  
Manheim, PA (US)

\* cited by examiner

*Primary Examiner*—Cathron C. Brooks  
(74) *Attorney, Agent, or Firm*—Dykema Gossett PLLC

(73) Assignee: **Finley Products, Inc.**, Lancaster, PA  
(US)

(57) **CLAIM**

(\*\*) Term: **14 Years**

A new and ornamental design for a workbench support leg,  
as shown and described.

(21) Appl. No.: **29/159,528**

(22) Filed: **Apr. 24, 2002**

**DESCRIPTION**

(51) **LOC (7) Cl.** ..... **06-06**

(52) **U.S. Cl.** ..... **D6/495**

(58) **Field of Search** ..... D6/396, 397, 400,  
D6/479, 484, 495; 108/59; 211/182

FIG. 1 is a bottom perspective view of a workbench support  
leg according to our new and ornamental design,

FIG. 2 is a top perspective view thereof,

FIG. 3 is a side elevation thereof; and,

FIG. 4 is a top plan view thereof.

(56) **References Cited**

**U.S. PATENT DOCUMENTS**

D102,998 S \* 2/1937 Tashjian ..... D6/446

**1 Claim, 1 Drawing Sheet**

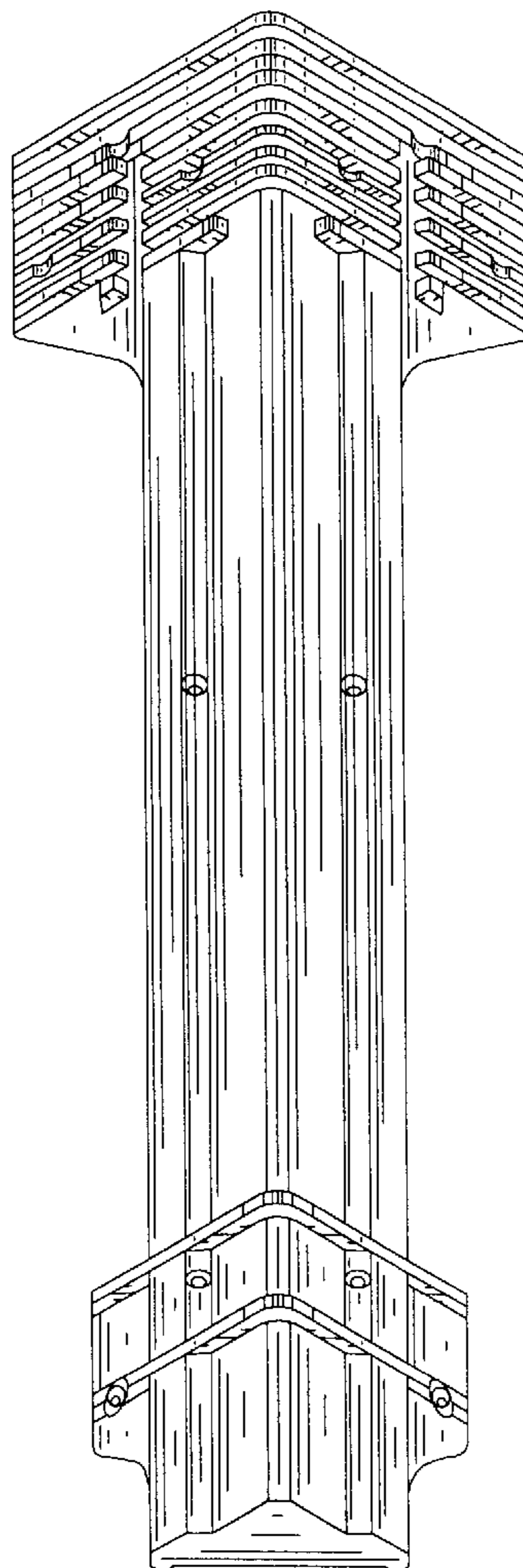


FIG. 4

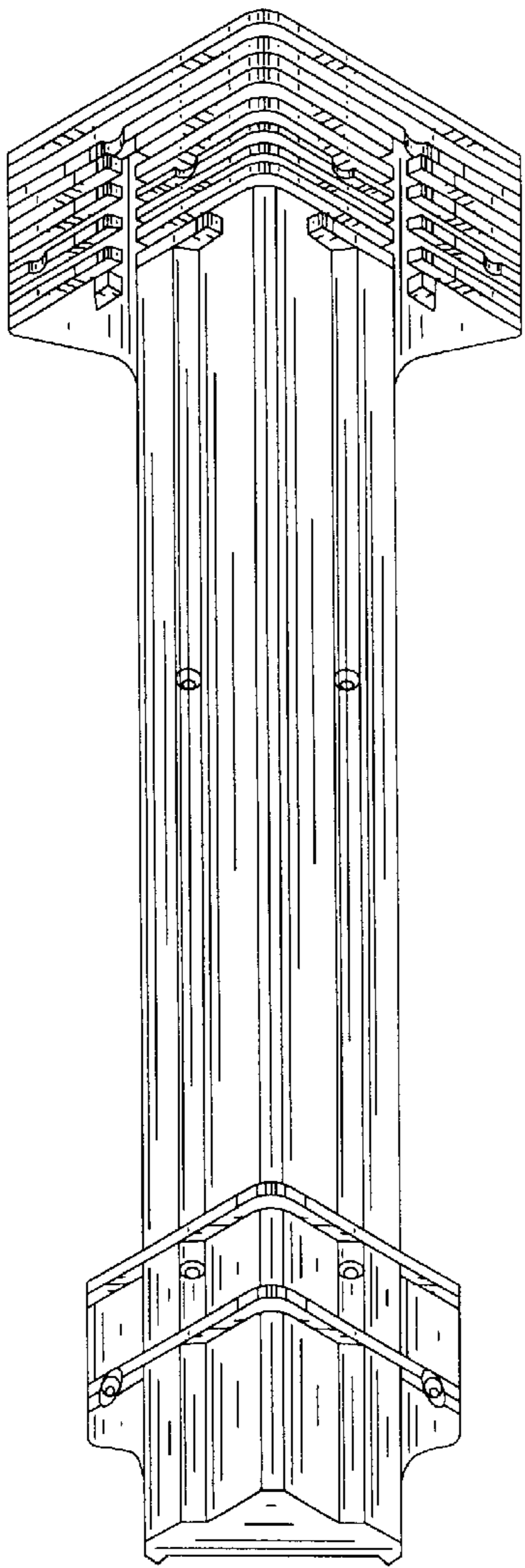
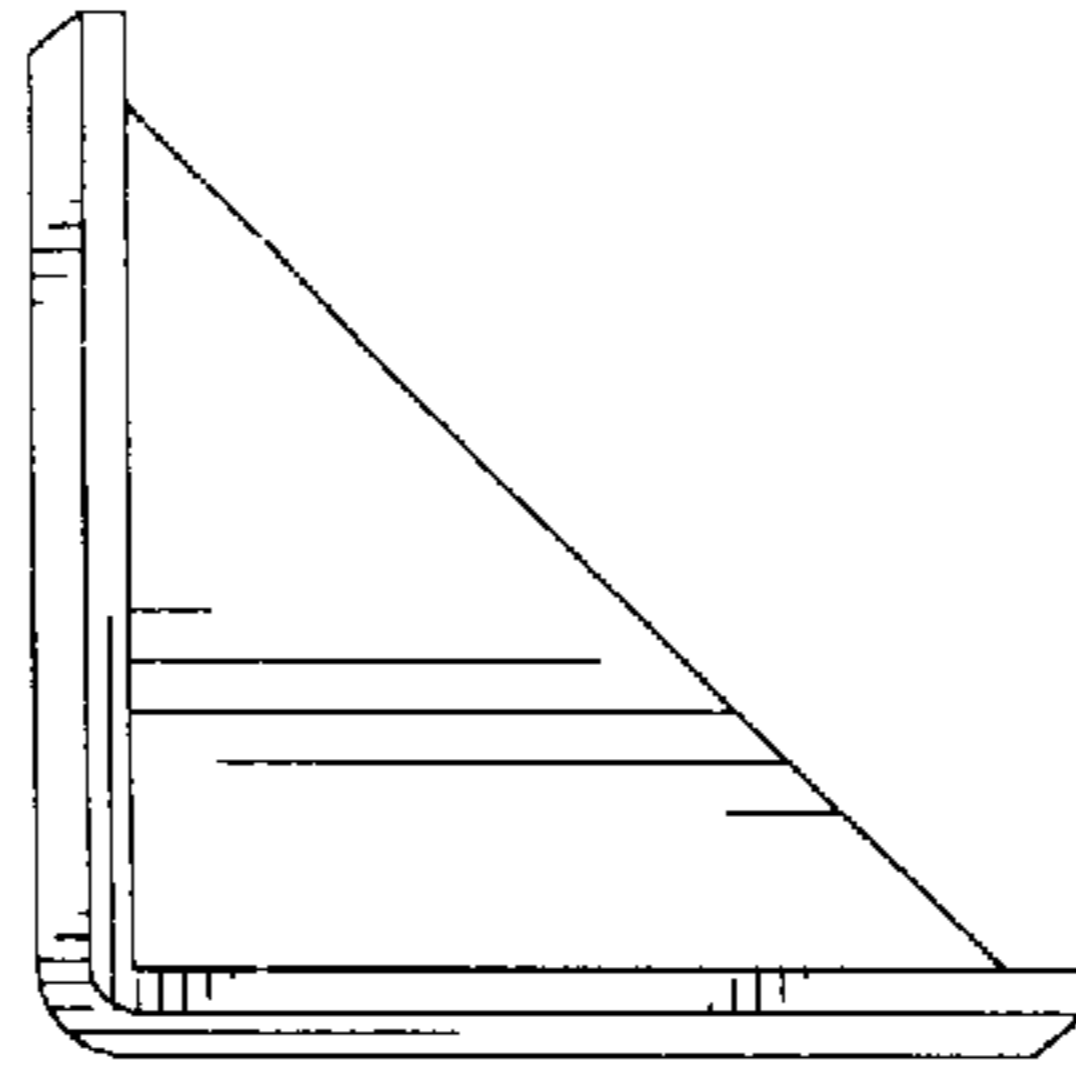


FIG. 1

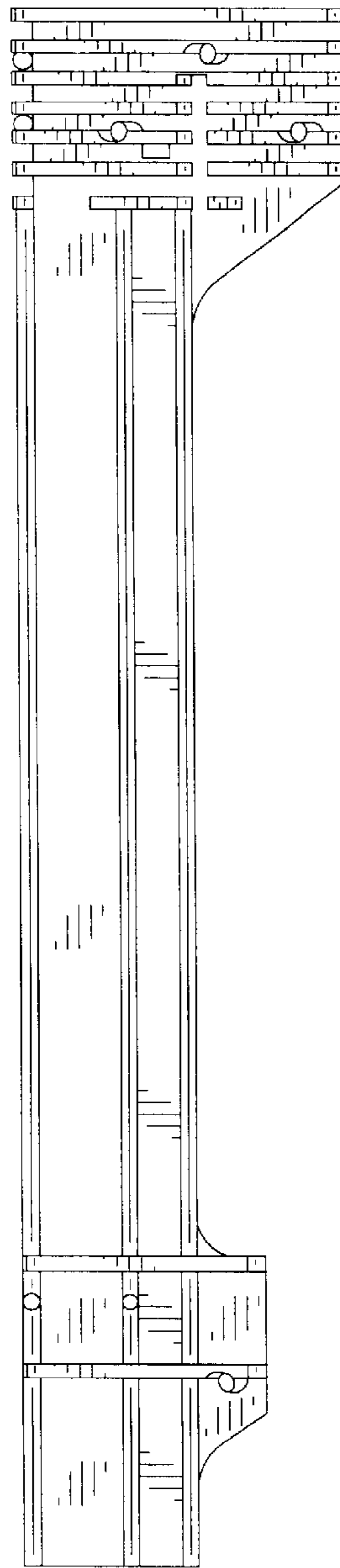


FIG. 3

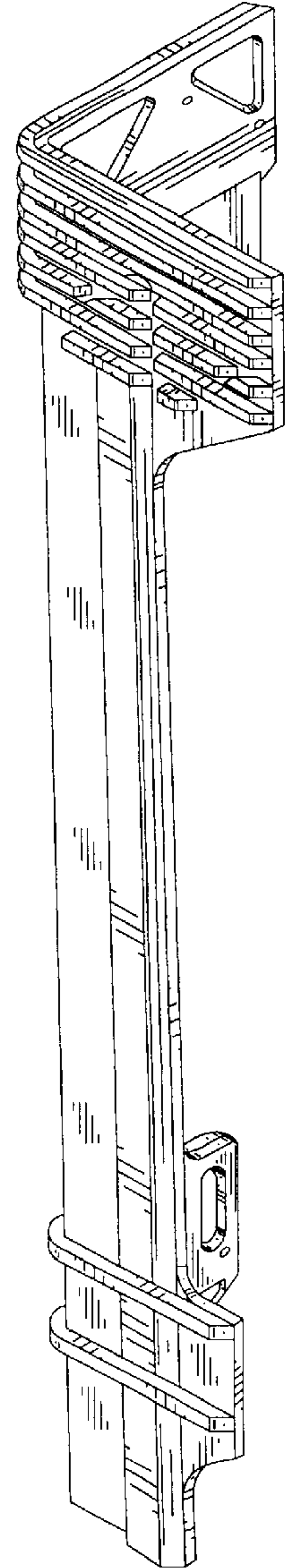


FIG. 2