



US00D483963S

(12) **United States Design Patent**
Cassel

(10) **Patent No.:** **US D483,963 S**

(45) **Date of Patent:** **** Dec. 23, 2003**

(54) **CONTAINER**

D474,625 S * 5/2003 Chen D6/432

(75) Inventor: **Timothy S. Cassel**, Arlington, MA
(US)

(73) Assignee: **Sterilite Corporation**, Townsend, MA
(US)

(**) Term: **14 Years**

(21) Appl. No.: **29/166,489**

(22) Filed: **Aug. 28, 2002**

(51) **LOC (7) Cl.** **06-04**

(52) **U.S. Cl.** **D6/446; D6/441; D19/75**

(58) **Field of Search** D6/631, 632, 432,
D6/441, 445, 446; D19/75, 76; D3/295,
296; 312/9.1, 9.64, 204, 348.4

(56) **References Cited**

U.S. PATENT DOCUMENTS

3,087,764 A	4/1963	Schless, Jr.	312/107
3,729,242 A	4/1973	Barney	312/107
3,730,605 A	5/1973	Eckard	312/257
3,752,547 A	8/1973	Propst et al.	312/107
4,502,741 A	3/1985	DeVries et al.	312/108
5,031,974 A	7/1991	Feucht et al.	312/263
5,069,466 A	12/1991	Propst	280/79.3
5,211,461 A	5/1993	Teufel et al.	312/334.4
5,227,954 A	7/1993	Twigg	361/391
5,372,415 A	12/1994	Tisbo et al.	312/108
D438,047 S	* 2/2001	Chavez	D6/628
D439,777 S	* 4/2001	Laughton	D6/510
D450,499 S	* 11/2001	Morrow	D6/510
D468,932 S	* 1/2003	Licari	D6/441
D471,377 S	* 3/2003	Gledhill et al.	D6/432
D471,382 S	* 3/2003	Jackson	D6/470

OTHER PUBLICATIONS

Richell USA Inc., Desk Top Stacker 304, Product Information Organize!™, I Tone, 1 pg.

Gracious Living, Storage Solutions, Media Storage, 2000, 5 pgs.

Iris Catalog 1995, Japanese, 4 pgs.

Sumitomo Corporation, LS-3 and LW-2, Process Office Accessories, Tenma, , 1994.

Simply Drawers, HPII/HOMZ Catalog—2000.

Kid's Drawers, Tenex, 1997, Houseware Show.

Vanities, Tenex®, 1997 Catalog Sheet, 1997 Housewares Show, 2 pgs.

Drawers, Rubbermaid Catalog, 2002, 3 pgs.

Containers, Interdesign catalog, 2000, 1 pg.

* cited by examiner

Primary Examiner—Cathron C. Brooks

(74) *Attorney, Agent, or Firm*—Hale and Dorr LLP

(57) **CLAIM**

The ornamental design for a container, as shown and described.

DESCRIPTION

FIG. 1 is a perspective view of the container of this invention;

FIG. 2 is a top view thereof;


FIG. 3 is a front end view thereof;

FIG. 4 is a side view thereof;

FIG. 5 is a bottom view thereof; and,

FIG. 6 is a rear end view thereof.

1 Claim, 1 Drawing Sheet



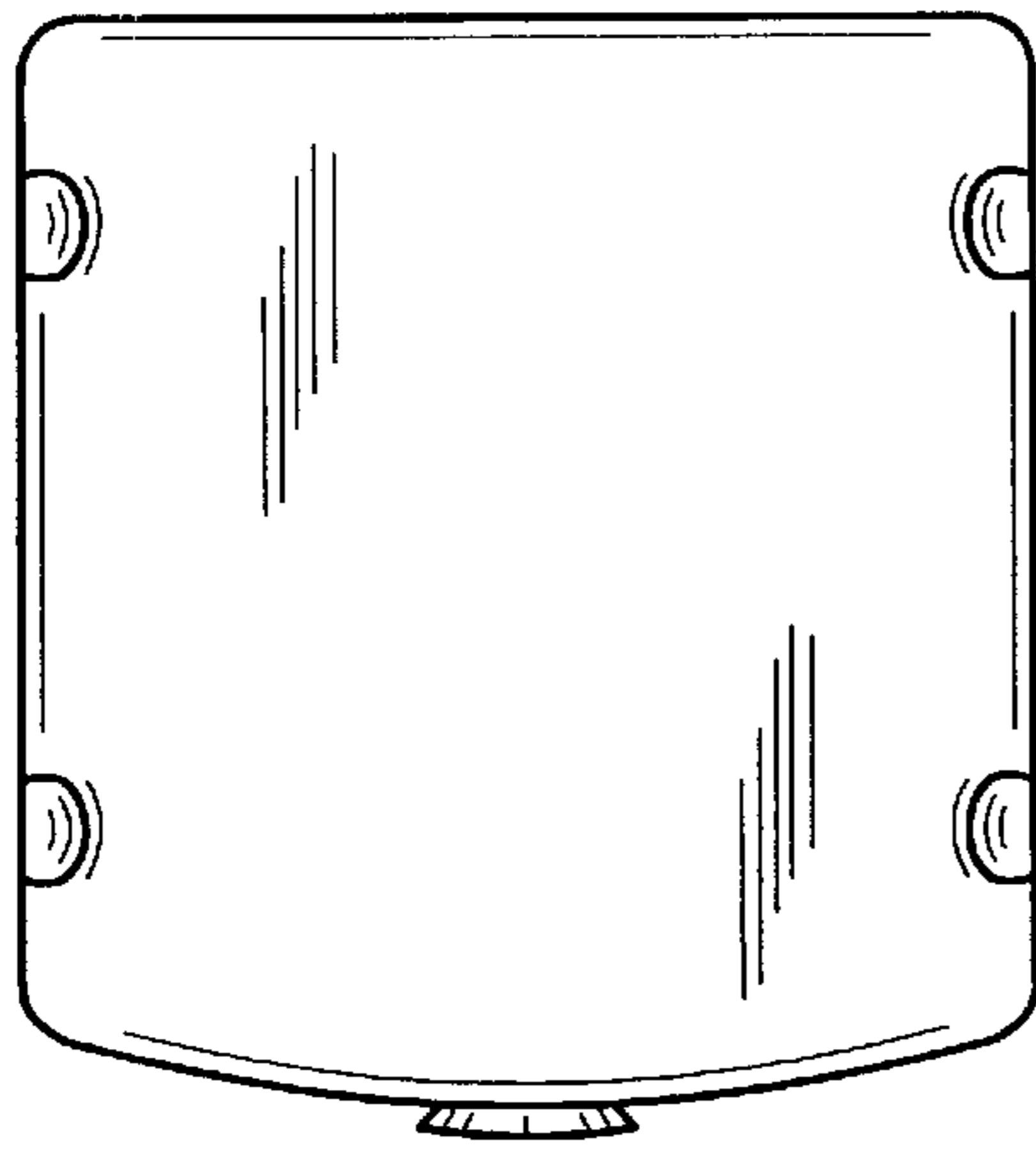


FIG. 2




FIG. 1

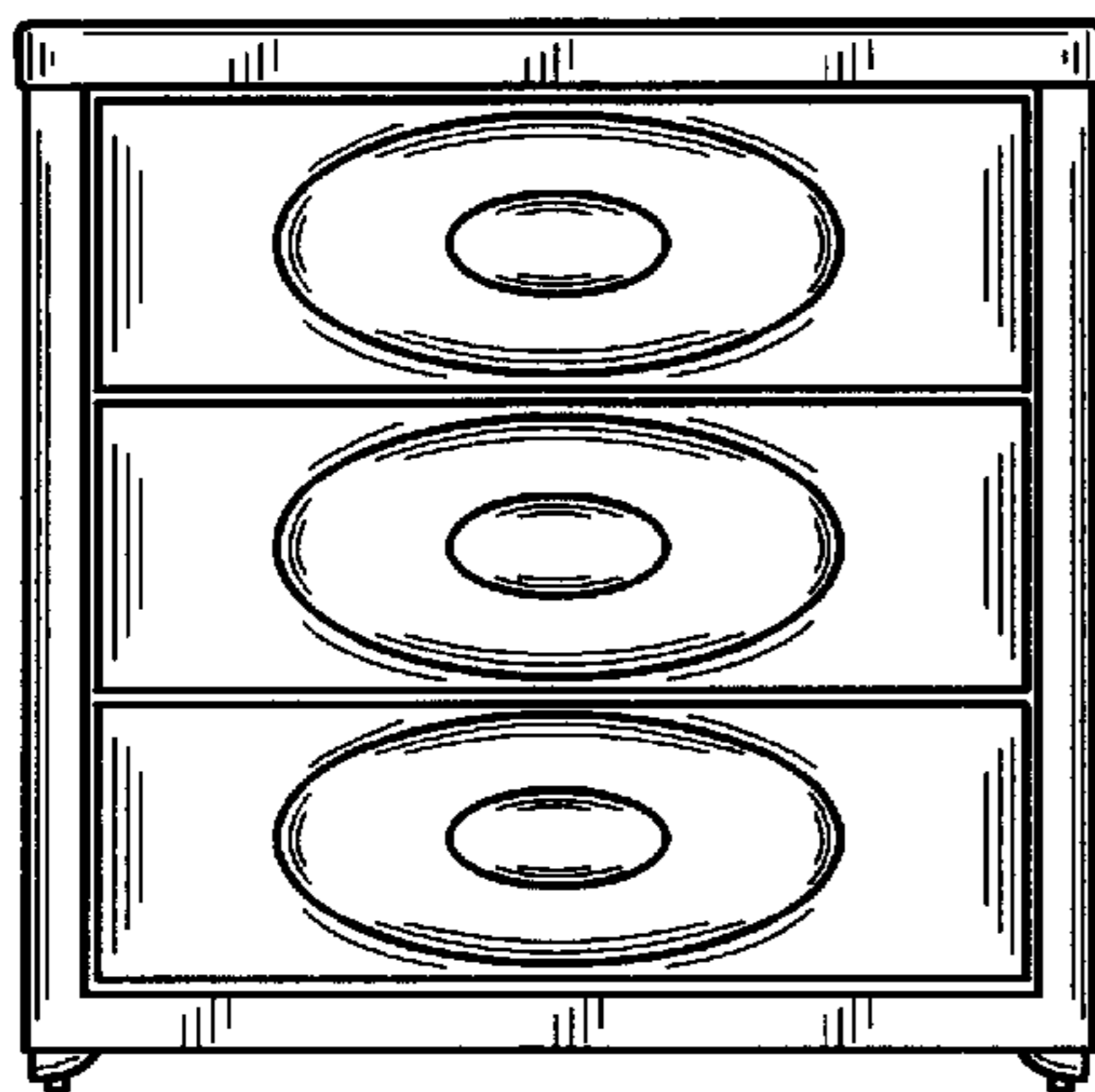


FIG. 3




FIG. 4

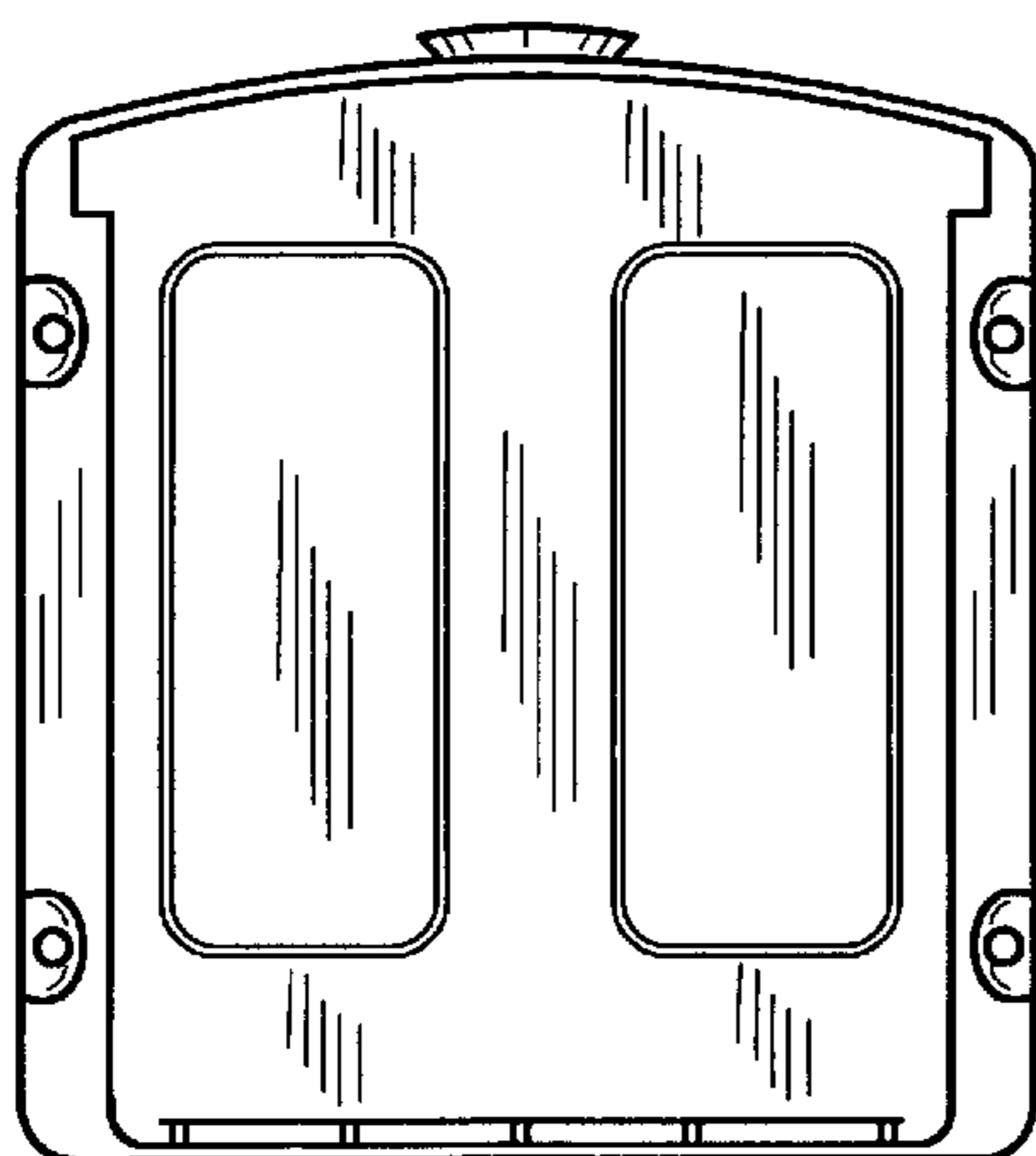


FIG. 5

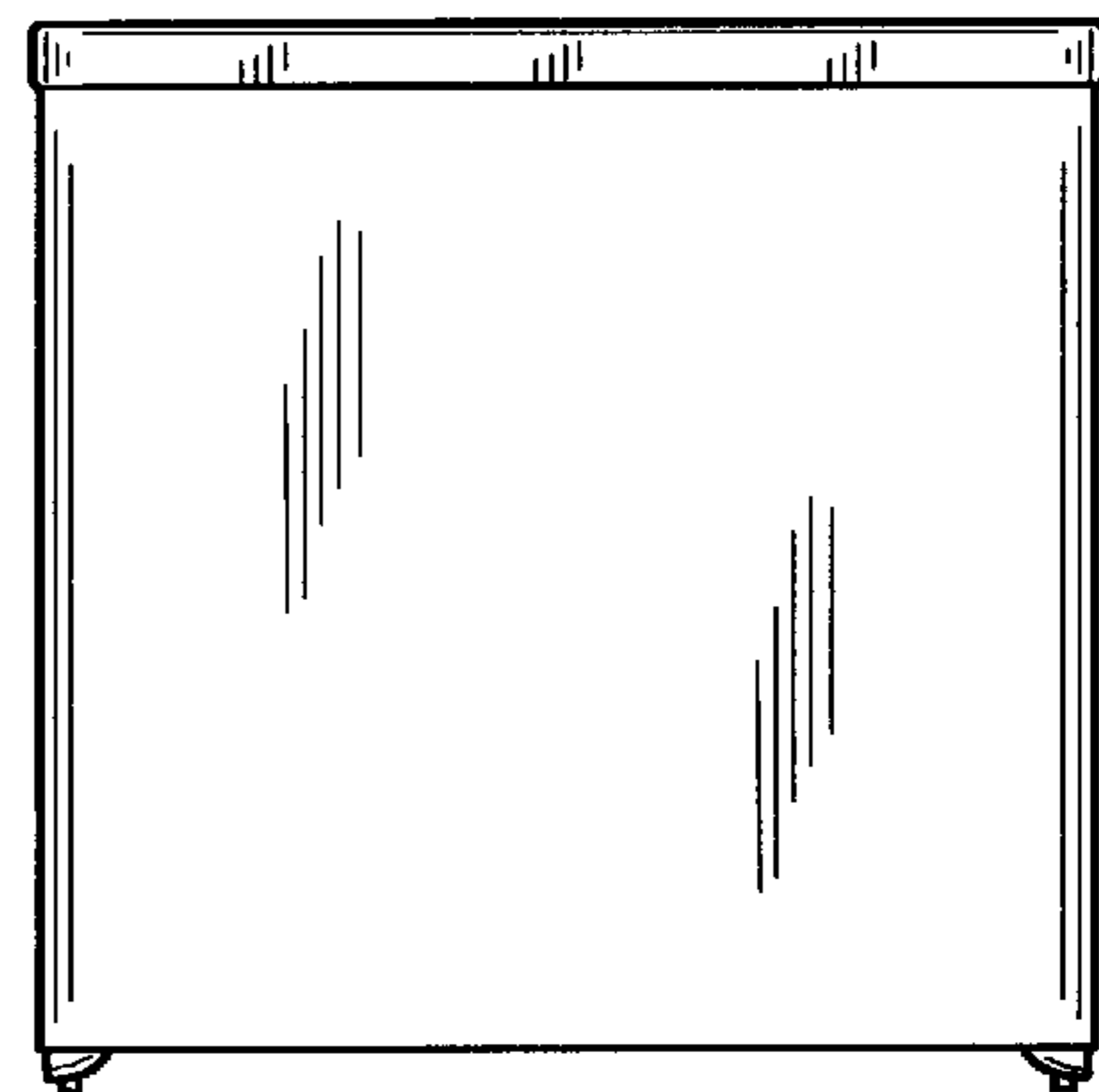


FIG. 6