



US00D483947S

(12) **United States Design Patent**  
**Peterson**

(10) **Patent No.:** **US D483,947 S**

(45) **Date of Patent:** **\*\* Dec. 23, 2003**

(54) **TRAY SUPPORT BRACKET**

(75) **Inventor:** **Leroy L. Peterson, Omaha, NE (US)**

(73) **Assignee:** **Sportsstuff, Inc., Omaha, NE (US)**

(\*\*) **Term:** **14 Years**

(21) **Appl. No.:** **29/155,376**

(22) **Filed:** **Feb. 7, 2002**

(51) **LOC (7) Cl.** ..... **03-99**

(52) **U.S. Cl.** ..... **D3/318**

(58) **Field of Search** ..... **D3/318, 319, 321;**  
**190/9, 13 A, 33, 35, 110, 113; 312/3, 4,**  
**236, 351; 220/558, 529, 528; 224/920;**  
**206/561; D6/514, 629**

(56) **References Cited**

**U.S. PATENT DOCUMENTS**

2,517,757 A \* 8/1950 Adlerstein ..... 190/9  
2,547,463 A \* 4/1951 Haut ..... 312/351  
3,186,529 A \* 6/1965 Gilbert ..... 190/35  
5,630,537 A \* 5/1997 Sciacca ..... 220/529 X

5,988,476 A \* 11/1999 Olerio ..... 312/351  
D433,251 S \* 11/2000 Blazeovich ..... D6/629  
6,435,390 B1 \* 8/2002 Abramowicz ..... 224/920 X

\* cited by examiner

*Primary Examiner*—Louis S. Zarfes

*Assistant Examiner*—Monica A. Weingart

(74) *Attorney, Agent, or Firm*—Sturm & Fix LLP

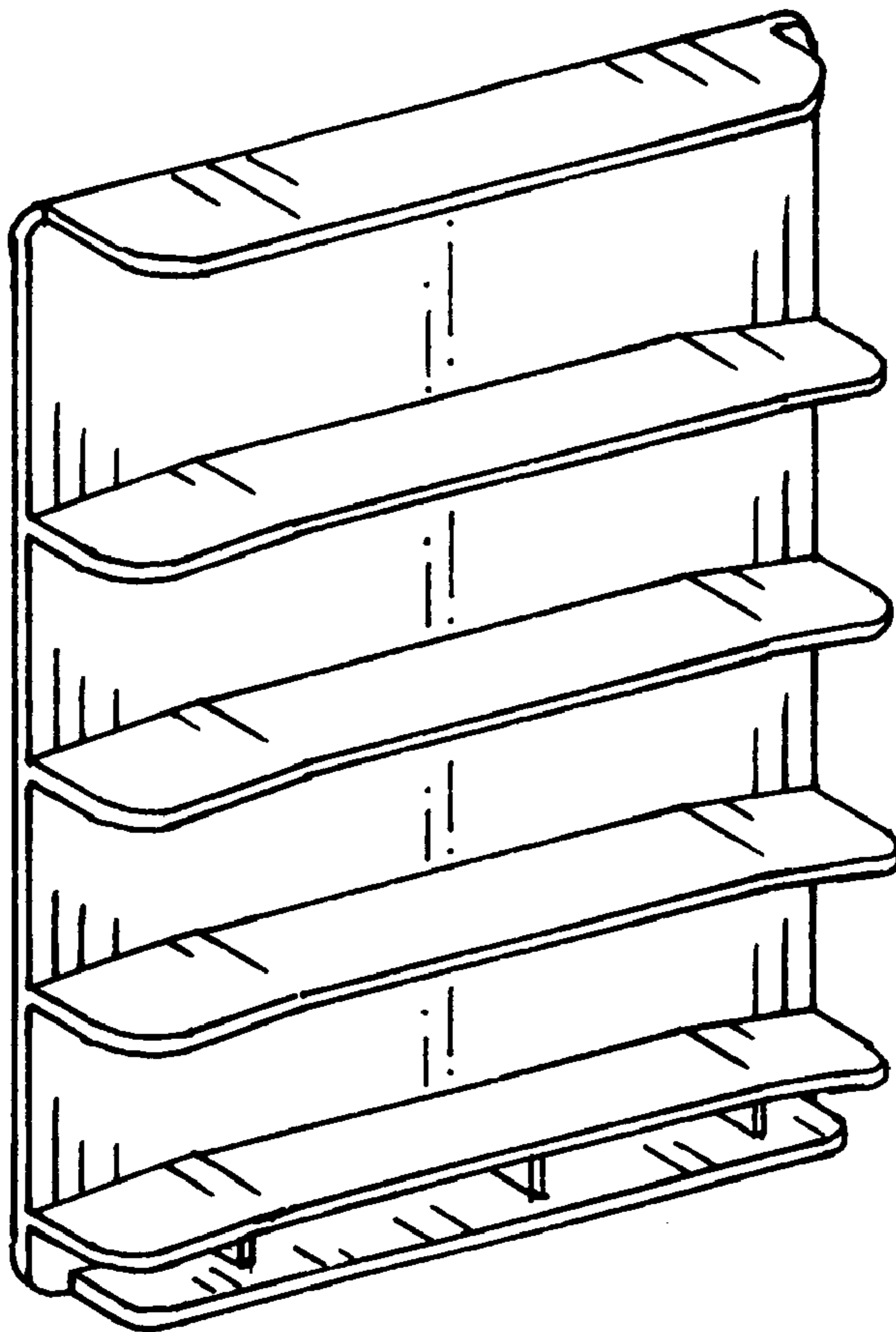
(57) **CLAIM**

The ornamental design for a tray support bracket, as shown and described.

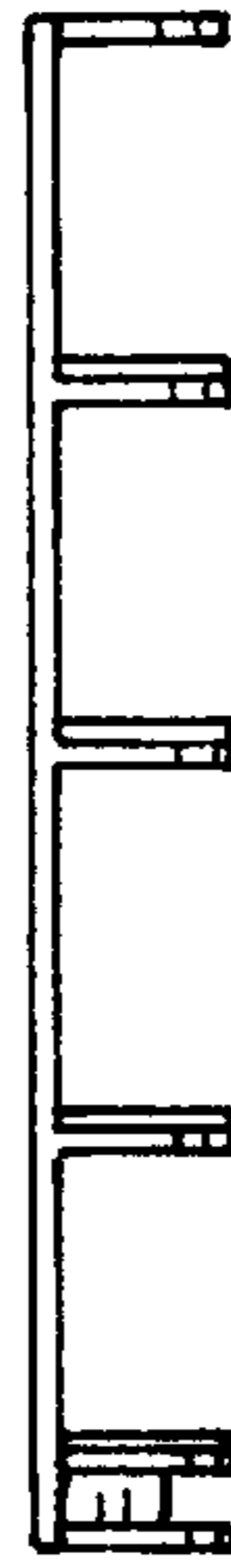
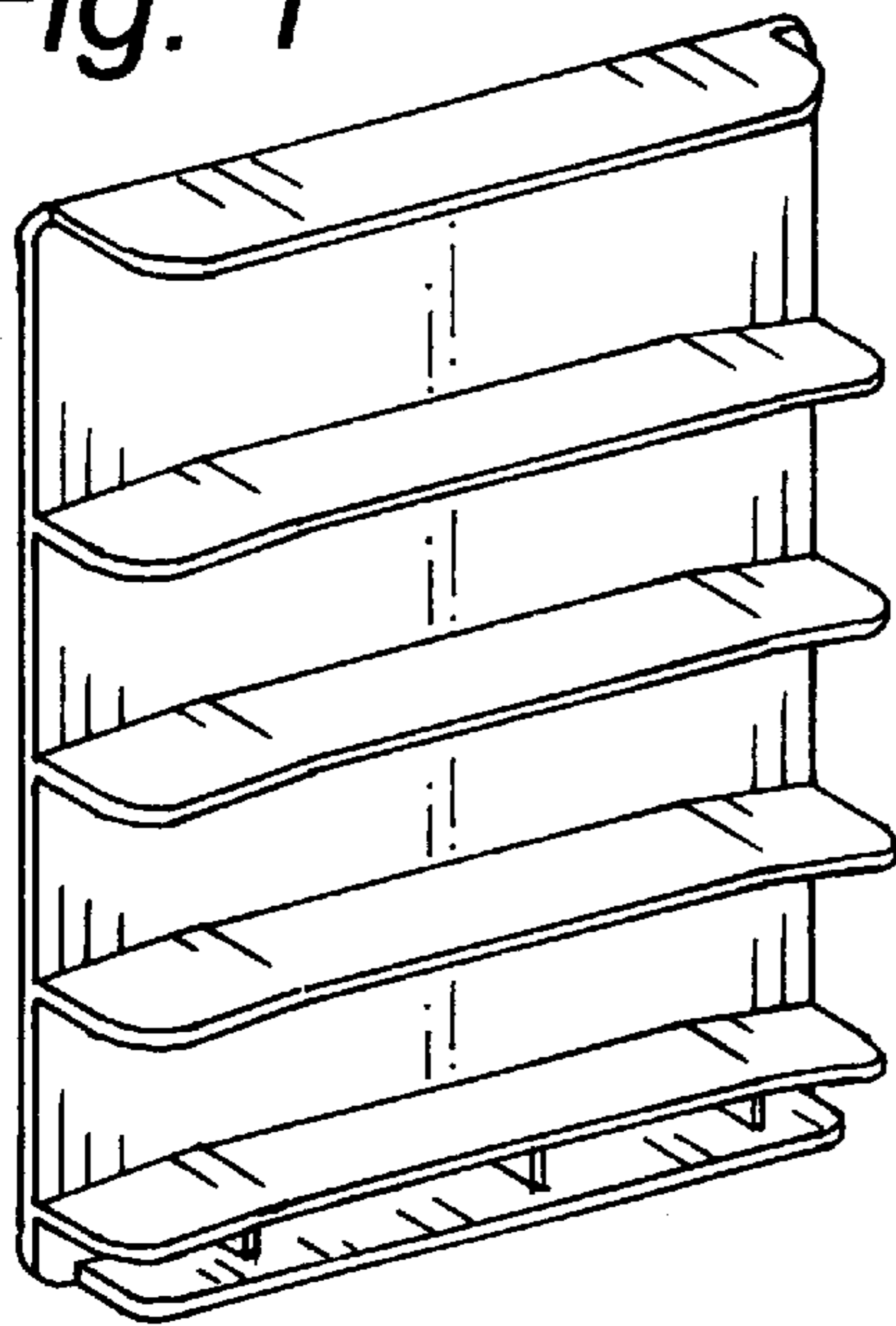
**DESCRIPTION**

FIG. 1 is a perspective view of the tray support bracket showing my new design;  
FIG. 2 is a right side elevational view thereof;  
FIG. 3 is a left side elevational view thereof;  
FIG. 4 is a front elevational view thereof;  
FIG. 5 is a rear elevational view thereof;  
FIG. 6 is a bottom plan view thereof; and,  
FIG. 7 is a top plan view thereof.

**1 Claim, 1 Drawing Sheet**


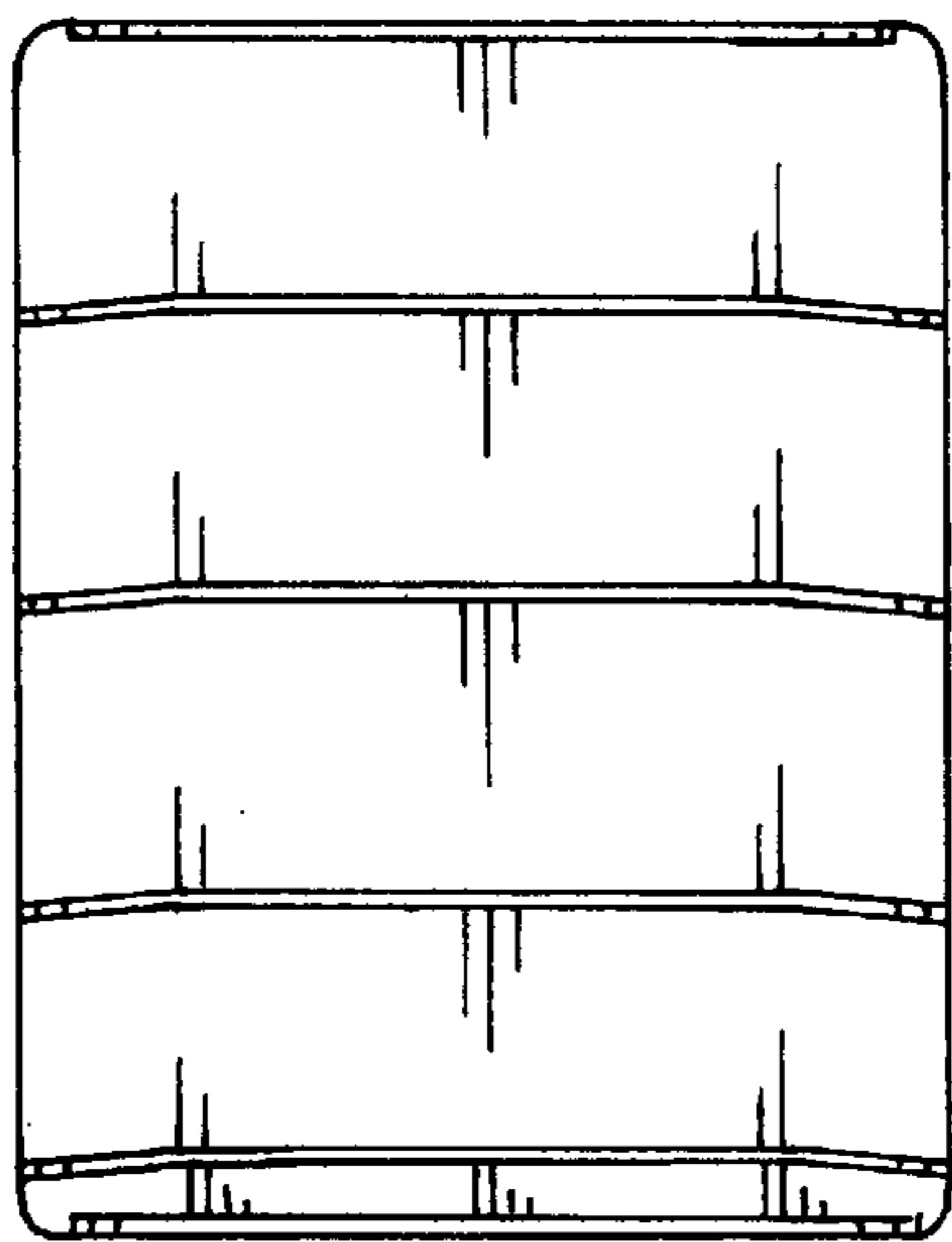


*Fig. 1*



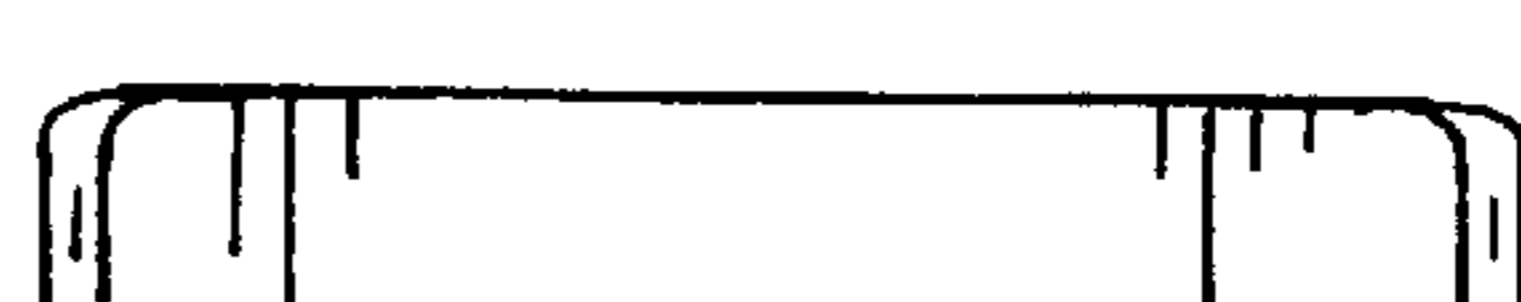

*Fig. 2*

*Fig. 3*



*Fig. 4*

*Fig. 5*



*Fig. 6*

*Fig. 7*