



US00D483938S

(12) **United States Design Patent**
Laberge

(10) **Patent No.:** **US D483,938 S**

(45) **Date of Patent:** **** Dec. 23, 2003**

(54) **FOOTWEAR UPPER PORTION**

(75) Inventor: **Martin Laberge**, Annecy (FR)

(73) Assignee: **Salomon S.A.**, Metz-Tessy (FR)

(**) Term: **14 Years**

(21) Appl. No.: **29/169,186**

(22) Filed: **Oct. 17, 2002**

(30) **Foreign Application Priority Data**

Apr. 29, 2002 (WO) DM/059 764

(51) **LOC (7) Cl.** **02-99**

(52) **U.S. Cl.** **D2/973**

(58) **Field of Search** D2/896, 902, 907,
D2/943, 946, 969, 972-974, 944; 36/45,
50.1, 77 M, 77 R, 83, 88, 113, 114, 126-130

(56) **References Cited**

U.S. PATENT DOCUMENTS

- D226,882 S * 5/1973 Powers D2/907
- 4,169,324 A * 10/1979 Gibbs 36/83
- D297,781 S * 9/1988 Diaz et al. D2/973
- D298,282 S * 11/1988 Brown et al. D2/973
- D373,463 S * 9/1996 Greene D2/969
- D380,079 S * 6/1997 Greene D2/972

- D397,240 S * 8/1998 Hatfield et al. D2/972
- D452,068 S * 12/2001 Laberge et al. D2/972
- D467,062 S * 12/2002 Delgorgue et al. D2/972

* cited by examiner

Primary Examiner—Dominic Simone

(74) *Attorney, Agent, or Firm*—Greenblum & Bernstein, P.L.C.

(57) **CLAIM**

I claim the ornamental design for a footwear upper portion, as shown and described.

DESCRIPTION

FIG. 1 is a perspective view of a footwear upper portion, seen from the rear and right side thereof, showing my new design;




FIG. 2 is a side view thereof; and,

FIG. 3 is a perspective view thereof, seen from the front and right side thereof.

The broken line showing of the sole and other parts of the footwear upper is for illustrative purposes only and forms no part of the claimed design.

The double line detail is representative of either grooves or a surface pattern on the footwear upper portion of the invention.

1 Claim, 3 Drawing Sheets






FIG. 1



FIG. 2

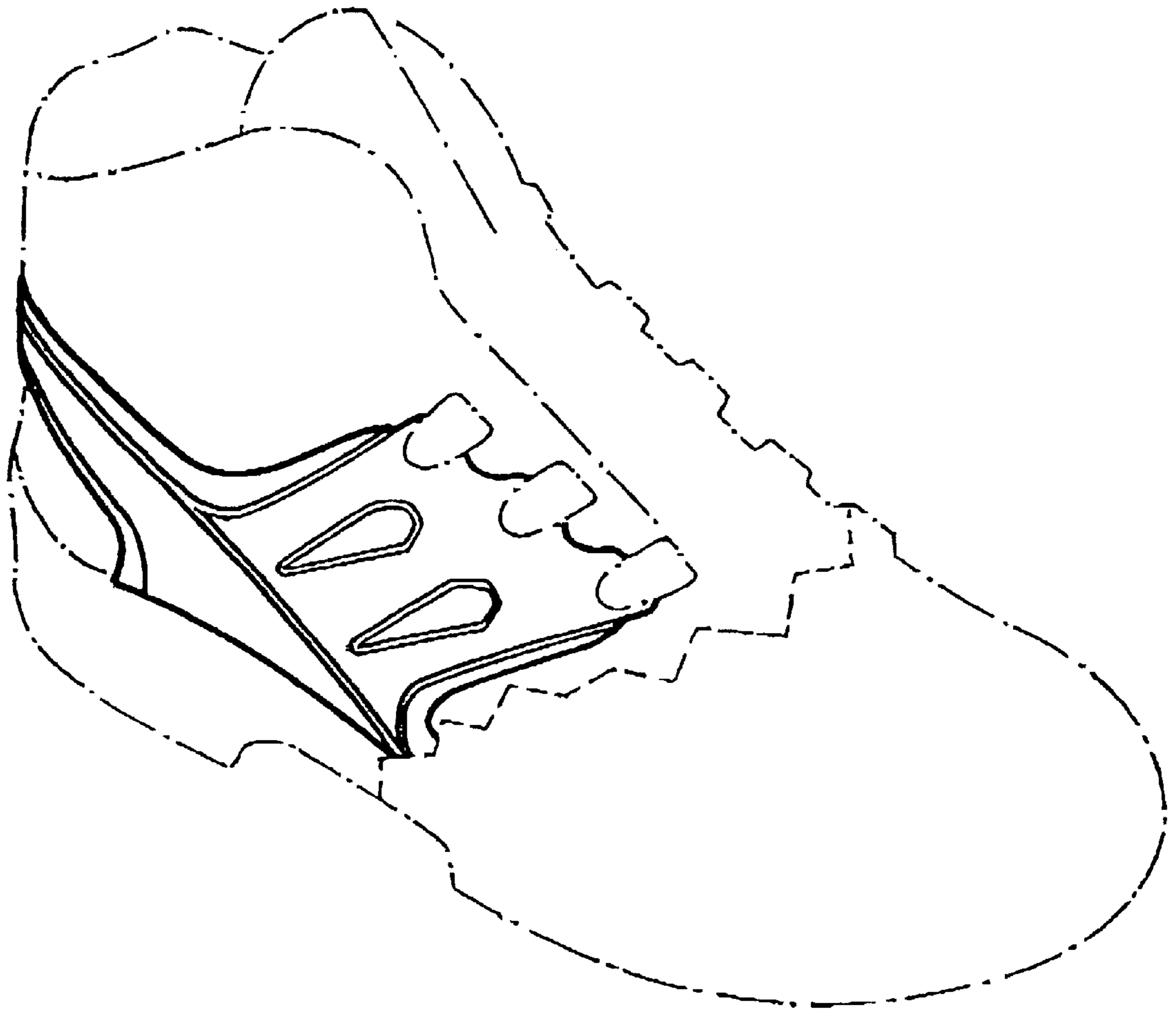


FIG. 3