



US00D483936S

(12) **United States Design Patent**
Fullum

(10) **Patent No.:** **US D483,936 S**

(45) **Date of Patent:** **** Dec. 23, 2003**

- (54) **PORTION OF A SHOE**
- (75) Inventor: **Jean Francois Fullum**, Portland, OR (US)
- (73) Assignee: **Nike, Inc.**, Beaverton, OR (US)
- (**) Term: **14 Years**

D433,216 S	11/2000	Avar et al.
D446,387 S	8/2001	McCourt
D447,330 S	9/2001	McCourt
D450,437 S	11/2001	Simpson et al.
D464,477 S	10/2002	Adams
6,457,261 B1 *	10/2002	Crary 36/114
6,487,796 B1 *	12/2002	Avar et al. 36/114
D476,474 S *	7/2003	McDowell D2/972

- (21) Appl. No.: **29/181,851**
- (22) Filed: **May 19, 2003**
- (51) **LOC (7) Cl.** **02-99**
- (52) **U.S. Cl.** **D2/972; D2/946**
- (58) **Field of Search** D2/896, 902, 907, D2/908, 943, 944, 946, 947, 969, 972-974, 977; 36/28, 7.8, 45, 50.1, 77 M, 77 R, 83, 88, 113, 114, 126-130

FOREIGN PATENT DOCUMENTS

DE	2535624	7/1976
DE	2717910	10/1978

OTHER PUBLICATIONS

Nike Footwear Catalog Spring 1985, p. 38, published 1985.
 Nike Footwear Catalog Late Spring 1999, p. M100, published Sep. 1998.
 Nike Footwear Catalog Late Spring 2001, p. M5, published Sep. 2000.

(56) **References Cited**

U.S. PATENT DOCUMENTS

413,693 A	10/1889	Walker	
1,088,328 A	2/1914	Cucinotta	
1,726,198 A *	8/1929	Stahl	36/83
D256,067 S	7/1980	Hagg et al.	
4,233,759 A	11/1980	Bente et al.	
4,766,681 A	8/1988	O'Rourke et al.	
D298,285 S	11/1988	Tong	
D311,989 S	11/1990	Parker et al.	
D340,350 S	10/1993	Kilgore et al.	
D344,174 S	2/1994	Kilgore	
D350,225 S	9/1994	Kilgore	
D350,227 S	9/1994	Kilgore	
5,343,639 A	9/1994	Kilgore et al.	
D354,617 S	1/1995	Kilgore	
D355,755 S	2/1995	Kilgore	
5,743,028 A	4/1998	Lombardino	
D397,845 S	9/1998	Cass	
D397,846 S	9/1998	Lozano	
D397,848 S	9/1998	Avar	
D398,742 S	9/1998	Avar	
D410,964 S	6/1999	Wilborn et al.	

* cited by examiner

Primary Examiner—Dominic Simone
 (74) *Attorney, Agent, or Firm*—Banner & Witcoff Ltd.

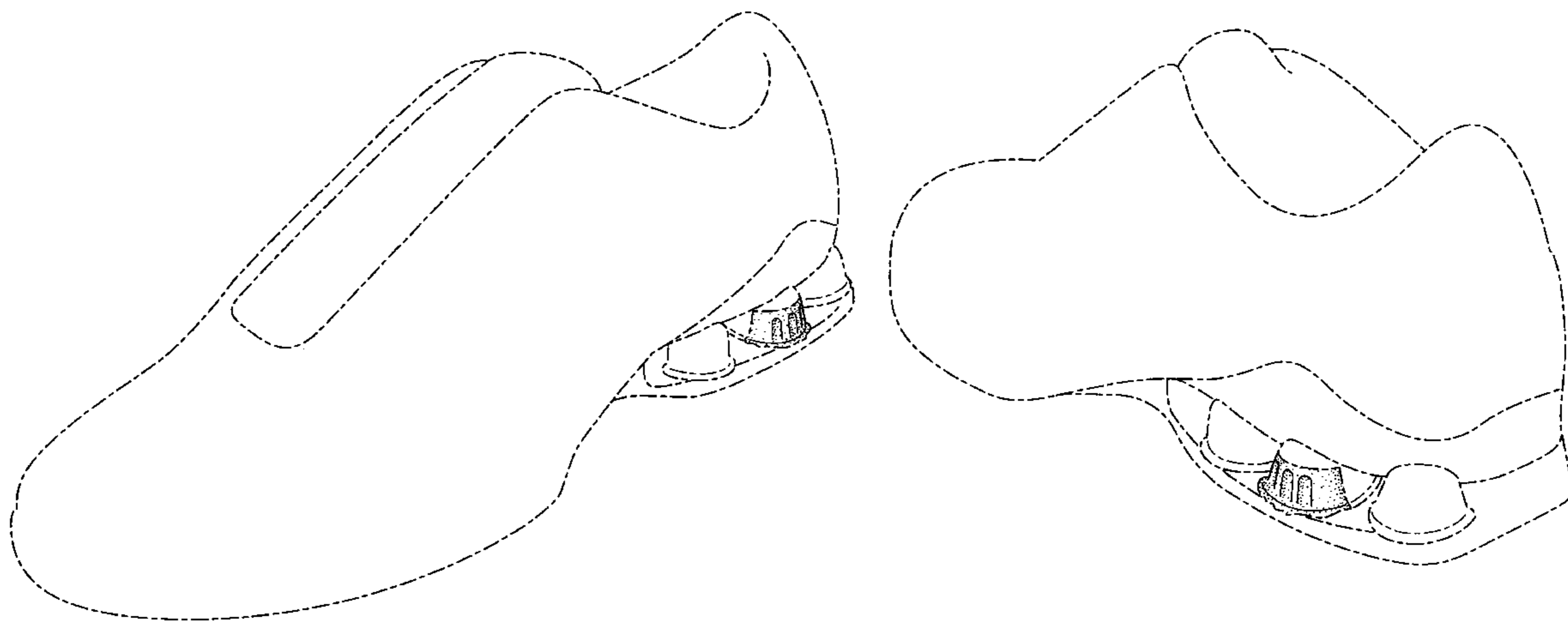
(57) **CLAIM**

The ornamental design for a portion of a shoe, as shown and described.

DESCRIPTION

FIG. 1 is a first perspective view of a portion of a shoe showing my new design;
 FIG. 2 is a second perspective view thereof; and,
 FIG. 3 is a side view thereof.
 The broken line showing immediately adjacent the shaded region represents an unclaimed boundary of the claimed design. The broken line showing of the remainder of the shoe is for illustrative purposes only and forms no part of the claimed design.

1 Claim, 3 Drawing Sheets



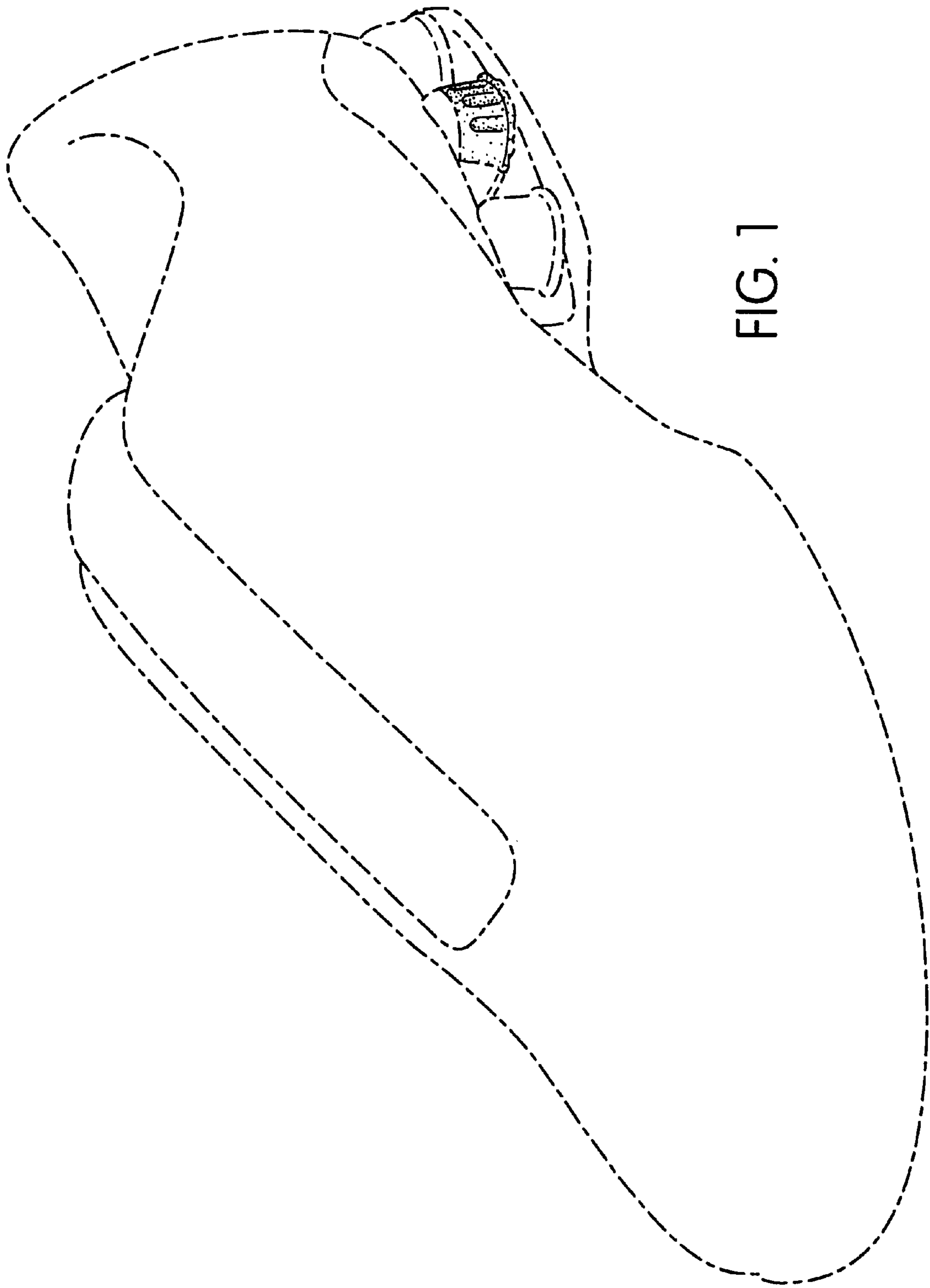


FIG. 1

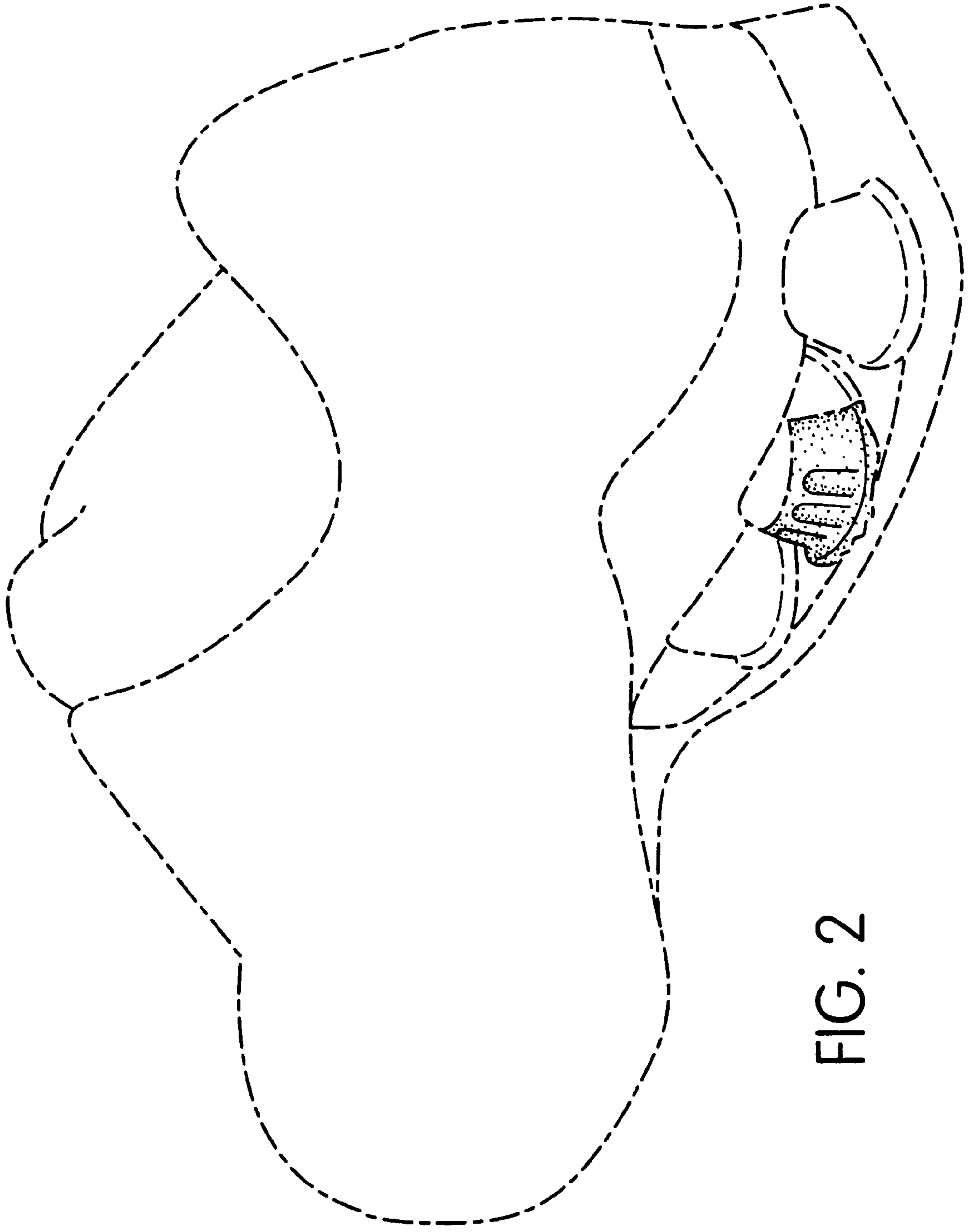


FIG. 2

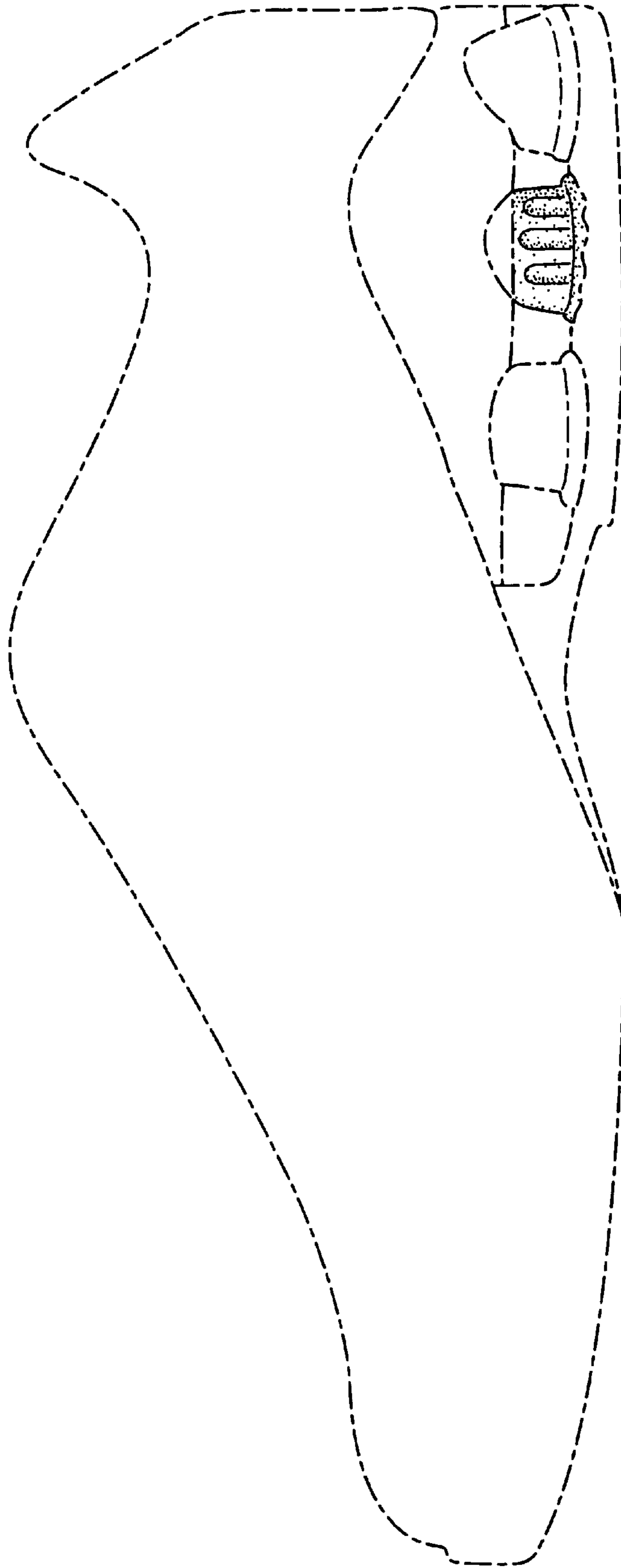


FIG. 3