



US00D483932S

(12) **United States Design Patent**
Cooper

(10) **Patent No.:** **US D483,932 S**

(45) **Date of Patent:** **** Dec. 23, 2003**

(54) **BOTTOM SURFACE PORTION OF A SHOE OUTSOLE**

(75) **Inventor:** **Aaron Alexander Carroll Cooper,**
Portland, OR (US)

(73) **Assignee:** **Nike, Inc.,** Beaverton, OR (US)

(**) **Term:** **14 Years**

(21) **Appl. No.:** **29/169,625**

(22) **Filed:** **Oct. 24, 2002**

(51) **LOC (7) Cl.** **02-04**

(52) **U.S. Cl.** **D2/954; D2/947**

(58) **Field of Search** D2/947, 949, 951,
D2/952, 953, 954, 955, 956, 957, 959,
960, 961, 962, 963; 36/25 R, 28, 32 A,
22 R, 67 A, 67 B

(56) **References Cited**

U.S. PATENT DOCUMENTS

D33,534 S	11/1900	Logan	
D61,157 S	7/1922	Freeman	
D61,453 S	9/1922	Todd	
D68,214 S	9/1925	McDonald	
D139,106 S	* 10/1944	Wright	
D147,383 S	8/1947	Shaffer	
D216,246 S	* 12/1969	Mistarz	
D241,988 S	10/1976	Famolare, Jr.	
D245,736 S	9/1977	Famolare, Jr.	
D248,192 S	6/1978	Stevenson	
4,494,322 A	* 1/1985	Klagmann	36/28
D297,593 S	9/1988	Swett	
D297,886 S	10/1988	Kelley et al.	
D303,317 S	9/1989	Nakano	
D303,871 S	10/1989	Driscoll	
D307,975 S	5/1990	Kittle et al.	
D318,946 S	8/1991	Granatelli	
D319,338 S	8/1991	Nakano	
D331,658 S	12/1992	Blissett	

D352,154 S	* 11/1994	Merceron D2/952
D368,157 S	3/1996	Erickson	
D390,347 S	2/1998	Bathum	
D408,974 S	5/1999	Clarke	
D415,607 S	* 10/1999	Merceron D2/952
D417,945 S	12/1999	Merceron	
D422,400 S	4/2000	Brady et al.	
D424,792 S	* 5/2000	Briand D2/955
D437,676 S	* 2/2001	Ferrer D2/954
D440,033 S	4/2001	Neely	
D460,607 S	7/2002	Pollastrelli	

OTHER PUBLICATIONS

Nike Footwear Catalog Fall 1986, p. 80, published Jan. 1986.

Nike Footwear Catalog Fall 1989, p. 30, published Dec. 1988.

Nike Footwear Catalog Spring 1996, p. 24, published Jun. 1995.

Nike Footwear Catalog Late Spring 1998, p. 41, published Sep. 1997.

* cited by examiner

Primary Examiner—Celia Murphy

(74) *Attorney, Agent, or Firm*—Banner & Witcoff, Ltd.

(57) **CLAIM**

The ornamental design for a bottom surface portion of a shoe outsole, as shown and described.

DESCRIPTION

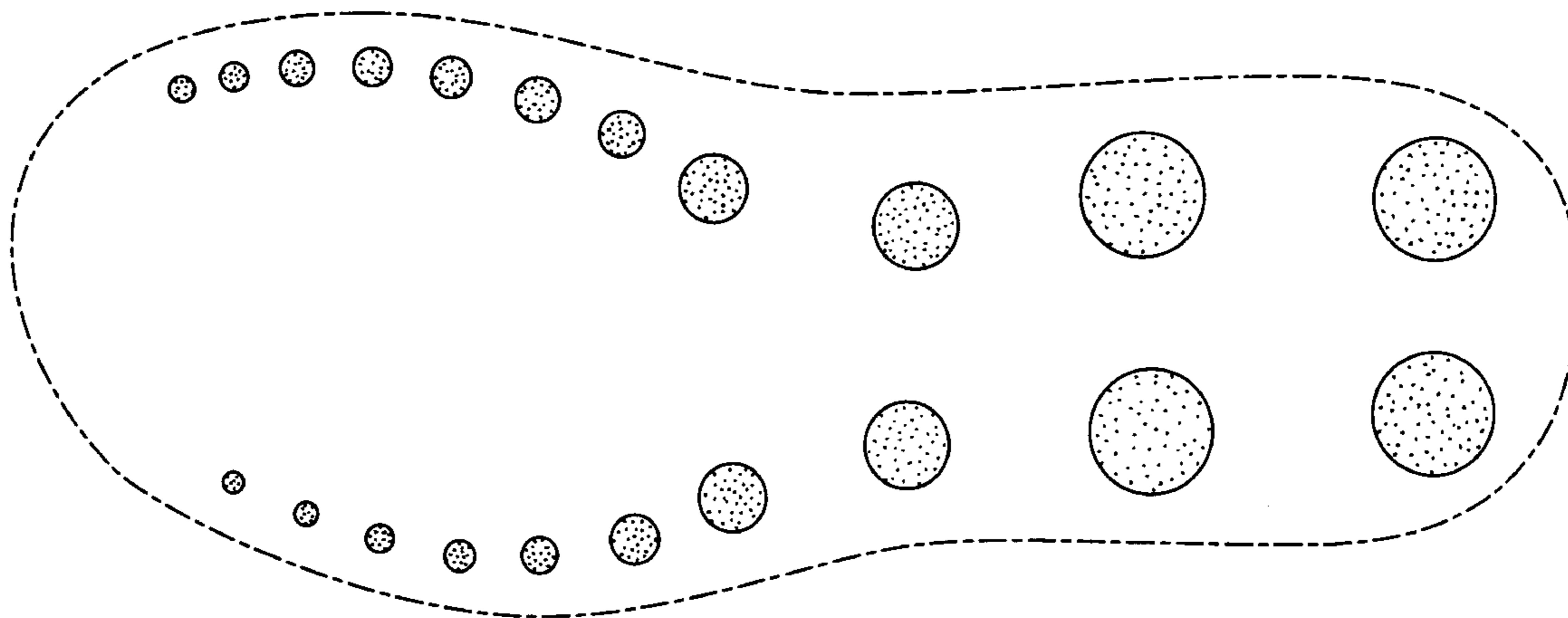
FIG. 1 is a perspective view of a bottom surface portion of a shoe outsole showing my new design;

FIG. 2 is a plan view thereof; and,

FIG. 3 is a second perspective view thereof.

The uneven broken line showing of the remainder of the shoe is for illustrative purposes only and forms no part of the claimed design.

1 Claim, 3 Drawing Sheets



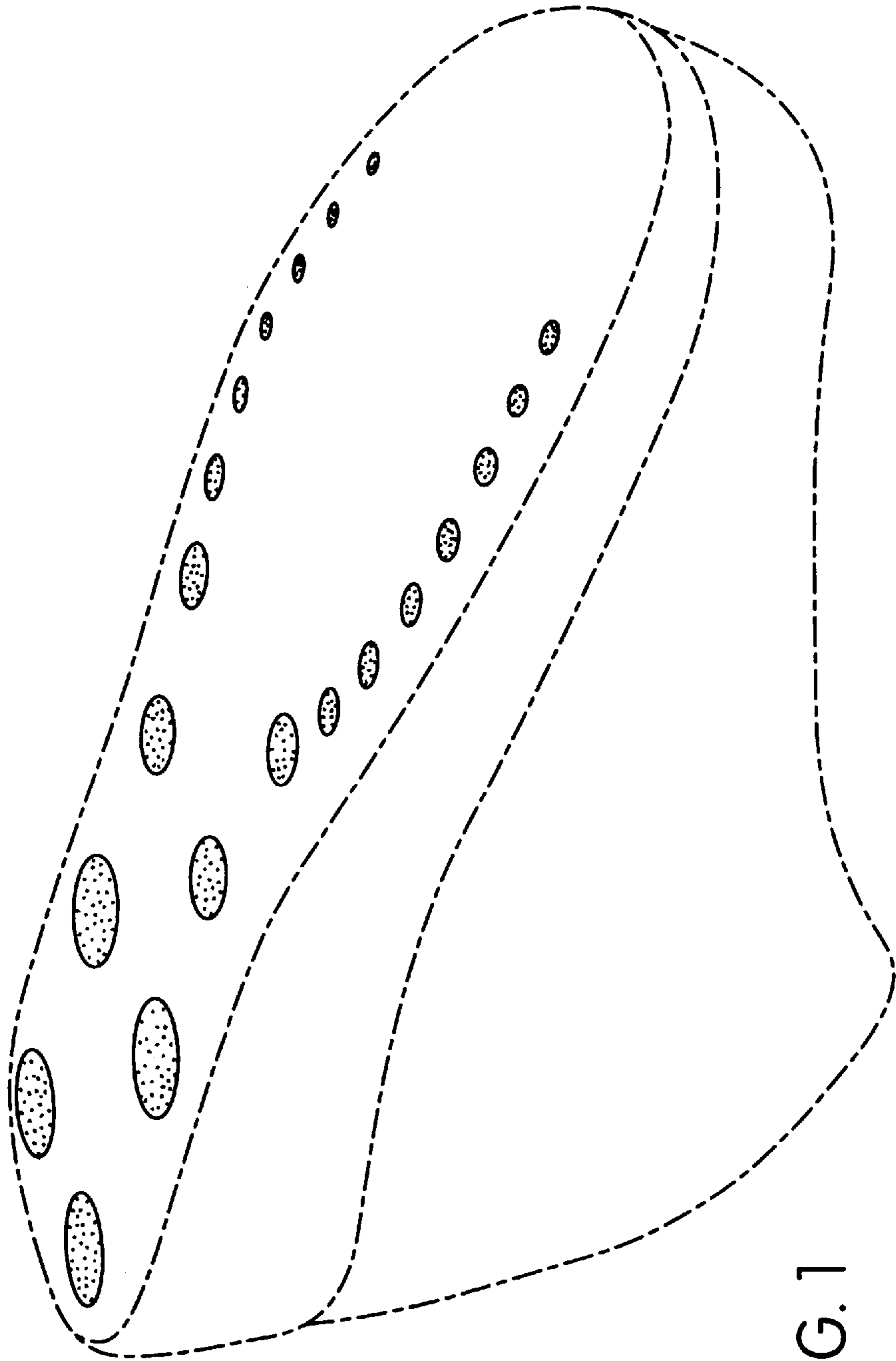


FIG. 1

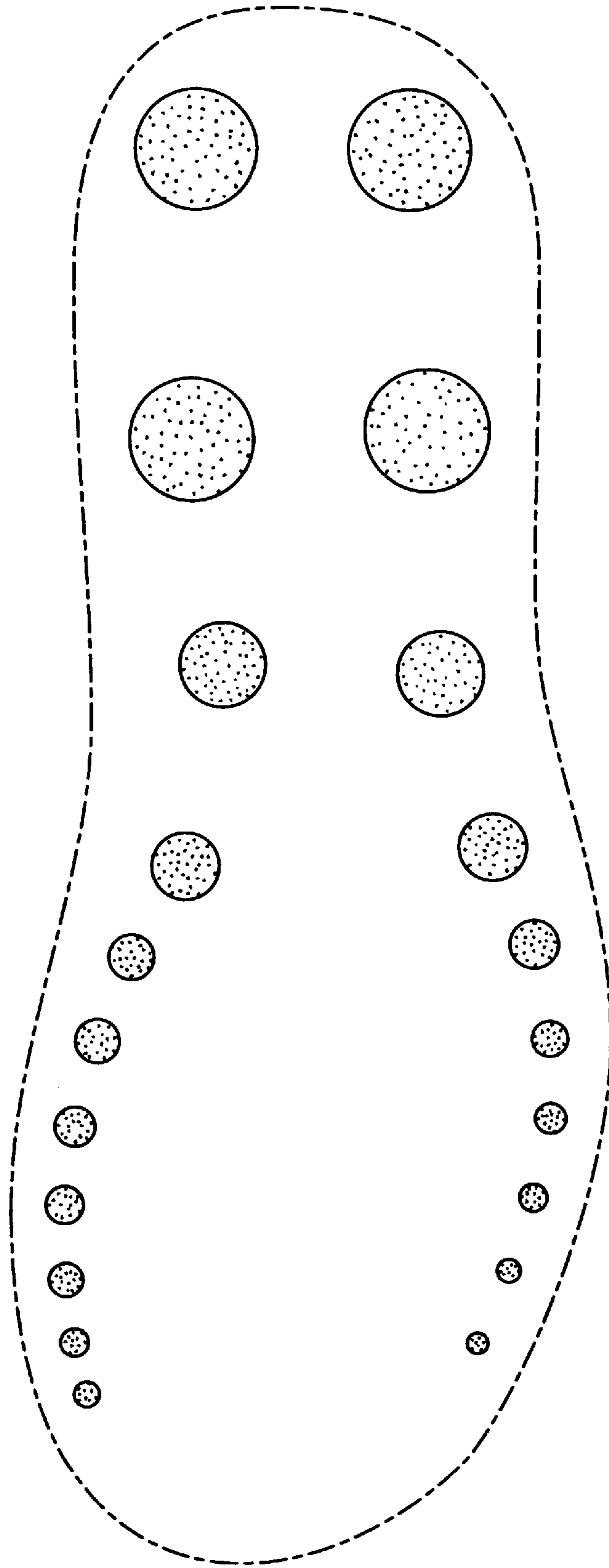


FIG. 2

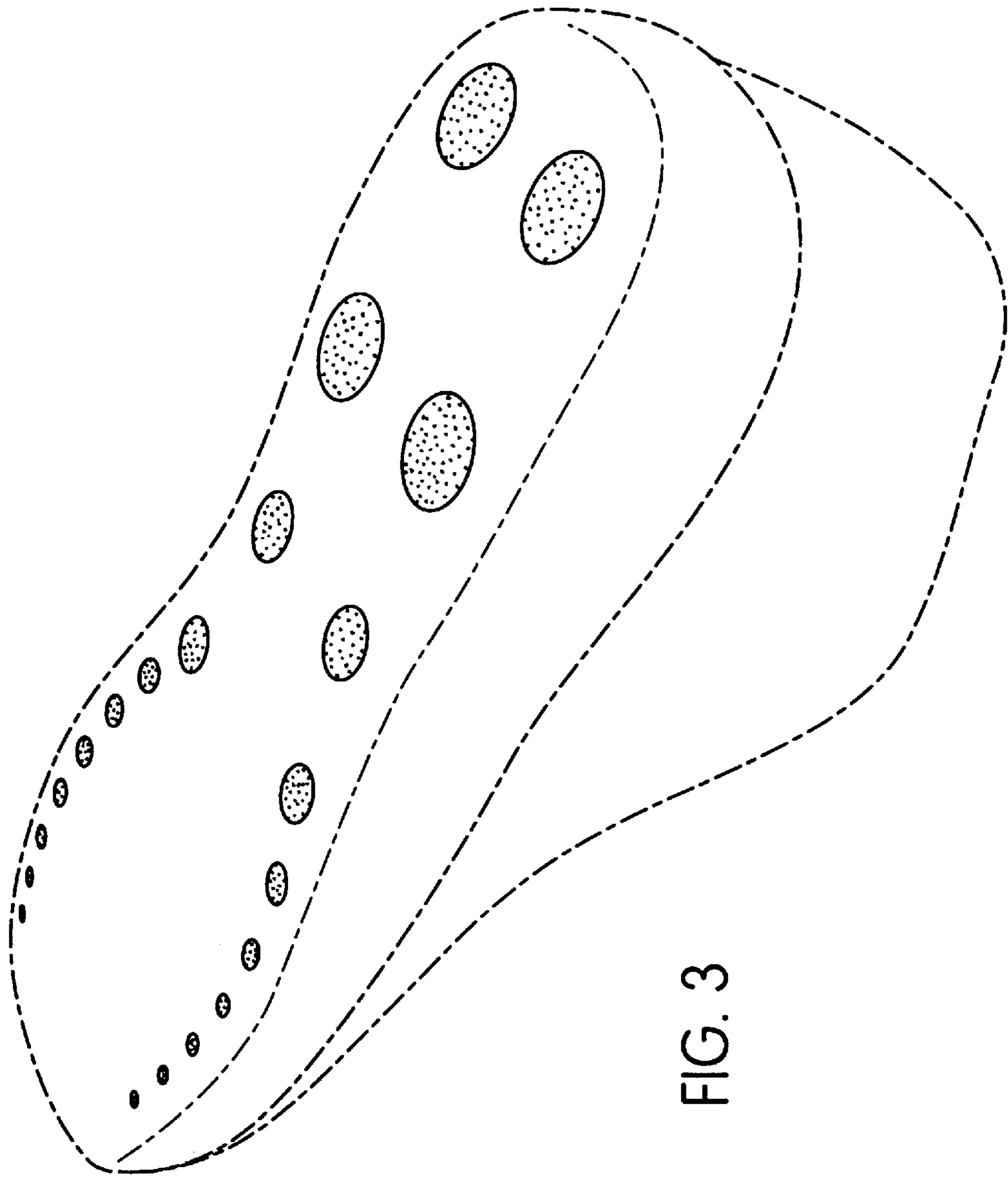


FIG. 3