



US00D483931S

(12) **United States Design Patent**
Pearce

(10) **Patent No.:** **US D483,931 S**

(45) **Date of Patent:** **** Dec. 23, 2003**

- (54) **PAIR OF BOOT SOLES**
- (75) Inventor: **John G. Pearce**, Fort Worth, TX (US)
- (73) Assignee: **Boot Royalty Company, L.P.**, Fort Worth, TX (US)
- (**) Term: **14 Years**
- (21) Appl. No.: **29/169,227**
- (22) Filed: **Oct. 16, 2002**
- (51) **LOC (7) Cl.** **02-01**
- (52) **U.S. Cl.** **D2/952; D2/951**
- (58) **Field of Search** D2/946-949, 951-962, D2/967, 977; 36/3 B, 22 R, 25 R, 30 R, 32 A, 32 R, 59 R, 67 A, 67 B

- D445,243 S * 7/2001 Cockrell D2/957
- 6,318,002 B1 * 11/2001 Ou 36/44
- D475,511 S * 6/2003 Reynolds D2/953

* cited by examiner

Primary Examiner—Celia Murphy

(74) *Attorney, Agent, or Firm*—Sidley Austin Brown & Wood LLP

(57) **CLAIM**

The ornamental design for a pair of boot soles, as shown and described.

DESCRIPTION

FIG. 1 is a perspective view of a left-foot boot sole of a pair of boot soles embodying my new design; FIG. 2 is a bottom view of the left-foot boot sole of FIG. 1; FIG. 3 is an enlarged bottom view of a front portion of the left-foot boot sole of FIG. 1; and, FIG. 4 is an enlarged bottom view of a rear portion of the left-foot boot sole of FIG. 1.


The boot sole design shown in FIGS. 1-4 depicts a left-foot boot sole of my new pair of boot soles design, and a right-foot boot sole is a mirror image of that shown in FIGS. 1-4.

(56) **References Cited**

U.S. PATENT DOCUMENTS

- D236,393 S * 8/1975 Tornero
- D255,173 S * 6/1980 Finn D2/951
- D268,544 S * 4/1983 Crowley D2/954
- D287,663 S * 1/1987 Yung-Mao D2/959
- D303,453 S * 9/1989 Miller D5/53
- 5,083,385 A * 1/1992 Halford
- D366,135 S * 1/1996 Henderson, Jr. et al. D2/902
- D398,746 S * 9/1998 Rask D2/955

1 Claim, 4 Drawing Sheets






FIG. 1




FIG. 2




FIG. 3




FIG. 4