



US00D483922S

(12) **United States Design Patent**
Ledein

(10) **Patent No.:** **US D483,922 S**

(45) **Date of Patent:** **** Dec. 23, 2003**

(54) **BREAST CUPS FOR A BRASSIERE**

(75) **Inventor:** **Ludovic Ledein, Brooklyn, NY (US)**

(73) **Assignee:** **Sara Lee Corporation, Winston-Salem, NC (US)**

(**) **Term:** **14 Years**

(21) **Appl. No.:** **29/174,371**

(22) **Filed:** **Jan. 16, 2003**

(51) **LOC (7) Cl.** **02-01**

(52) **U.S. Cl.** **D2/706**

(58) **Field of Search** D2/701, 706-710,
D2/731, 737, 856; 450/1, 41, 48, 49, 52-57,
81, 89, 86, 88, 90, 36-39; 2/67, 118-120,
268, 459, 460, 73

(56) **References Cited**

U.S. PATENT DOCUMENTS

507,373 A	10/1893	Lendry	
1,821,353 A *	9/1931	Meks et al.	D2/709
D107,417 S	12/1937	Fisher	
D120,071 S	4/1940	Charles	
D130,376 S	11/1941	Amyot	
D149,102 S *	3/1948	Amyot	D2/707
D160,506 S	10/1950	Kurzman	D20/4
D168,980 S	3/1953	Whitman	D20/4
D171,127 S	12/1953	Gimble et al.	
D180,764 S	8/1957	Brauchli	D20/4
D188,243 S	6/1960	Coleman et al.	
3,101,717 A	8/1963	Korman	128/463
3,112,750 A	12/1963	Jonas	128/510
3,187,753 A	6/1965	Hershon	128/463
3,196,460 A *	7/1965	Halstead	450/41
D216,453 S	1/1970	Guberman et al.	D2/24

3,513,852 A *	5/1970	Seidl	D2/708
D218,383 S	8/1970	Schonberg et al.	D2/24 X
D243,722 S	3/1977	Poirier	D2/24
4,073,299 A	2/1978	Murata	128/425
D269,730 S	7/1983	DiTullio	D2/24
D275,905 S	10/1984	Locascio	D2/24
D275,908 S	10/1984	Martini	D2/24
D276,001 S	10/1984	Locascio	D2/24
D295,340 S	4/1988	Shonk	D2/24
D302,760 S	8/1989	Shultz	D2/24
D302,761 S	8/1989	Akazaki	D2/24
D319,330 S	8/1991	Akazaki et al.	D2/24
5,167,566 A *	12/1992	Novitsky et al.	2/67
5,347,656 A *	9/1994	Fabritz et al.	450/38
6,102,773 A *	8/2000	Wu et al.	450/1
D466,271 S	12/2002	Frankel et al.	D2/706
D470,294 S	2/2003	Frankel et al.	D2/706

* cited by examiner

Primary Examiner—Ian Simmons

Assistant Examiner—Deanne Levy

(74) *Attorney, Agent, or Firm*—Ohlandt, Greeley, Ruggiero & Perle, L.L.P.

(57) **CLAIM**

The ornamental design for breast cups for a brassiere, as shown and described.

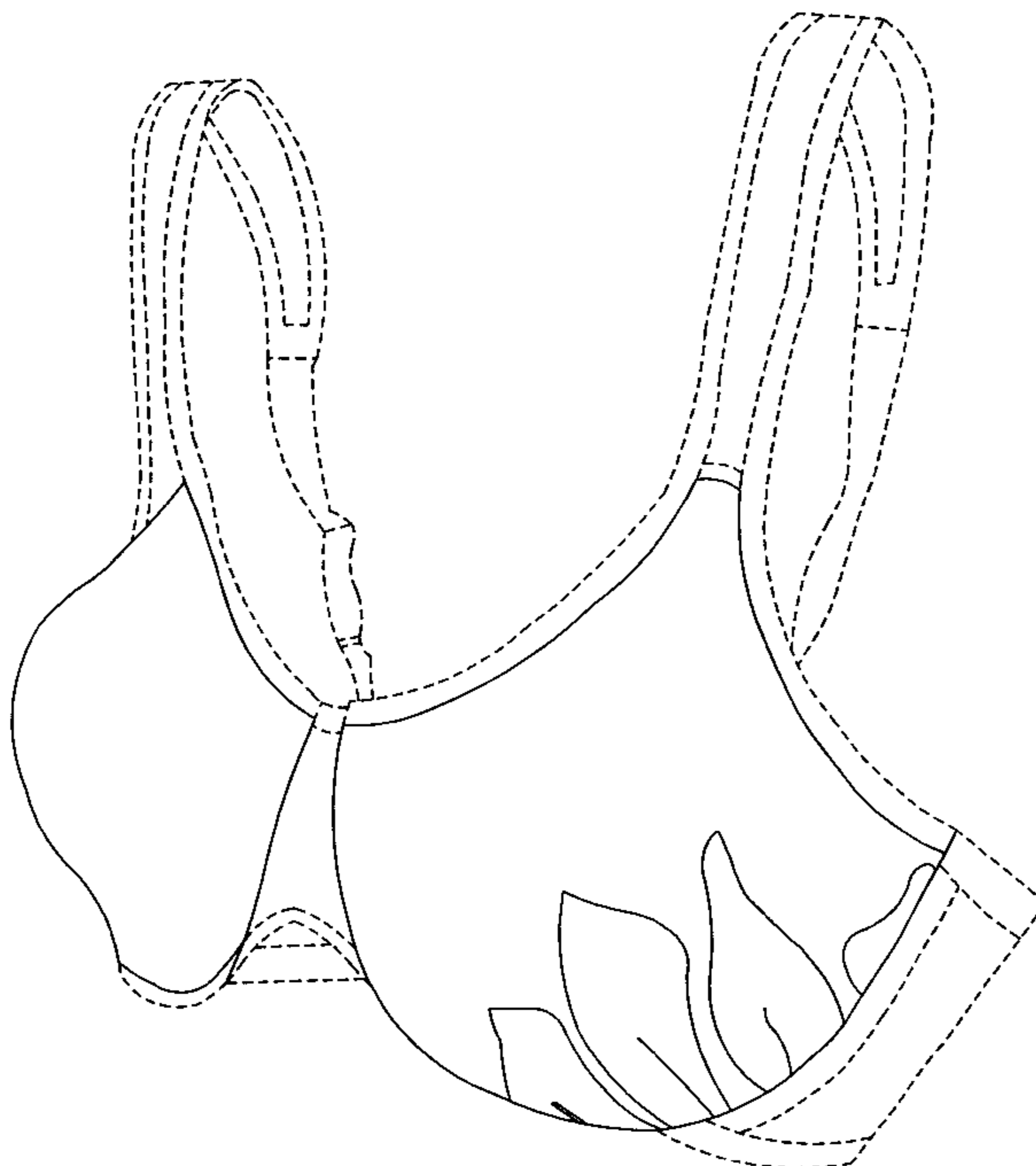
DESCRIPTION

FIG. 1 is a top view of the breast cups for a brassiere according to the present invention; and,

FIG. 2 is an enlarged, side-front perspective view of the breast cups for a brassiere of FIG. 1.

The broken line showing of the brassiere is for illustrative purposes only and forms no part of the claimed design.

1 Claim, 2 Drawing Sheets



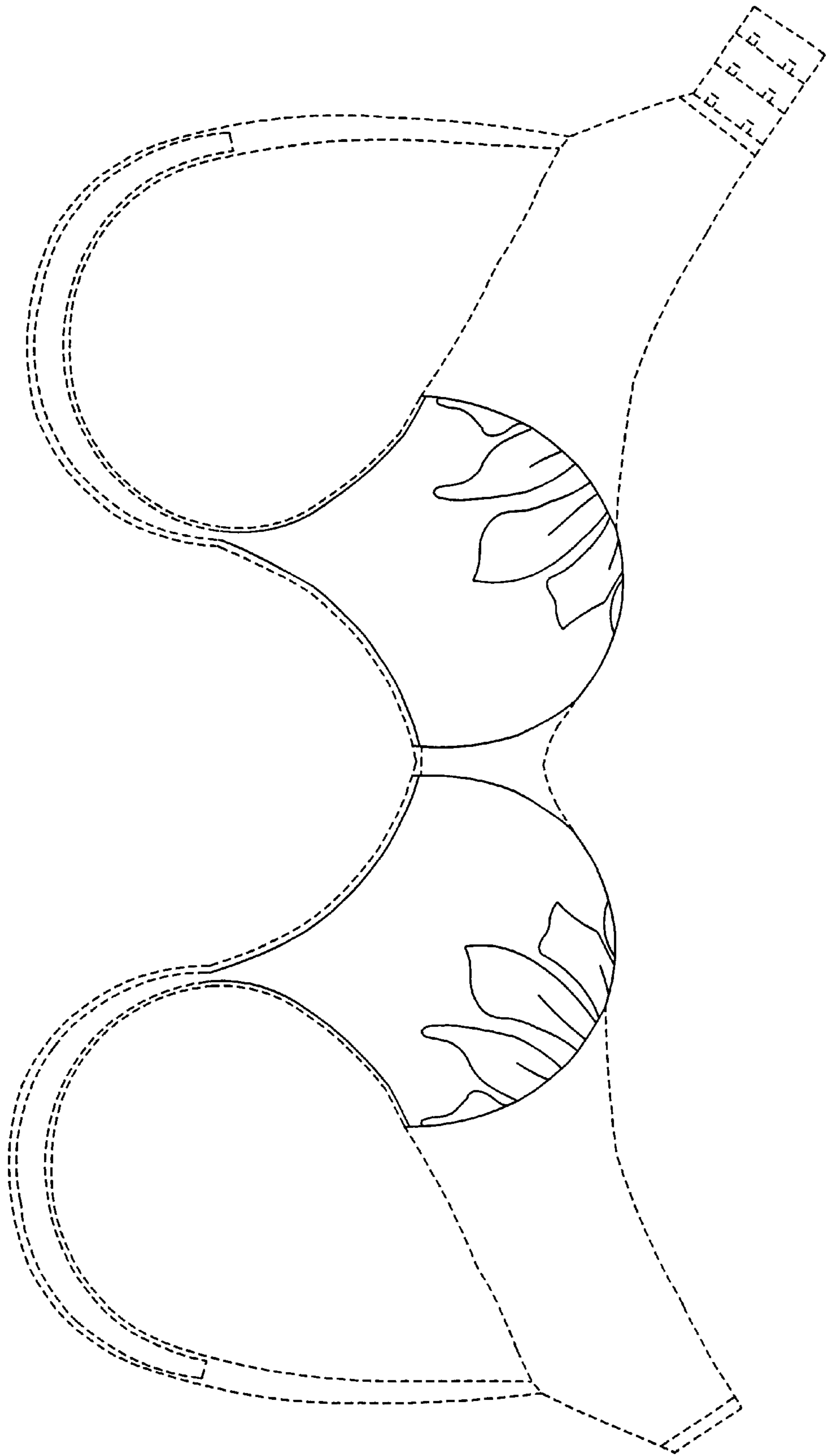


FIG.1

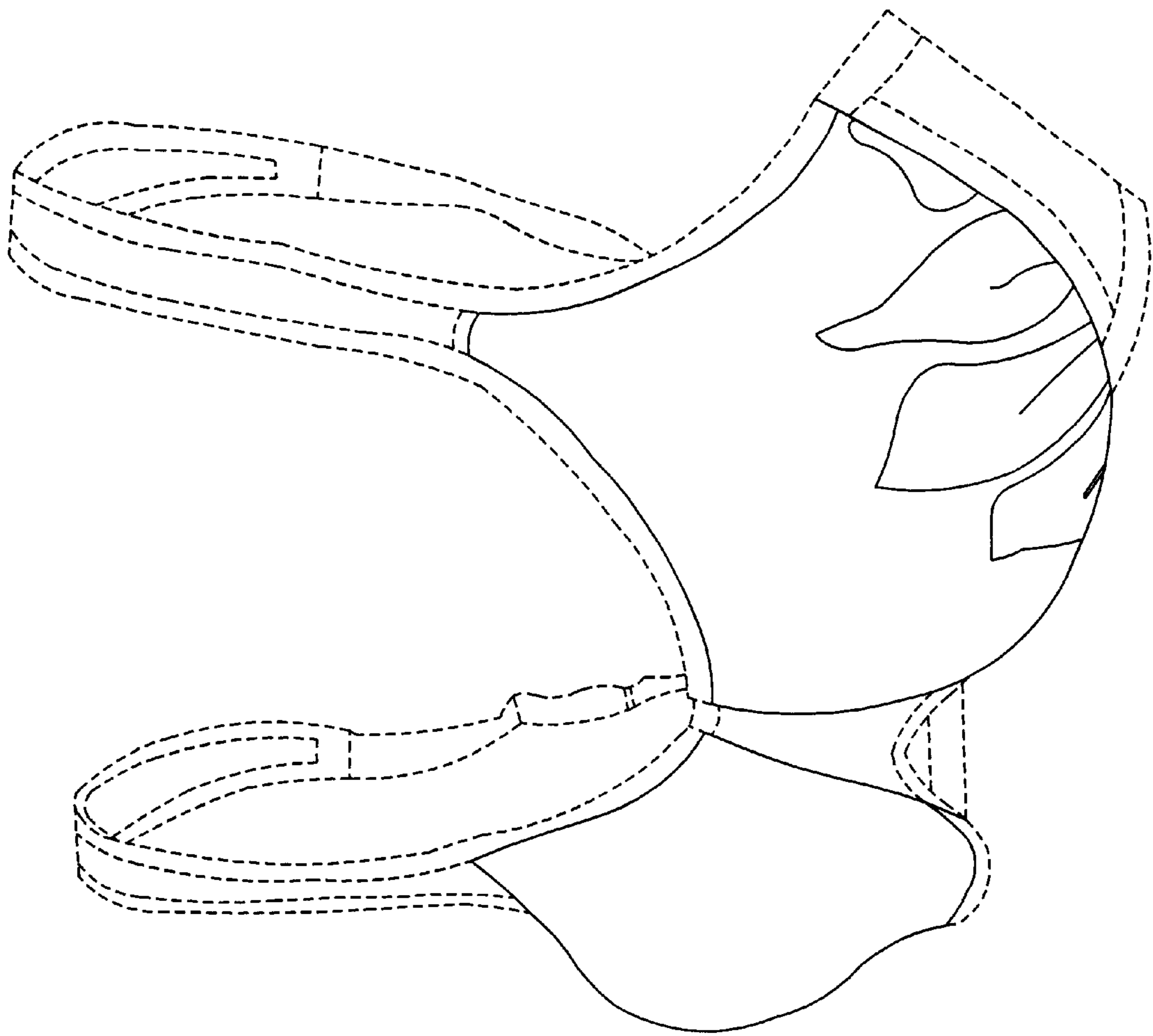


FIG.2