



US00D483906S

(12) **United States Design Patent**
Chandler

(10) **Patent No.:** **US D483,906 S**

(45) **Date of Patent:** **** Dec. 16, 2003**

(54) **NOTCHED BAR FOR USE AS A SUPPORT
STRUCTURE IN LAMPS AND THE LIKE**

D359,813 S * 6/1995 Hoffman et al. D25/131
D389,946 S * 1/1998 Hutton D26/153

(75) **Inventor:** **George B. Chandler**, Hubbardton, VT
(US)

* cited by examiner

Primary Examiner—Jennifer Rivard
(74) *Attorney, Agent, or Firm*—Burr & Brown

(73) **Assignee:** **Hubbardton Forge**, Castleton, VT
(US)

(57) **CLAIM**

(**) **Term:** **14 Years**

The ornamental design for a notched bar for use as a support structure in lamps and the like, as shown and described.

(21) **Appl. No.:** **29/177,424**

DESCRIPTION

(22) **Filed:** **Mar. 10, 2003**

(51) **LOC (7) Cl.** **26-99**

(52) **U.S. Cl.** **D26/138; D25/131**

(58) **Field of Search** D6/495; D26/113,
D26/118, 155, 153, 138; 362/410, 431,
432, 464; D25/126, 127, 131

FIG. 1 is a perspective view of the notched bar in accordance with my new design, the opposite perspective being a mirror image thereof;

FIG. 2 is a front view thereof, the rear view being a mirror image thereof;

FIG. 3 is a top view thereof;

FIG. 4 is a bottom view thereof; and,

FIG. 5 is a right side view thereof, the left side view thereof being identical.

(56) **References Cited**

U.S. PATENT DOCUMENTS

D30,344 S * 3/1899 Turner D6/495

1 Claim, 2 Drawing Sheets




Fig. 1

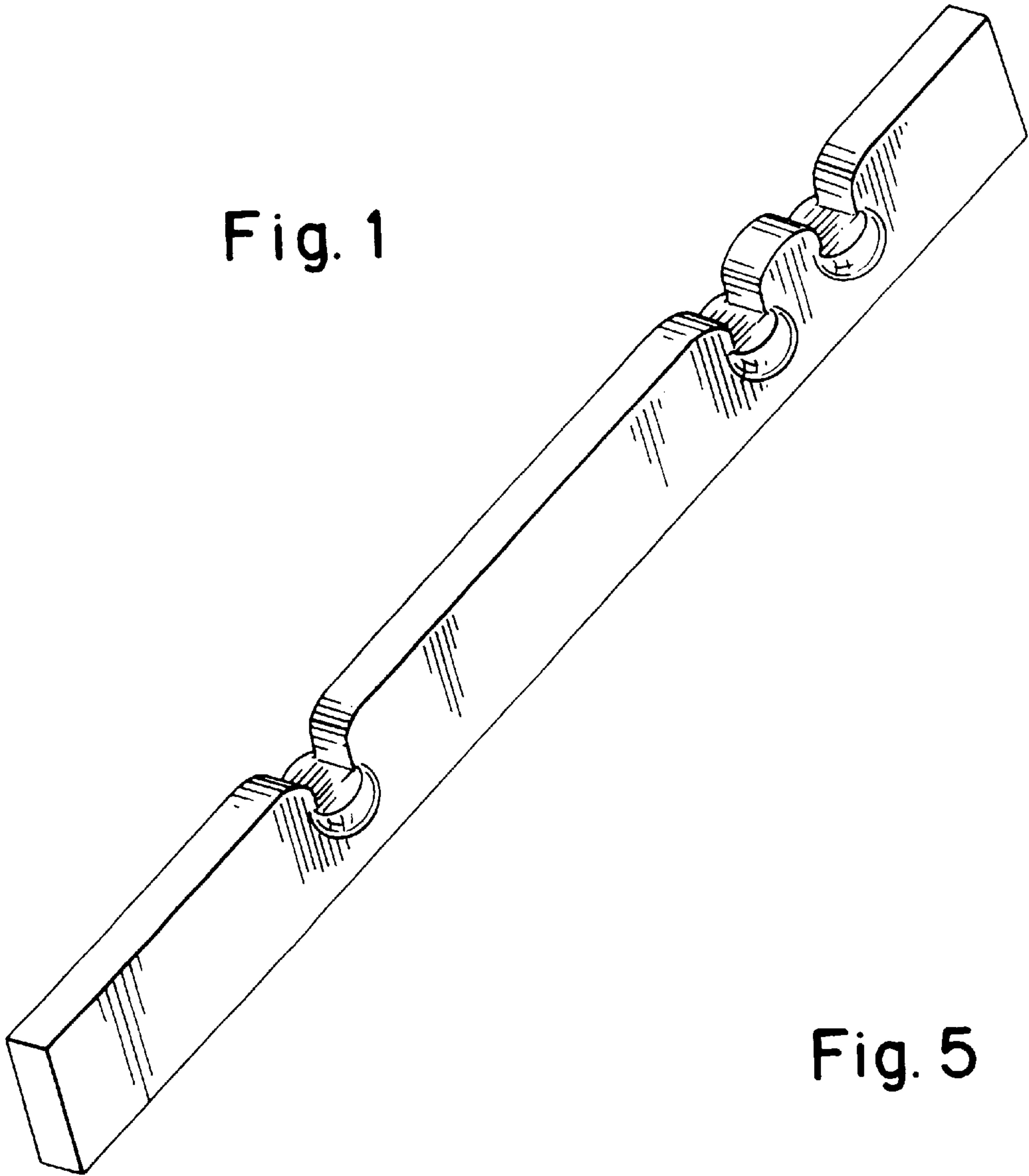


Fig. 5



Fig. 2




Fig. 3

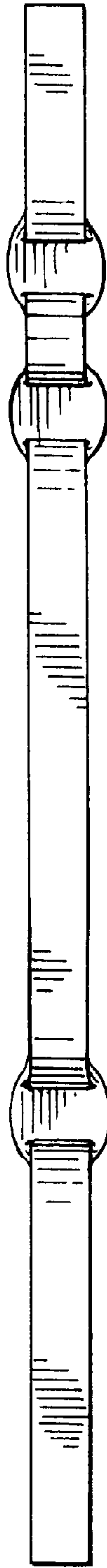


Fig. 4

