



US00D483897S

(12) **United States Design Patent**  
**Hsu**

(10) **Patent No.:** **US D483,897 S**

(45) **Date of Patent:** **\*\* Dec. 16, 2003**

(54) **CEILING LAMP**

(75) Inventor: **Kevin Hsu**, Taichung (TW)

(73) Assignee: **Dong Guan Bright Yin Huey Lighting Co., Ltd.**, Guang Dong (CN)

(\*\*) Term: **14 Years**

(21) Appl. No.: **29/177,292**

(22) Filed: **Mar. 10, 2003**

(51) **LOC (7) Cl.** ..... **26-03**

(52) **U.S. Cl.** ..... **D26/85; D26/89**

(58) **Field of Search** ..... D26/59, 72, 73,  
D26/80-92, 118, 142-144, 148, 149, 152,  
153; 362/147, 404-408, 432

(56) **References Cited**

**U.S. PATENT DOCUMENTS**

D90,134 S	*	6/1933	Dauman	.....	D26/88
D149,979 S	*	6/1948	Solstone	.....	D26/73
D381,761 S	*	7/1997	Cohen	.....	D26/84

**OTHER PUBLICATIONS**

CENS Lighting, Feb. 2000; p. 96; item #LW-283.\*

CENS Lighting, Jan. 2002; p. 73; Lamp in photo.\*

KALCO Catalog (c)2000; p. 150; item #3658.\*

\* cited by examiner

*Primary Examiner*—Clare E. Heflin

(74) *Attorney, Agent, or Firm*—Rosenberg, Klein & Lee

(57) **CLAIM**

The ornamental design for a ceiling lamp, as shown and described.

**DESCRIPTION**

FIG. 1 is a perspective view of ceiling lamp showing my new design;



FIG. 2 is a front elevation view, the rear elevation view thereof being identical in appearance;

FIG. 3 is a left side elevation view, the right side elevation view thereof being identical in appearance;

FIG. 4 is a top plan view thereof; and,

FIG. 5 is a bottom plan view thereof.

**1 Claim, 3 Drawing Sheets**






FIG. 1




FIG. 2




FIG. 3



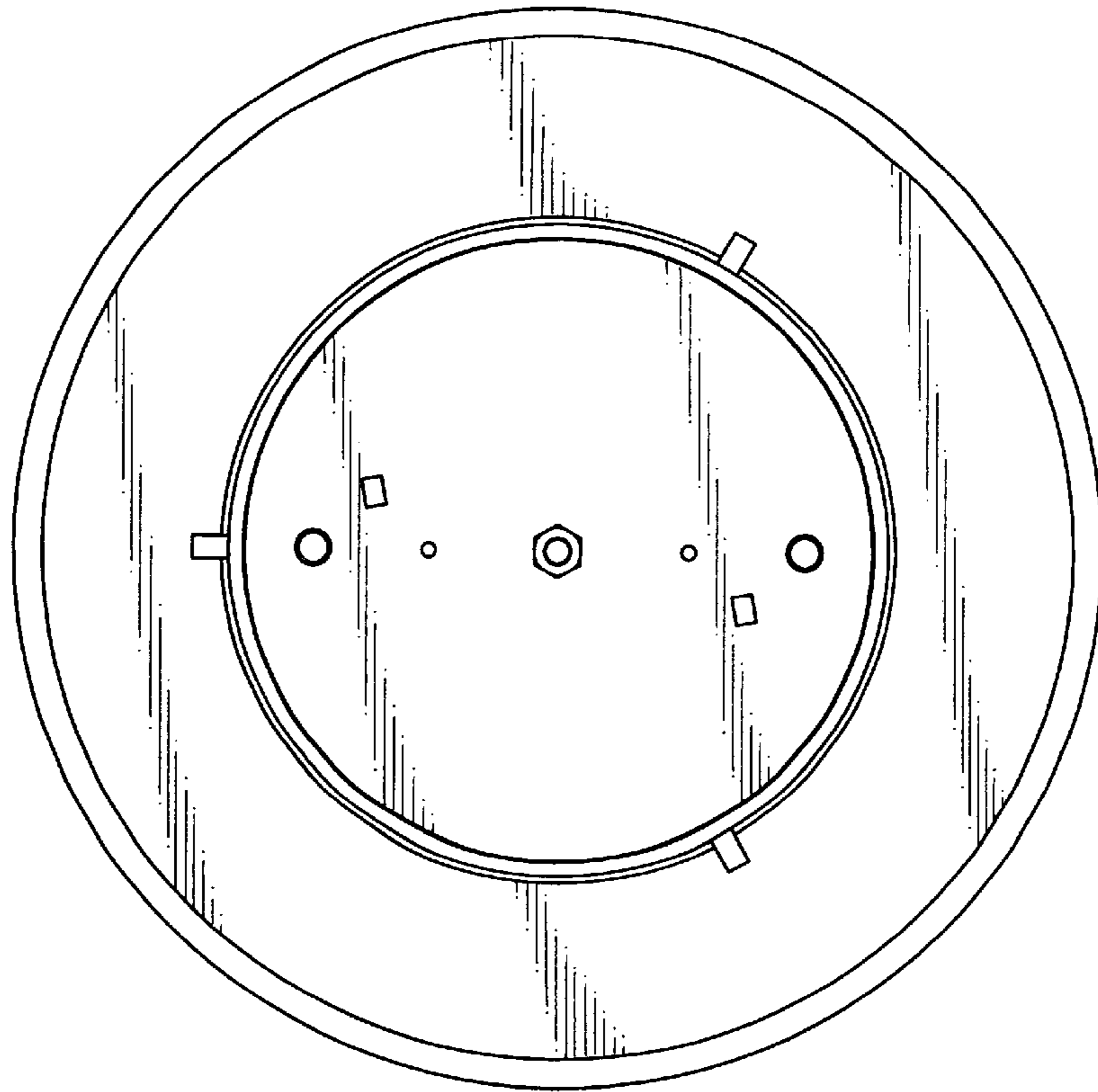


FIG. 4




FIG. 5