



US00D483891S

(12) **United States Design Patent**  
**Suberi**

(10) **Patent No.:** **US D483,891 S**

(45) **Date of Patent:** **\*\* Dec. 16, 2003**

(54) **TAILGATE PREVENTION AND WARNING LIGHT**

(76) **Inventor:** **Ezra Suberi**, 218 N. Oakhurst Dr., Beverly Hills, CA (US) 90210

(\*\*) **Term:** **14 Years**

(21) **Appl. No.:** **29/178,944**

(22) **Filed:** **Apr. 3, 2003**

(51) **LOC (7) Cl.** ..... **26-06**

(52) **U.S. Cl.** ..... **D26/31**

(58) **Field of Search** ..... D26/28-36; D10/114;  
362/61, 74, 80, 80.1, 83, 833; 340/463,  
464, 466, 468-475

(56) **References Cited**

**U.S. PATENT DOCUMENTS**

D326,826 S \* 6/1992 Trimble, Jr. .... D26/31

D331,472 S \* 12/1992 Campbell ..... D26/31

D374,191 S \* 10/1996 Terrebonne et al. .... D26/31

\* cited by examiner

*Primary Examiner*—Marcus A. Jackson

(57) **CLAIM**

The ornamental design for a tailgate prevention and warning light, as shown and described.

**DESCRIPTION**

FIG. 1 is a front elevated view of a tailgate prevention and warning light showing my new design;

FIG. 2 is a rear elevated view of the tailgate prevention and warning light;

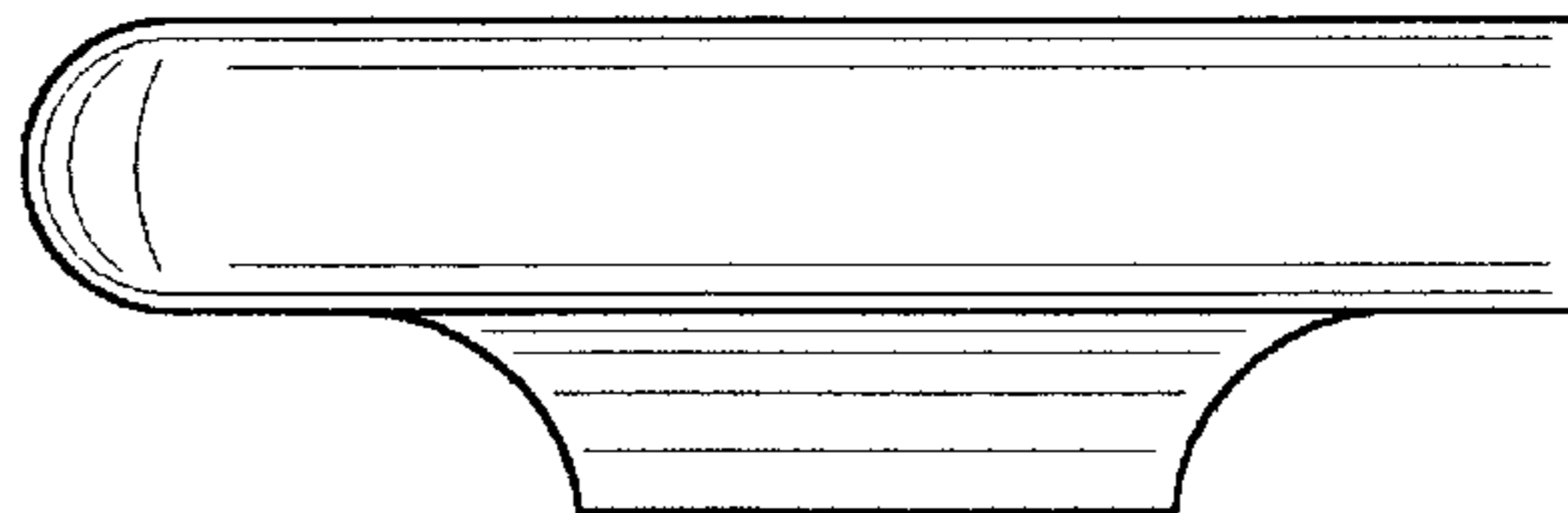

FIG. 3 is a side elevated view of the tailgate prevention and warning light;

FIG. 4 is a top plan view of the tailgate prevention and warning light; and,

FIG. 5 is a bottom plan view of the tailgate prevention and warning light.

The broken lines in FIG. 1 are for example only and form no part of the claimed invention.

**1 Claim, 2 Drawing Sheets**






FIG. 1




FIG. 2




FIG. 3

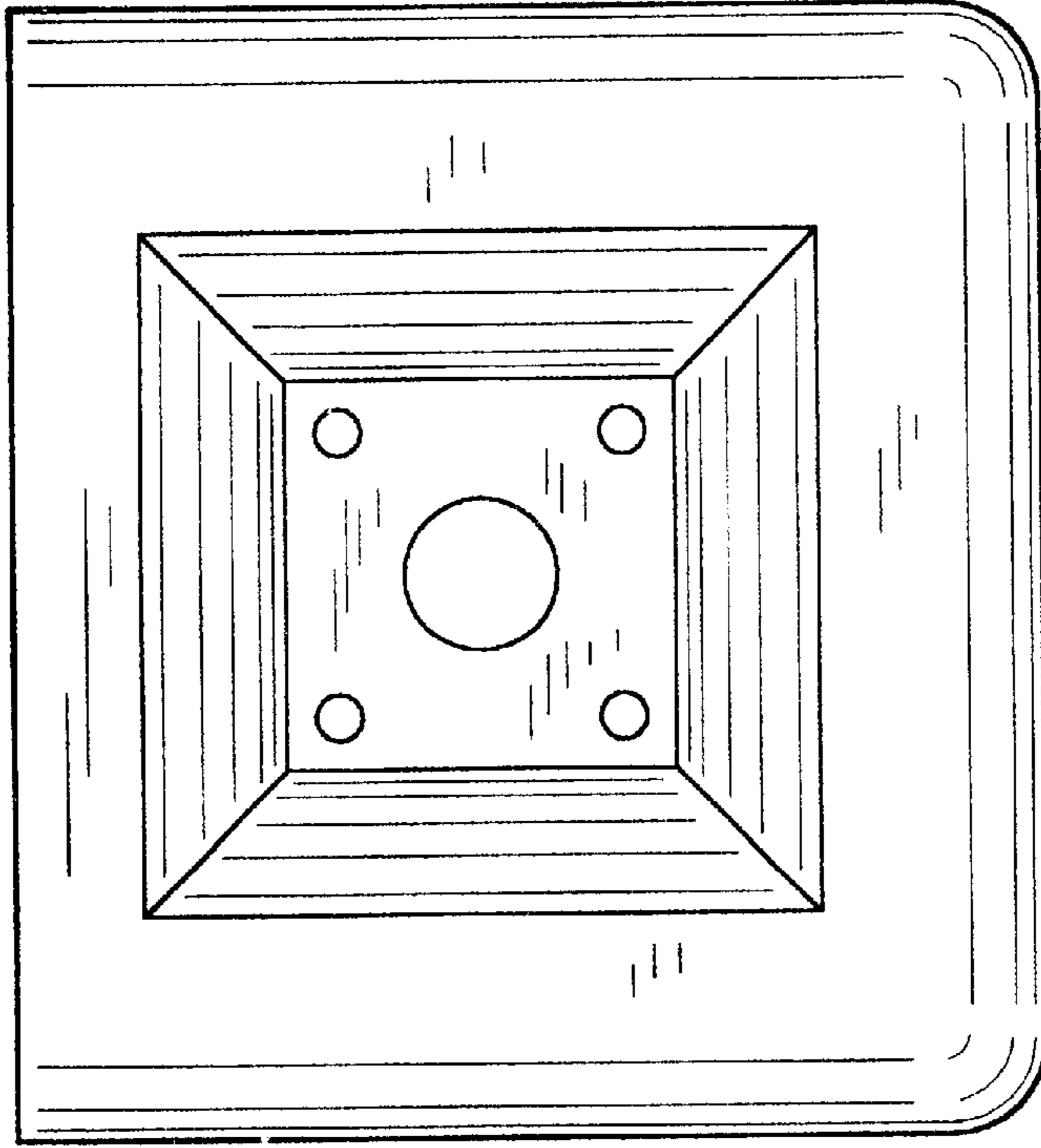


FIG. 5

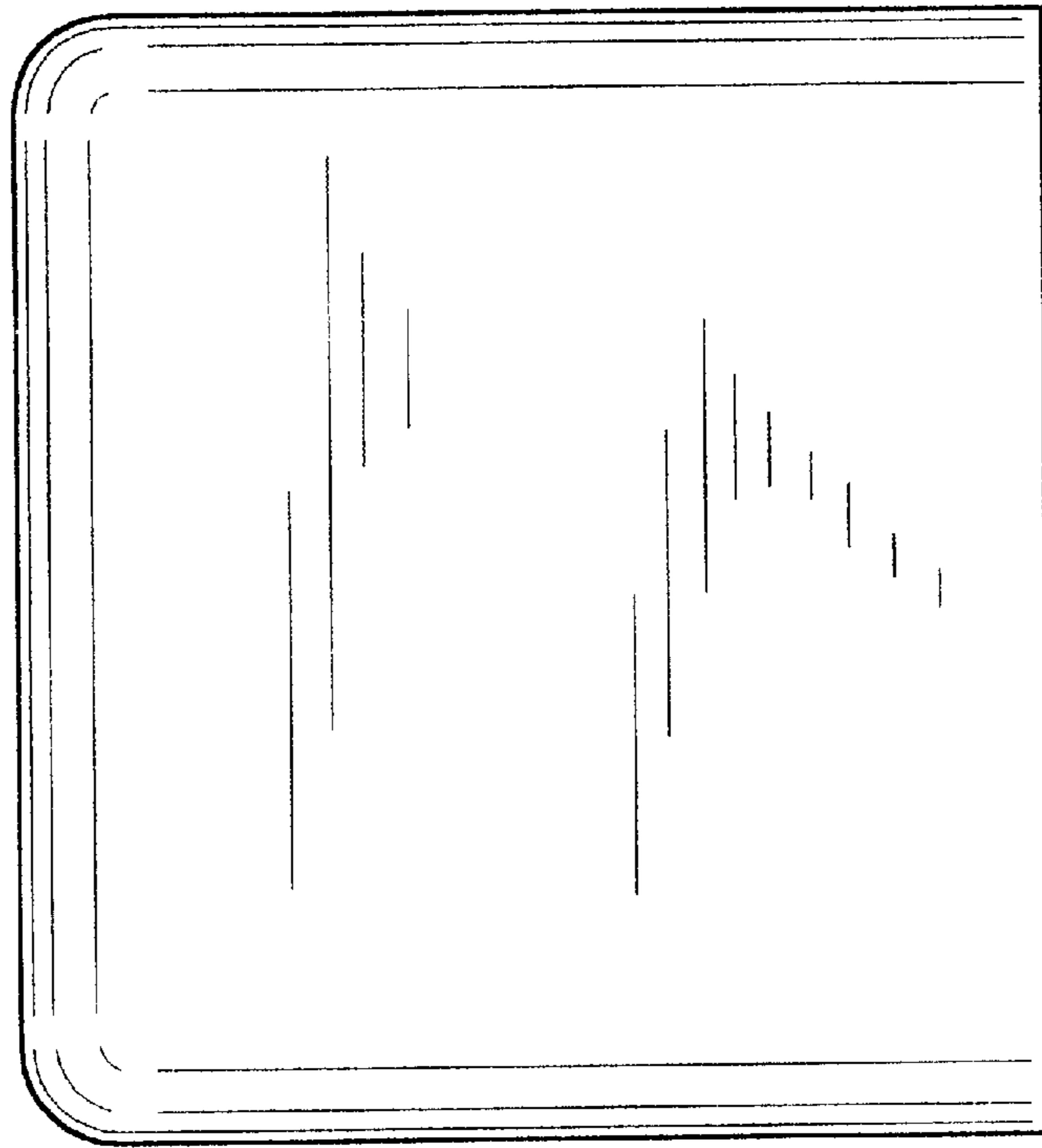


FIG. 4