



US00D483877S

(12) **United States Design Patent**
Burr

(10) **Patent No.:** **US D483,877 S**

(45) **Date of Patent:** **** Dec. 16, 2003**

(54) **SCREEN**

Primary Examiner—Doris Clark

(76) **Inventor:** **John F Burr**, 2600 Dysart Ave.,
Altoona, PA (US) 16602

(57) **CLAIM**

The ornamental design for a screen, as shown and described.

(**) **Term:** **14 Years**

DESCRIPTION

(21) **Appl. No.:** **29/171,045**

FIG. 1 is a front elevational view of the screen of the present invention;

(22) **Filed:** **Nov. 15, 2002**

FIG. 2 is a rear elevational view of the screen of FIG. 1;

(51) **LOC (7) Cl.** **25-02**

FIG. 3 is a top plan view of the screen of FIG. 1, the bottom view being a mirror image thereof;

(52) **U.S. Cl.** **D25/53**

FIG. 4 is a left side elevational view of the screen of FIG. 1, the right view being a mirror image thereof; and,

(58) **Field of Search** D25/53; 160/101,
160/237, DIG. 7

FIG. 5 is a front elevational view of the screen of FIG. 1. The broken lines showing of the letters, numbers and symbols in FIGS. 1, 2 and 5 and the door frame in FIG. 5 are for illustrative purposes only and form no part of the claimed design.


(56) **References Cited**

U.S. PATENT DOCUMENTS

D360,472 S * 7/1995 Ceoper D25/53

* cited by examiner

1 Claim, 5 Drawing Sheets






FIG. 1




FIG. 2

FIG. 3






FIG. 4




FIG. 5