



US00D483871S

(12) **United States Design Patent**  
**Endo**

(10) **Patent No.:** **US D483,871 S**

(45) **Date of Patent:** **\*\* Dec. 16, 2003**

(54) **RETRACTABLE SAFETY GUARD FOR SURGICAL SCALPEL**

(75) Inventor: **Masahiro Endo**, Gifu-prefecture (JP)

(73) Assignee: **Kai R&D Center Co., Ltd.**, Gifu (JP)

(\*\*) Term: **14 Years**

(21) Appl. No.: **29/168,763**

(22) Filed: **Oct. 9, 2002**

(30) **Foreign Application Priority Data**

Apr. 10, 2002 (JP) ..... 2002-009663

(51) **LOC (7) Cl.** ..... **24-02**

(52) **U.S. Cl.** ..... **D24/147**

(58) **Field of Search** ..... D24/146, 147;  
606/167, 166, 151; 30/335, 162

(56) **References Cited**

**U.S. PATENT DOCUMENTS**

- 5,201,748 A \* 4/1993 Newman et al. .... 606/167
- 5,299,357 A 4/1994 Wonderley et al.
- 5,475,925 A \* 12/1995 Newman et al. .... 606/167

- 5,730,751 A \* 3/1998 Dillon et al. .... 606/167
- 6,015,419 A \* 1/2000 Strome et al. .... 606/167
- 6,022,364 A \* 2/2000 Flumene et al. .... 606/166
- 6,254,621 B1 \* 7/2001 Shackelford et al. .... 606/167
- D466,214 S \* 11/2002 Otsuka ..... D24/147

\* cited by examiner

*Primary Examiner*—Ian Simmons

(74) *Attorney, Agent, or Firm*—Sughrue Mion, PLLC

(57) **CLAIM**

The ornamental design for a retractable safety guard for surgical scalpel, as shown and described.

**DESCRIPTION**

FIG. 1 is a top plan view of a retractable safety guard for surgical scalpel showing my new design;  
 FIG. 2 is a bottom plan view thereof;  
 FIG. 3 is a right side elevational view thereof;  
 FIG. 4 is a left side elevational view thereof;  
 FIG. 5 is an end elevational view of one end thereof;  
 FIG. 6 is an end elevational view of an opposite end thereof;  
 and,  
 FIG. 7 is a view similar to FIG. 1 with the scalpel extended.

**1 Claim, 2 Drawing Sheets**

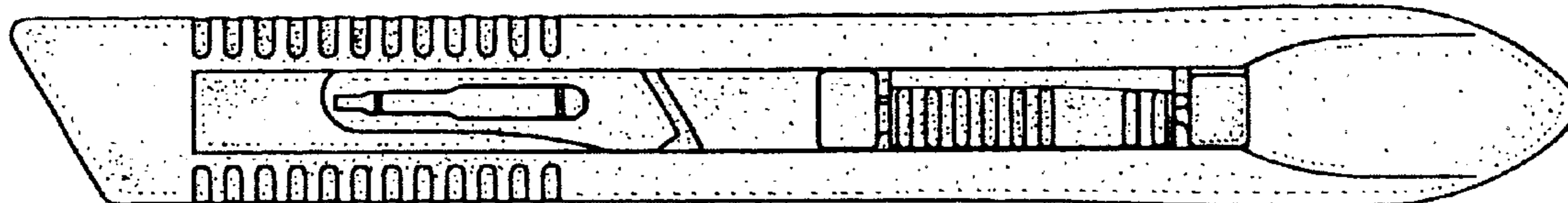


FIG. 1

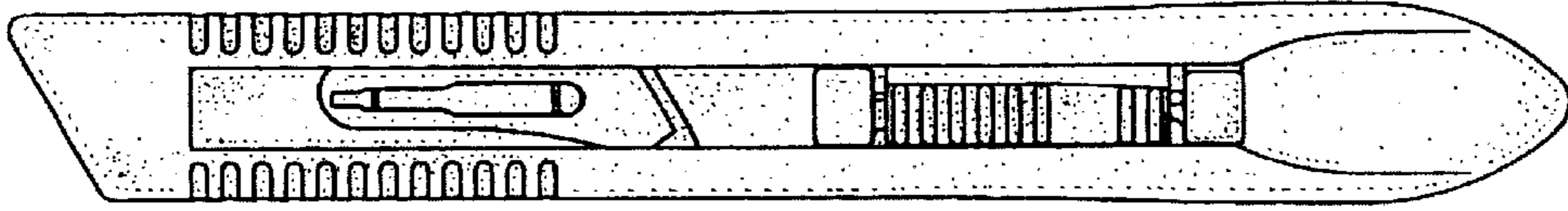


FIG. 2

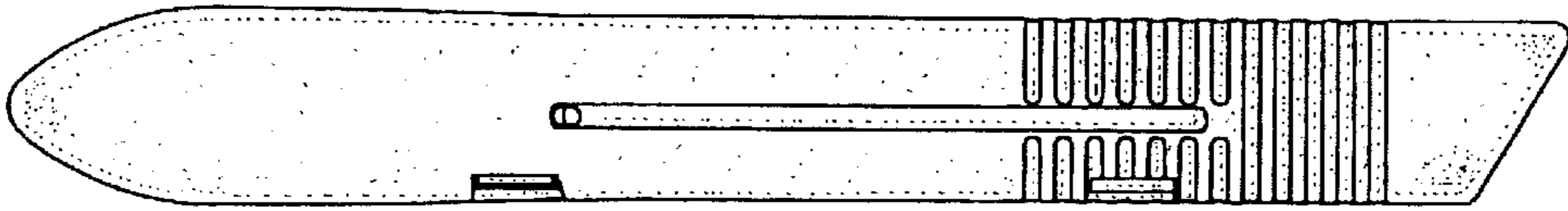


FIG. 3

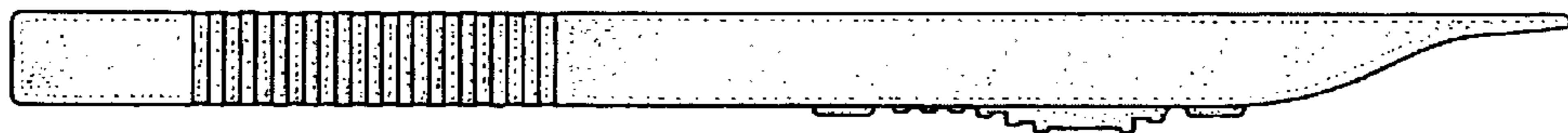


FIG. 4




FIG. 5




FIG. 6

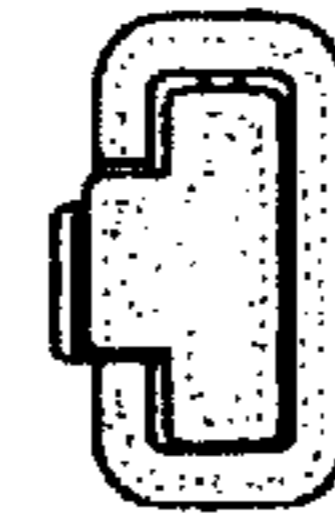


FIG. 7

