



US00D483862S

(12) **United States Design Patent** (10) **Patent No.:** **US D483,862 S**  
**Rawlings et al.** (45) **Date of Patent:** **\*\* Dec. 16, 2003**

- (54) **FLUTED STICK** D350,603 S \* 9/1994 Firlik ..... D24/119
- (75) **Inventors:** **David R. Rawlings**, Pleasant Grove, UT (US); **Michael Gundolff**, Riverton, UT (US); **Cameron G. Rouns**, South Jordan, UT (US); **William Cameron Murray**, Salt Lake City, UT (US) 5,458,563 A 10/1995 Stewart
- (73) **Assignee:** **Kimberly-Clark Worldwide, Inc.**, Neenah, WI (US) 5,511,273 A 4/1996 Carroll
- (\*\*) **Term:** **14 Years** 5,571,140 A 11/1996 Gura-Emerling

5,617,884 A	4/1997	Allison	
5,623,739 A	4/1997	Thompson	
5,636,405 A	6/1997	Stone et al.	
5,711,759 A	1/1998	Smith et al.	
5,729,859 A	3/1998	Guffin, III	
5,762,494 A	* 6/1998	Archambault .....	604/1
6,129,547 A	10/2000	Cise et al.	
6,467,982 B1	* 10/2002	Tsao .....	604/2

**FOREIGN PATENT DOCUMENTS**

- (21) **Appl. No.:** **29/168,869**
- (22) **Filed:** **Oct. 10, 2002**  
(Under 37 CFR 1.47)
- (51) **LOC (7) Cl.** ..... **24-02**
- (52) **U.S. Cl.** ..... **D24/119; D24/133; D25/122; D25/128**
- (58) **Field of Search** ..... D24/119, 133, D24/141; 604/1, 2, 3, 47; D4/122, 137; D25/61, 128, 122, 132

DE	2728672	1/1979
DE	3327129	2/1985
FR	2569343	2/1986
FR	2734695	12/1996
GB	2067069	7/1981
GB	2223977	4/1990
JP	52087245	7/1977
JP	3188848	8/1991
JP	8112143	5/1996
JP	8182538	7/1996
JP	8275961	10/1996
RO	66256	5/1982
RU	2041673	8/1995
SU	1346125	10/1987
SU	1475579	4/1989
SU	1734676	5/1992

(56) **References Cited**  
**U.S. PATENT DOCUMENTS**

2,769,193 A 11/1956 Jackson  
3,345,669 A \* 10/1967 Starry ..... D24/119  
3,943,592 A 3/1976 Bhaskar et al.  
4,115,893 A 9/1978 Nakata et al.  
4,386,448 A 6/1983 Kohn  
D270,762 S \* 9/1983 Kaufman ..... D24/119  
4,428,929 A 1/1984 Wicheta et al.  
4,498,209 A 2/1985 Weiss  
4,538,631 A 9/1985 Prince  
4,738,001 A 4/1988 Shipp  
4,831,676 A 5/1989 Denmark  
5,009,881 A 4/1991 Hill et al.  
5,033,154 A 7/1991 Marchand et al.  
5,039,515 A 8/1991 Korf  
5,048,153 A 9/1991 Wall et al.  
5,054,154 A 10/1991 Schiffer et al.  
5,057,306 A 10/1991 Hill et al.  
5,057,307 A 10/1991 Hill et al.  
5,078,732 A 1/1992 Cenicerros  
5,138,737 A 8/1992 Thomas  
D332,658 S 1/1993 Thompson  
5,291,878 A 3/1994 Lombardo et al.

\* cited by examiner  
*Primary Examiner*—Ian Simmons  
(74) *Attorney, Agent, or Firm*—William W. Letson

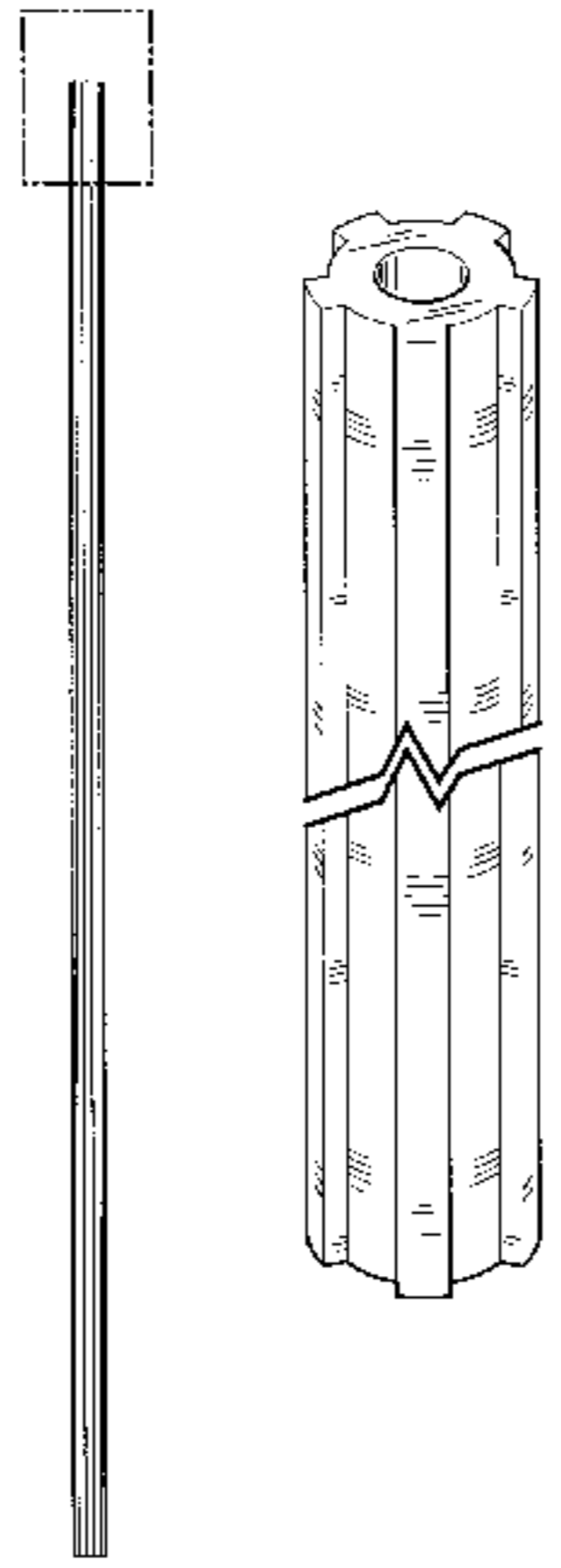
(57) **CLAIM**

We claim the ornamental design for a fluted stick, as shown and described.

**DESCRIPTION**

FIG. 1 is a side elevational view of a fluted stick showing our new design. The broken line showing of the foam tipped applicator swab is for illustrative purposes only and forms no part of the claimed design invention;  
FIG. 2 is an enlarged perspective view thereof, shown broken in the middle for ease of illustration; and,  
FIG. 3 is an end elevational view thereof.

**1 Claim, 1 Drawing Sheet**



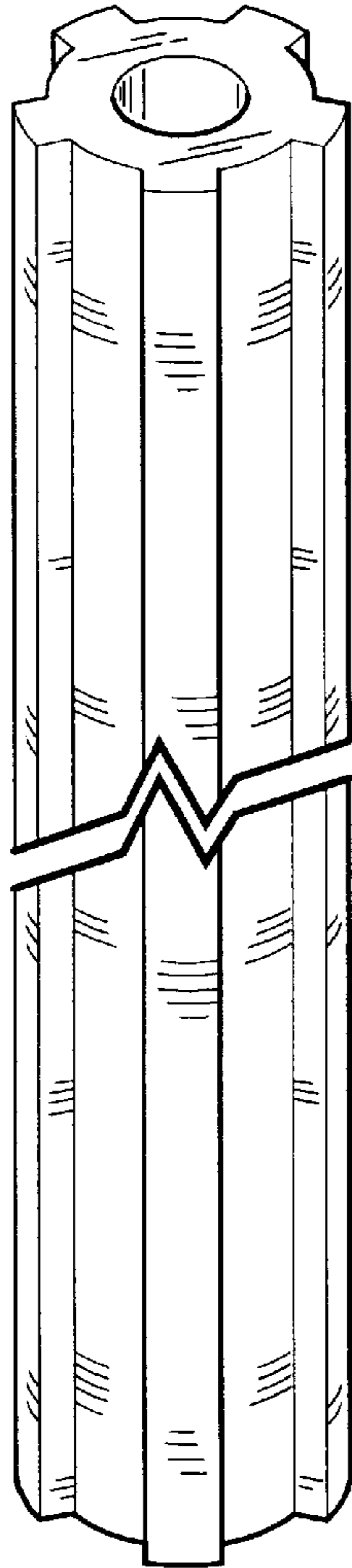


FIG. 2

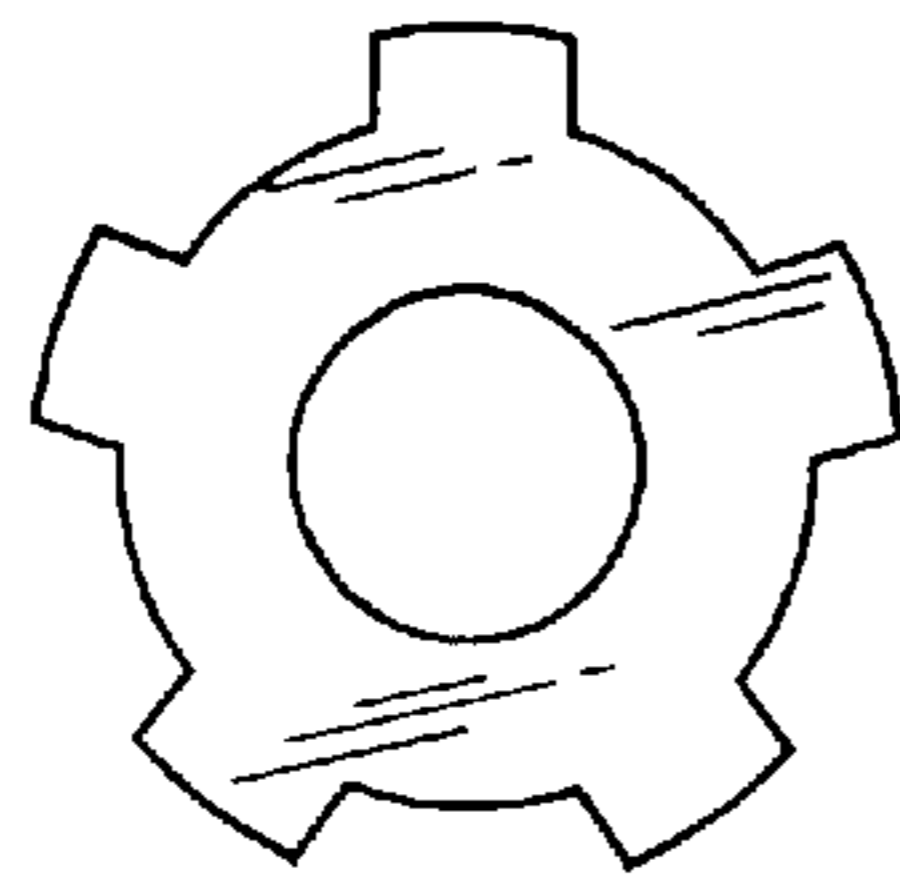


FIG. 3

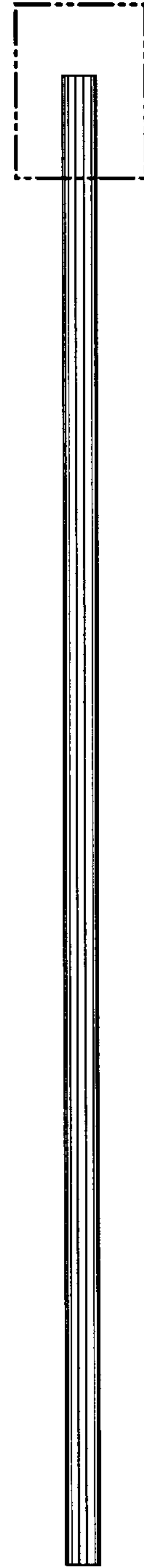


FIG. 1