



US00D483857S

(12) **United States Design Patent**
Stauffer

(10) **Patent No.:** **US D483,857 S**

(45) **Date of Patent:** **** Dec. 16, 2003**

(54) **CEILING FAN BLADE IRON**

(75) Inventor: **Michael J. Stauffer**, Memphis, TN
(US)

(73) Assignee: **Hunter Fan Company**, Memphis, TN
(US)

(**) Term: **14 Years**

(21) Appl. No.: **29/176,801**

(22) Filed: **Feb. 26, 2003**

(51) **LOC (7) Cl.** **23-04**

(52) **U.S. Cl.** **D23/411**

(58) **Field of Search** D23/411, 377,
D23/379, 385; 416/5

(56) **References Cited**

U.S. PATENT DOCUMENTS

D458,362 S * 6/2002 Campbell D23/411

D458,363 S * 6/2002 Hidalgo D23/411

OTHER PUBLICATIONS

Casablanca Fan Company Year 2000 Product Catalog—
Cathay, (p. 19) Artisan, (p. 22) Bel Air/Bel Air Halo, (p. 31)
Metropolitan, (p. 33) I e Grande, (p. 41) Estrada, (p. 44)
Utopian, (p. 45).

* cited by examiner

Primary Examiner—Lisa Lichtenstein

(74) *Attorney, Agent, or Firm*—Baker Donelson

(57) **CLAIM**

The ornamental design for a ceiling fan blade iron, as shown and described.

DESCRIPTION

FIG. 1 is a perspective view of a ceiling fan blade iron showing my new design.

FIG. 2 is a top view thereof.

FIG. 3 is a bottom view thereof.

FIG. 4 is a right side view thereof.

FIG. 5 is a left side view thereof.

FIG. 6 is a front view thereof; and,

FIG. 7 is a rear view thereof.

The broken line showing of environmental structure in FIGS. 1–7 is for illustrative purposes only and forms no part of the claimed design.

1 Claim, 4 Drawing Sheets




Fig. 1



Fig. 2

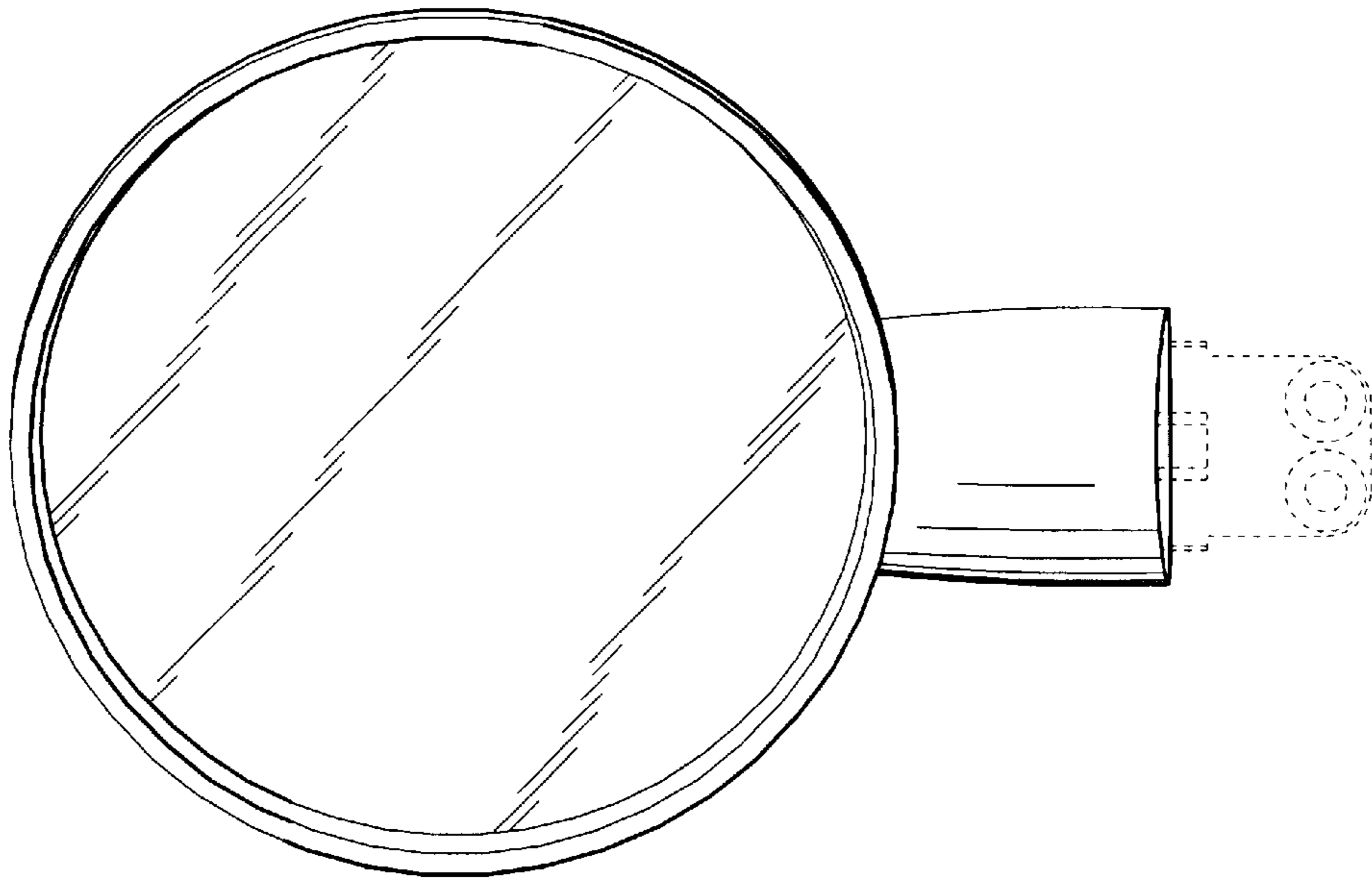


Fig. 3

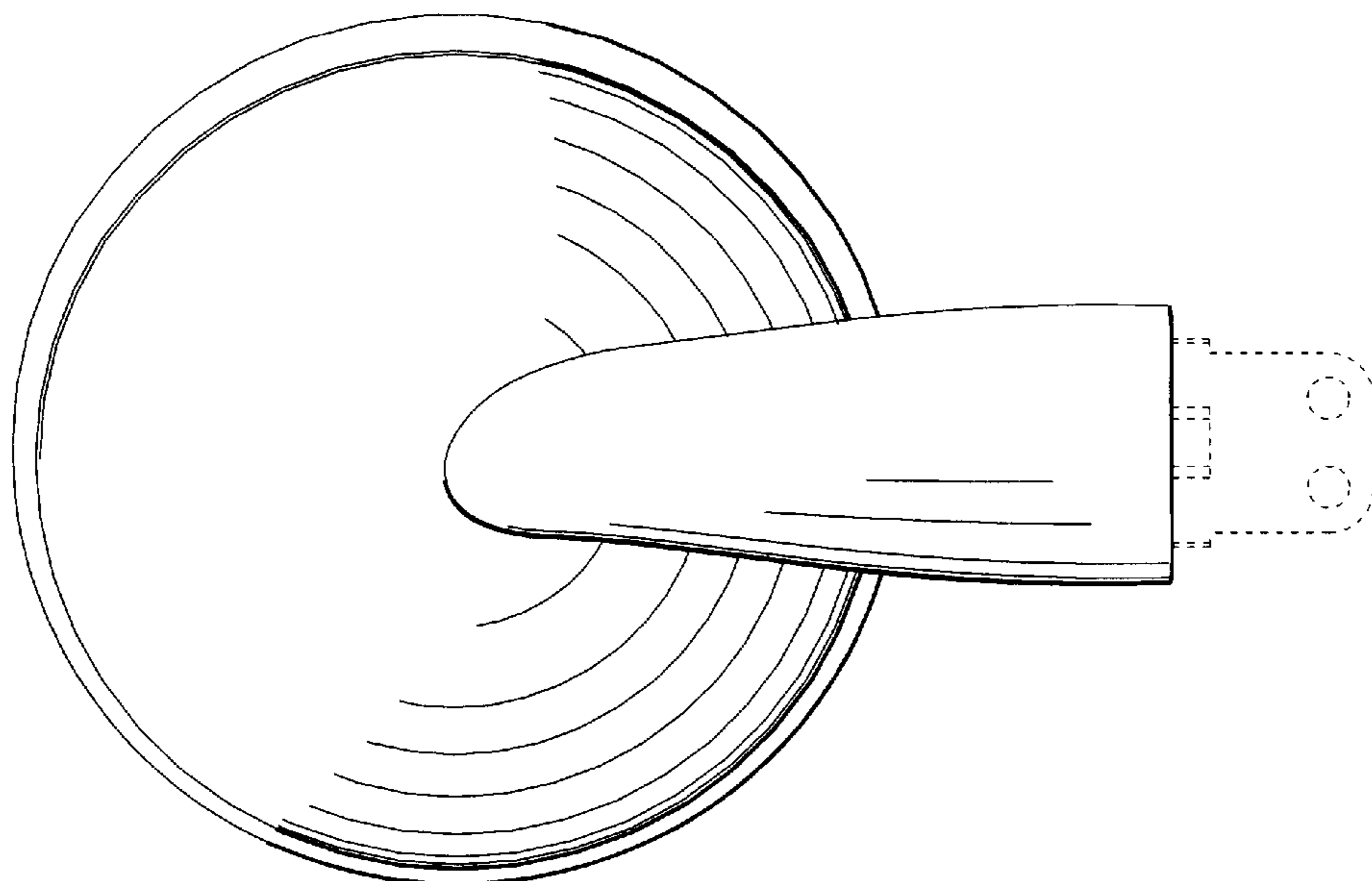


Fig. 4

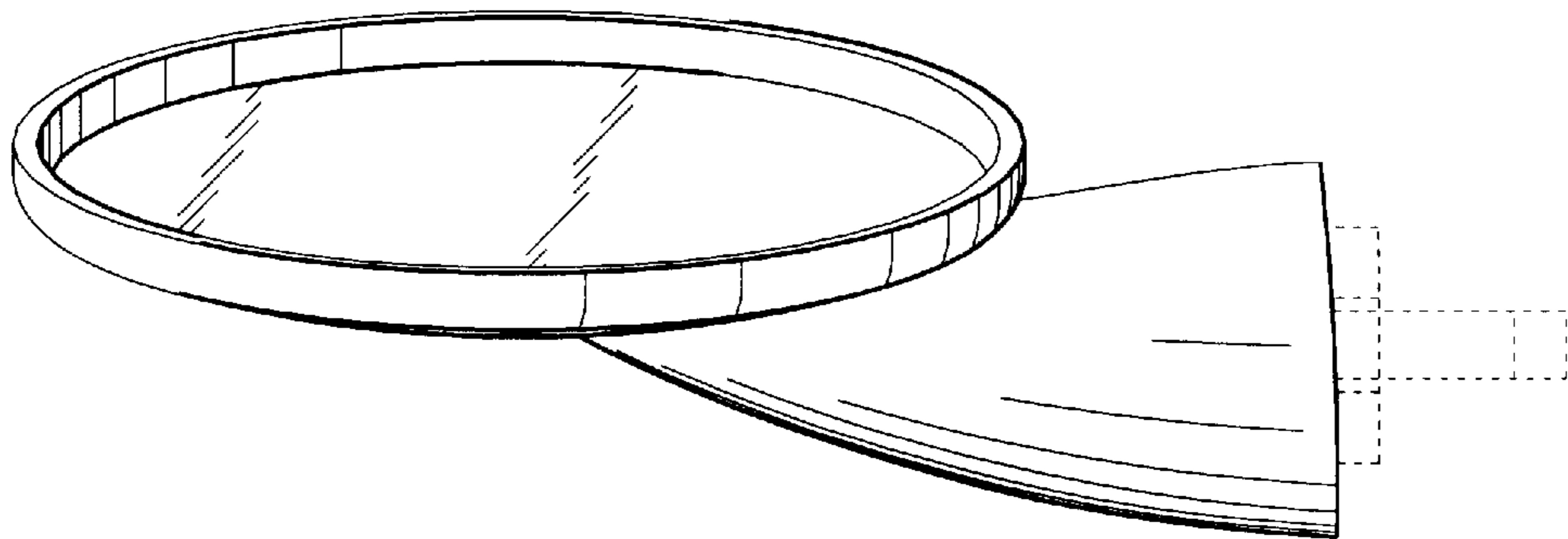


Fig. 5




Fig. 6

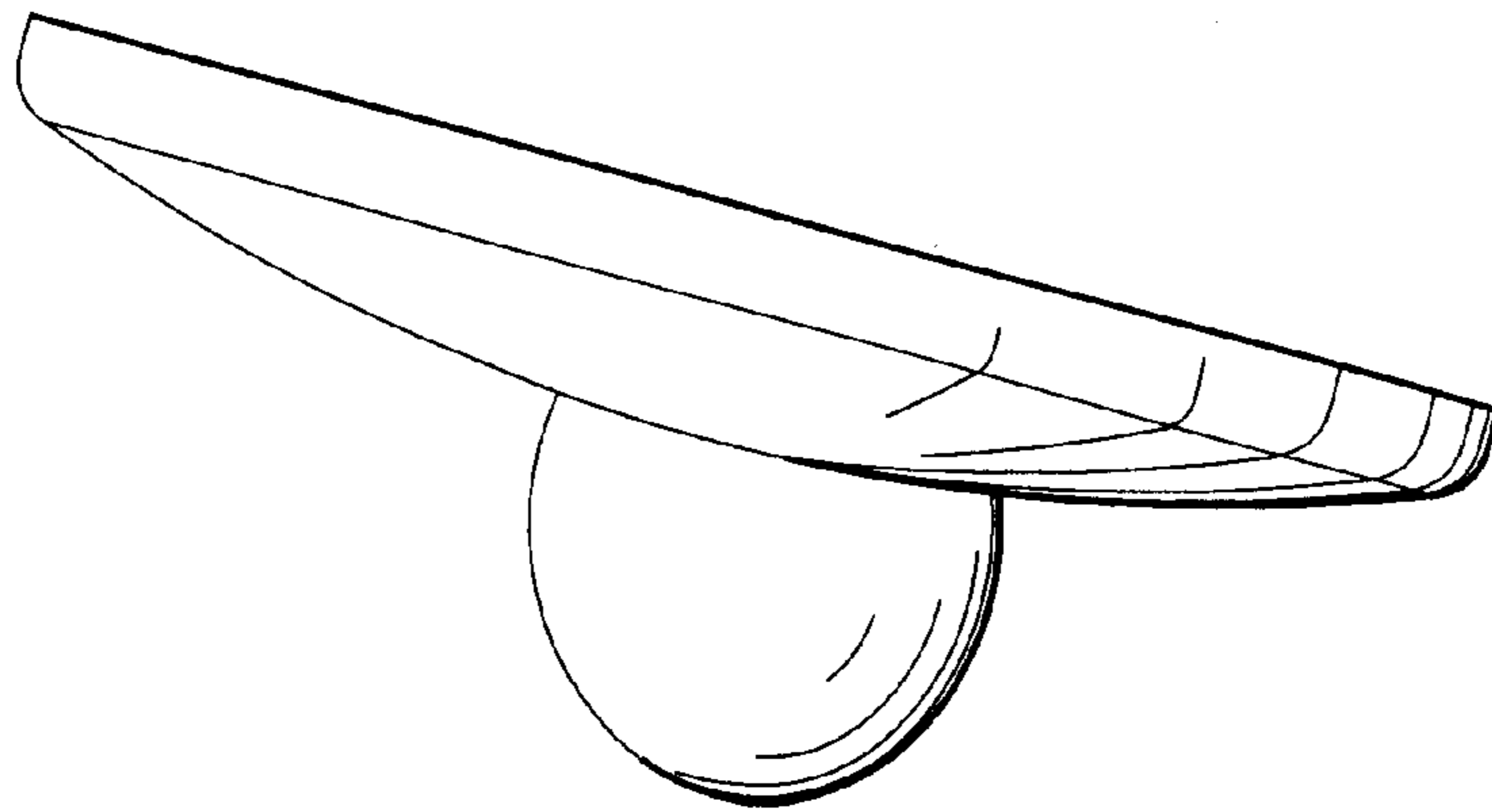


Fig. 7

