



US00D483833S

(12) **United States Design Patent**
Rae

(10) **Patent No.:** **US D483,833 S**

(45) **Date of Patent:** **** Dec. 16, 2003**

(54) **KNIFE HANDLE**

(75) **Inventor:** **Kit Rae, Kodak, TN (US)**

(73) **Assignee:** **United Cutlery, Inc., Sevierville, TN (US)**

(**) **Term:** **14 Years**

(21) **Appl. No.:** **29/176,740**

(22) **Filed:** **Feb. 25, 2003**

(51) **LOC (7) Cl.** **22-02**

(52) **U.S. Cl.** **D22/118**

(58) **Field of Search** D22/118, 117,
D22/120; D8/95-98, 76, 99; 30/295, 299,
342-345, 151, 340, 329

(56) **References Cited**

U.S. PATENT DOCUMENTS

D23,820 S	*	11/1894	Field	D22/118
D137,451 S		3/1944	Harstad	D22/118
D138,570 S		8/1944	Huff	D22/118
D156,070 S		11/1949	Brooks	D22/118
D170,824 S		11/1953	Kundikoff	D22/118
D221,335 S		8/1971	Clayton	D22/118
D222,934 S		2/1972	Cole	D22/118
D222,935 S		2/1972	Cole	D22/118
D222,937 S		2/1972	Cole	D22/118
D222,938 S		2/1972	Cole	D22/118
D225,527 S		12/1972	Cole	D22/118
4,608,757 A		9/1986	Eckerle	30/299
D299,375 S		1/1989	Pipes	D22/118
D302,455 S		7/1989	Hibben	D22/118
D319,280 S		8/1991	Crain	D22/118
D323,694 S		2/1992	Pipes	D22/118
D325,616 S		4/1992	Kolombatovich	D22/118
D330,064 S		10/1992	Medina	D22/118
D333,173 S		2/1993	Pipes	D22/118
D336,126 S		6/1993	Luchak	D22/118
D348,599 S		7/1994	Sakai	D8/99
D348,818 S		7/1994	Hasegawa	D8/99

D351,210 S	10/1994	Koskinen	D22/118
D360,013 S	7/1995	Collins	D22/118
D360,241 S	7/1995	Choi	D21/568
D361,104 S	8/1995	Choi	D21/568
5,440,814 A	8/1995	Hall et al.	30/295
D362,485 S	9/1995	Hall	D22/118
D363,109 S	10/1995	Hall	D22/118
D371,060 S	6/1996	Lai	D8/107
D371,592 S	7/1996	Hall et al.	D22/118
D375,779 S	11/1996	Hibben	D22/118

(List continued on next page.)

OTHER PUBLICATIONS

Museum Replicas Limited, Catalog#39, Renaissance Daggers, 1995, p. 8.*

Blade Magazine, 24 Inch Dagger, Aug. 1995, p. 27.*

U.S. Calvary Knives, 1994, p. 111, Catalog.

(List continued on next page.)

Primary Examiner—Catherine R. Oliver

(74) *Attorney, Agent, or Firm*—Needle & Rosenberg, PC.

(57) **CLAIM**

The ornamental design for a knife handle, as shown and described.

DESCRIPTION

FIG. 1 is a left side elevational view of a knife handle showing my new design, the right side elevational view being a mirror image thereof;

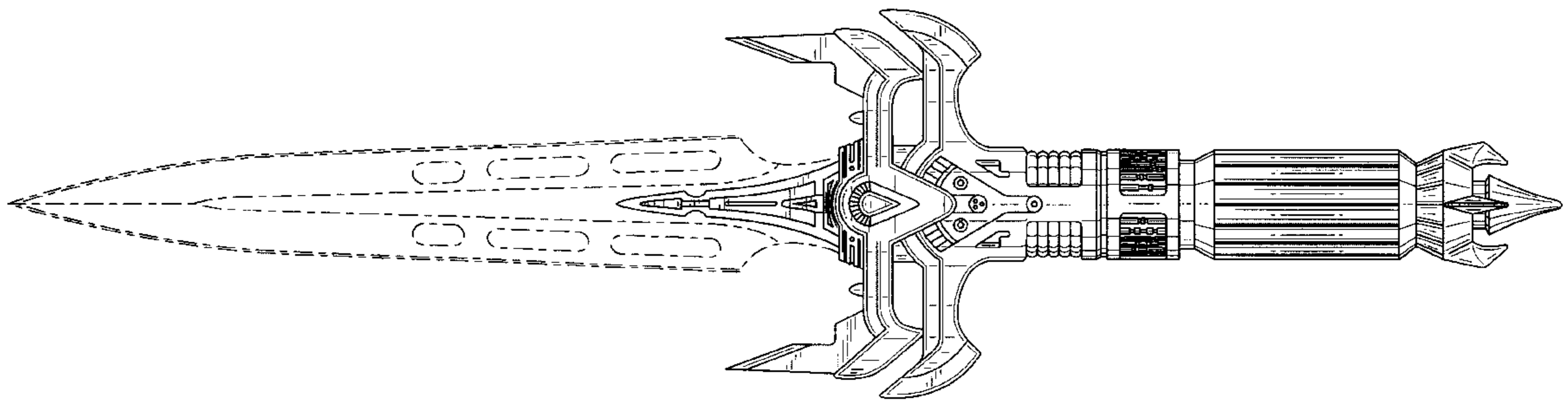
FIG. 2 is a top plan view of the knife handle of FIG. 1, of which the bottom plan view is a mirror image thereof;

FIG. 3 is a front elevational view of the knife handle of FIG. 1; and,

FIG. 4 is a rear elevational view of the knife handle of FIG. 1.

The broken line showing of a knife blade in the drawings is for illustrative purposes only and forms no part of the claimed design.

1 Claim, 3 Drawing Sheets



US D483,833 S

Page 2

U.S. PATENT DOCUMENTS

D378,982 S	4/1997	Thompson	D8/99	D473,624 S	4/2003	Rae	D22/118
D379,211 S	5/1997	Thompson	D22/118	D473,625 S	4/2003	Rae	D22/118
D379,488 S	5/1997	Hibben	D22/118	D473,626 S	4/2003	Rae	D22/118
D380,520 S	7/1997	Hibben	D22/118	D473,627 S	4/2003	Rae	D22/118
D381,060 S	7/1997	Moran	D22/118	D473,911 S	4/2003	Green	D22/118
D382,187 S	8/1997	Hibben	D8/76	D473,912 S	4/2003	Rae	D22/118
D383,519 S	9/1997	Lainhart	D22/118	D473,913 S	4/2003	Hall	D22/118
D388,150 S	12/1997	Glesser	D22/118	D473,914 S	4/2003	Rae	D22/118
D398,211 S	9/1998	Howard	D8/98	D473,915 S	4/2003	Hall	D22/118
D406,308 S	3/1999	Hibben	D22/118	D473,916 S	4/2003	Rae	D22/118
D409,269 S	5/1999	Carson et al.	D22/118	D473,917 S	4/2003	Carter, III	D22/118
D430,258 S	8/2000	Hall et al.	D22/118	D473,918 S	4/2003	Rae	D22/118
D430,917 S	9/2000	Hall et al.	D22/188	D473,919 S	4/2003	Rae	D22/118
D434,466 S	11/2000	Hall et al.	D22/118	D473,920 S	4/2003	Rae	D22/118
D446,571 S	8/2001	Frazer	D22/118	D473,921 S	4/2003	Rae	D22/118
D448,828 S	10/2001	Karnezis	D22/118	D473,922 S	4/2003	Rae	D22/118
D451,571 S	12/2001	Barker, II	D22/118	D473,923 S	4/2003	Rae	D22/118
D451,572 S	12/2001	Barker, II	D22/118	D473,924 S	4/2003	Rae	D22/118
D452,546 S	12/2001	Barker, II	D22/118	D474,828 S	5/2003	Rae	D22/118
D452,547 S	12/2001	Barker, II	D22/118	D474,829 S	5/2003	Rae	D22/118
D452,895 S	1/2002	Rae et al.	D22/118					
D461,217 S	8/2002	Hall et al.	D22/118					
D461,868 S	8/2002	Hall et al.	D22/118					
D473,609 S	4/2003	Rae	D22/118					
D473,610 S	4/2003	Rae	D22/118					
D473,611 S	4/2003	Rae	D22/118					
D473,612 S	4/2003	Rae	D22/118					
D473,613 S	4/2003	Rae	D22/118					
D473,614 S	4/2003	Rae	D22/118					
D473,615 S	4/2003	Rae	D22/118					
D473,616 S	4/2003	Rae	D22/118					
D473,617 S	4/2003	Rae	D22/118					
D473,618 S	4/2003	Rae	D22/118					
D473,619 S	4/2003	Rae	D22/118					
D473,620 S	4/2003	Rae	D22/118					
D473,621 S	4/2003	Rae	D22/118					
D473,622 S	4/2003	Rae	D22/118					
D473,623 S	4/2003	Rae	D22/118					

OTHER PUBLICATIONS

The Noble Collection, Winter 1997/1998, Historic Daggers, No page listed, Catalog.

United Cutlery Brands, Catalog # 42, 2002, pp. 7, 19, 21, 29, 30, 33–35, 39–45 and 51–60.

Museum Replicas Limited, Horned Skull Sword, p. 65, (1994).

Agincourt, Iberia Sword, Item B, Cutlery Shoppe, p. 38 (1993).

United Cutlery, Double Shadow Fantasy Dagger, p. 16, (1991).

Applicant's co-pending Application (U.S. patent application Ser. No. 29/176,718, dated Feb. 25, 2003).

Applicant's co-pending Application (U.S. patent application Ser. No. 29/176,740, dated Feb. 25, 2003).

* cited by examiner

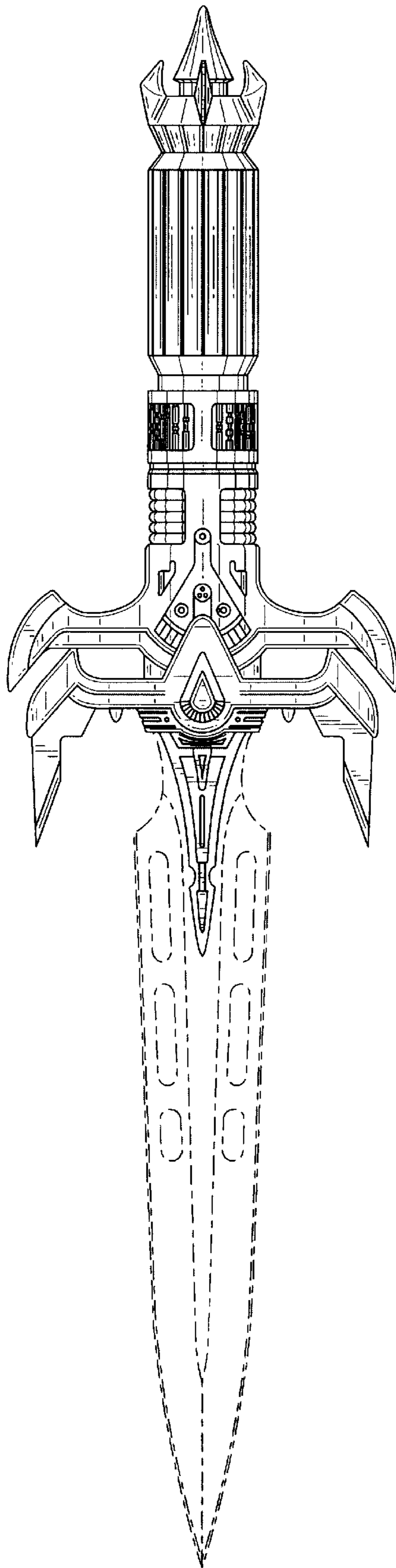


FIG. 1

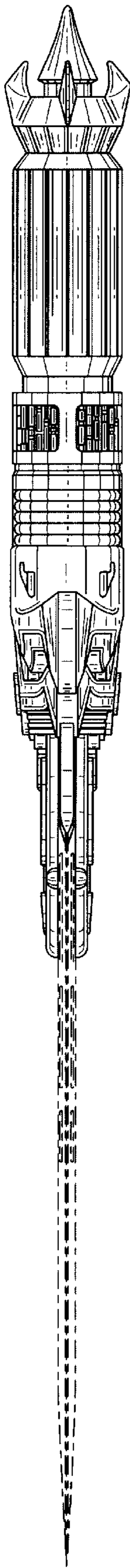


FIG. 2

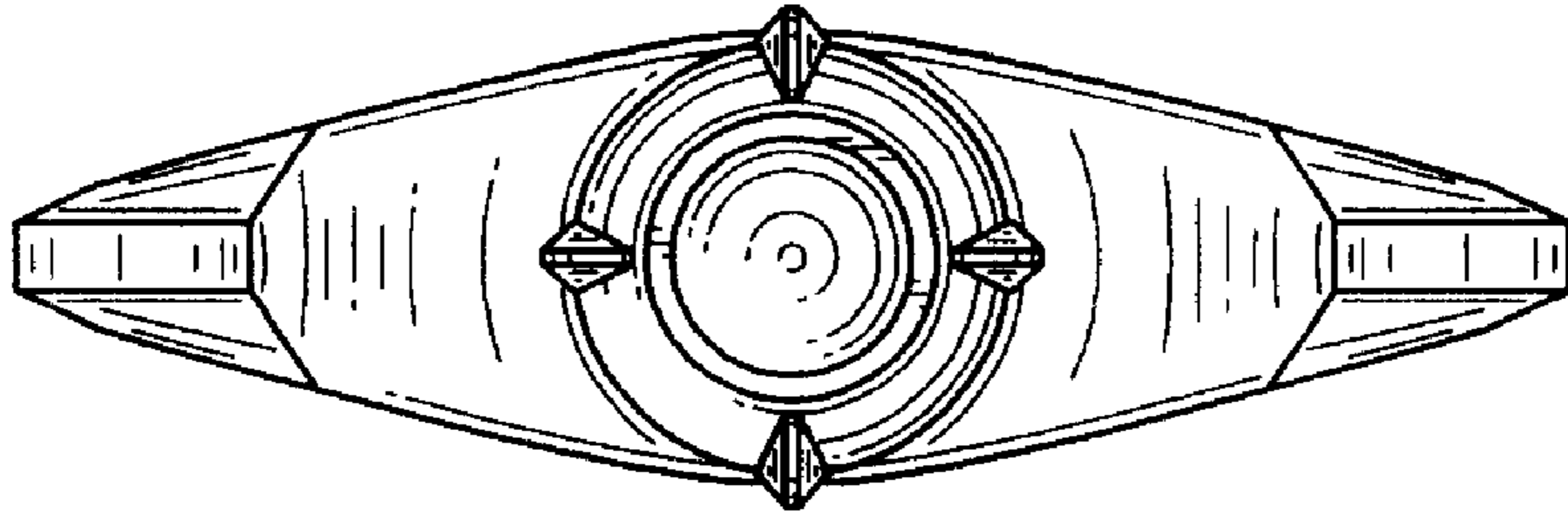


FIG. 4

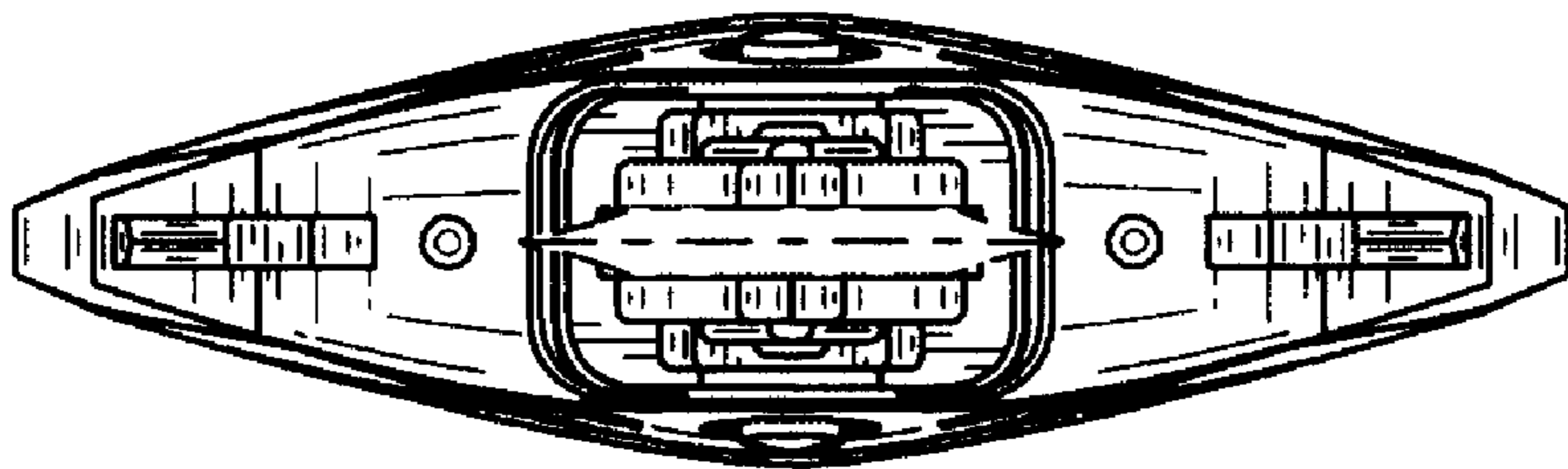


FIG. 3