



US00D483827S

(12) **United States Design Patent**
Ciesar

(10) **Patent No.:** **US D483,827 S**

(45) **Date of Patent:** **** Dec. 16, 2003**

(54) **BATTING SWING TRAINER**

(75) **Inventor:** **John G. Ciesar, Justice, IL (US)**

(73) **Assignee:** **Baseball Marketing Ideas, LLC,**
Justice, IL (US)

(**) **Term:** **14 Years**

(21) **Appl. No.:** **29/183,109**

(22) **Filed:** **Jun. 5, 2003**

(51) **LOC (7) Cl.** **21-02**

(52) **U.S. Cl.** **D21/780; D21/725**

(58) **Field of Search** **D21/662, 679-682,**
D21/698, 722, 725, 780, 789, 791; 473/415,
422, 451, 437, 457, 516, 519, 564-569

(56) **References Cited**

U.S. PATENT DOCUMENTS

2,086,062	A	*	7/1937	Bray	473/302
3,572,706	A	*	3/1971	Schroder	473/457 X
D274,171	S	*	6/1984	Gabrielidis	D21/679
4,555,111	A		11/1985	Alvarez		
D339,621	S		9/1993	Briden		
5,360,209	A		11/1994	Mollica		
5,405,138	A		4/1995	Duran		
5,456,461	A	*	10/1995	Sullivan	473/457 X
5,711,728	A		1/1998	Marcelo		
D404,097	S		1/1999	Tyner		
D428,461	S		7/2000	Koszalinski		

D432,613	S		10/2000	Lewallen, Jr.		
D445,868	S		7/2001	Fischer		
D457,929	S		5/2002	Ciesar et al.		
6,561,930	B2	*	5/2003	Mabry	473/457

OTHER PUBLICATIONS

U.S. Utility patent application Ser. No. 09/882,627, filed Jun. 15, 2002 (Inventor: John G. Ciesar).
U.S. Design patent application Ser. No. 29/156,025, filed Feb. 22, 2002 (Inventor: John G. Ciesar) (allowed), Document No. 2002/0055402A1.

* cited by examiner

Primary Examiner—Philip S. Hyder

Assistant Examiner—C. Tuttle

(74) *Attorney, Agent, or Firm*—Michael Best & Friedrich LLC

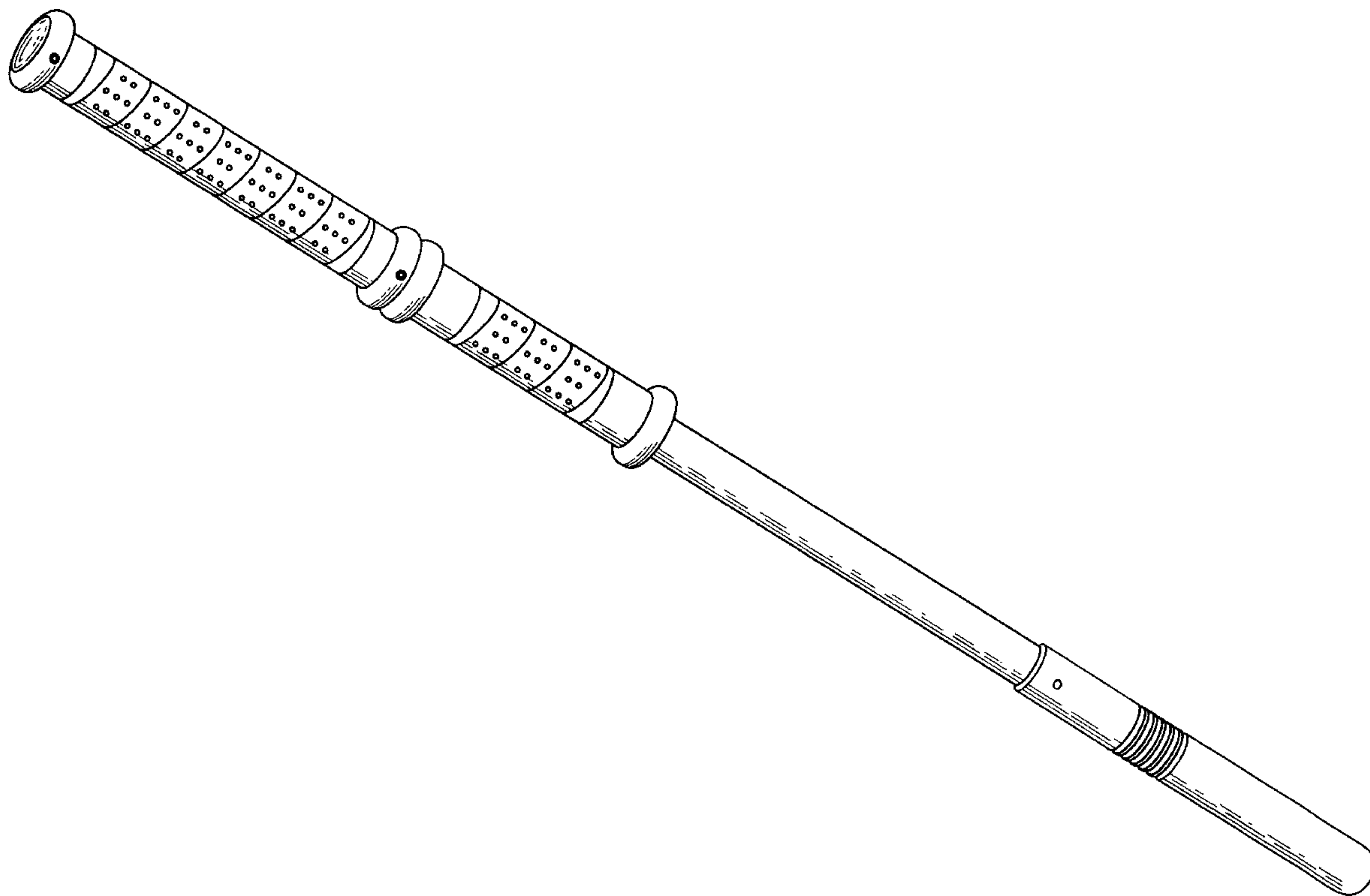
(57) **CLAIM**

The ornamental design for a batting swing trainer, as shown and described.

DESCRIPTION

FIG. 1 is a perspective view of a batting swing trainer; FIG. 2 is a front elevation view of the trainer of FIG. 1; FIG. 3 is a left end view of the trainer of FIG. 1; FIG. 4 is a right end view of the trainer of FIG. 1; and, FIG. 5 is a back elevation view of the trainer of FIG. 1.

1 Claim, 2 Drawing Sheets



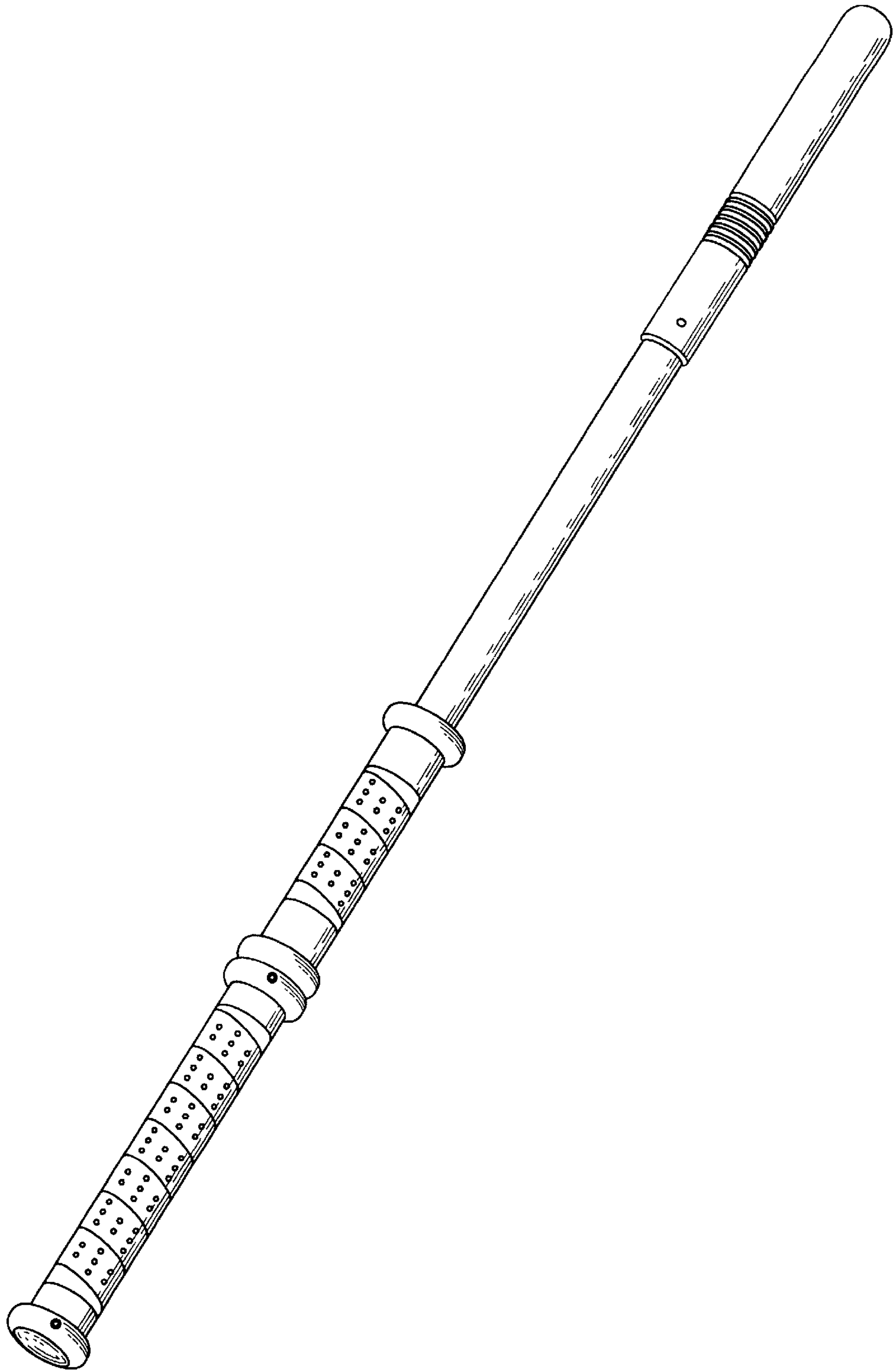


FIG. 1

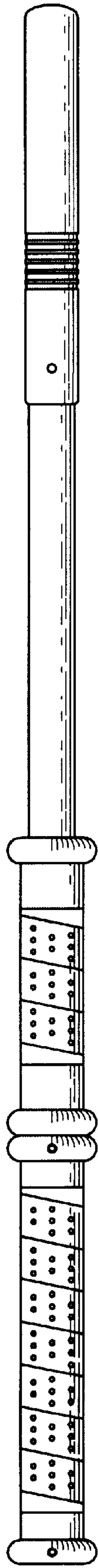


FIG. 2



FIG. 4



FIG. 3

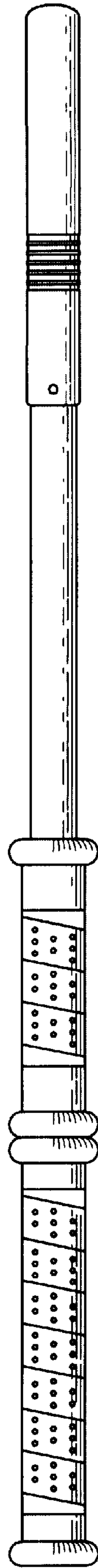


FIG. 5