



US00D483807S

(12) **United States Design Patent**
Huang

(10) **Patent No.:** **US D483,807 S**

(45) **Date of Patent:** **** Dec. 16, 2003**

(54) **MAGNETIC CLIP**

(75) Inventor: **Jin Huang**, No.9 Zheng Xue Road
(West), Ninghai County, Zhejiang
Province 315600 (CN)

(73) Assignee: **Jin Huang**, Zhejiang Province (CN)

(**) Term: **14 Years**

(21) Appl. No.: **29/161,746**

(22) Filed: **Jun. 4, 2002**

(51) **LOC (7) Cl.** **19-02**

(52) **U.S. Cl.** **D19/90; D19/65; D19/86**

(58) **Field of Search** D6/552; D19/37,
D19/65, 75, 86, 90, 91, 99, 100; D8/349,
373, 382, 395; D13/183; 24/303, 67 R,
67.1-67.11; 248/467, 206.5, 309.4; 335/209,
285, 296, 302, 303; 473/499

(56) **References Cited**

U.S. PATENT DOCUMENTS

2,789,363 A * 4/1957 Miley 248/206.5 X
2,964,275 A * 12/1960 Atkinson 248/206.5 X
D202,654 S * 10/1965 Carls D19/37 X
3,827,021 A * 7/1974 Phelon 335/285

D273,205 S * 3/1984 Sahler D13/183 X
D286,425 S * 10/1986 Haase D6/552
5,425,160 A * 6/1995 Krapf 24/67 R
6,302,363 B1 * 10/2001 Olson et al. 248/206.5
D460,118 S * 7/2002 Gray D19/90
D477,774 S * 7/2003 Jones et al. D8/395

* cited by examiner

Primary Examiner—Martie K. Holtje

(74) *Attorney, Agent, or Firm*—Kaplan & Gilman, L.L.P.

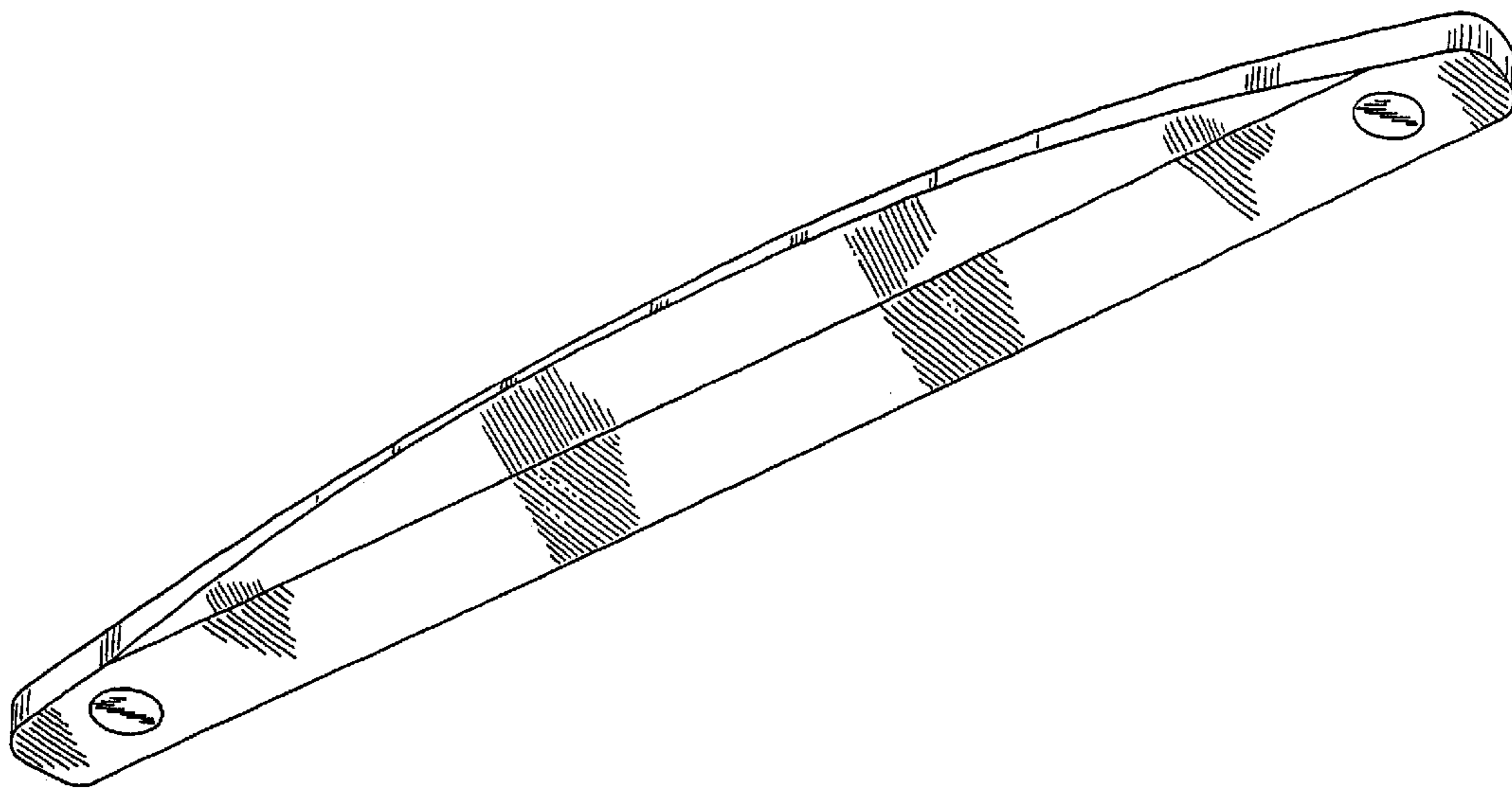
(57) **CLAIM**

The ornamental design for a magnetic clip, as shown and described.

DESCRIPTION

FIG. 1 is a perspective view of a magnetic clip showing our new design;
FIG. 2 is a front elevational view thereof;
FIG. 3 is a top plan view thereof;
FIG. 4 is a bottom plan view thereof;
FIG. 5 is a side elevational view taken from the right of FIG. 2;
FIG. 6 is a side elevational view taken from the left of FIG. 2; and,
FIG. 7 is a rear elevational view thereof.

1 Claim, 2 Drawing Sheets



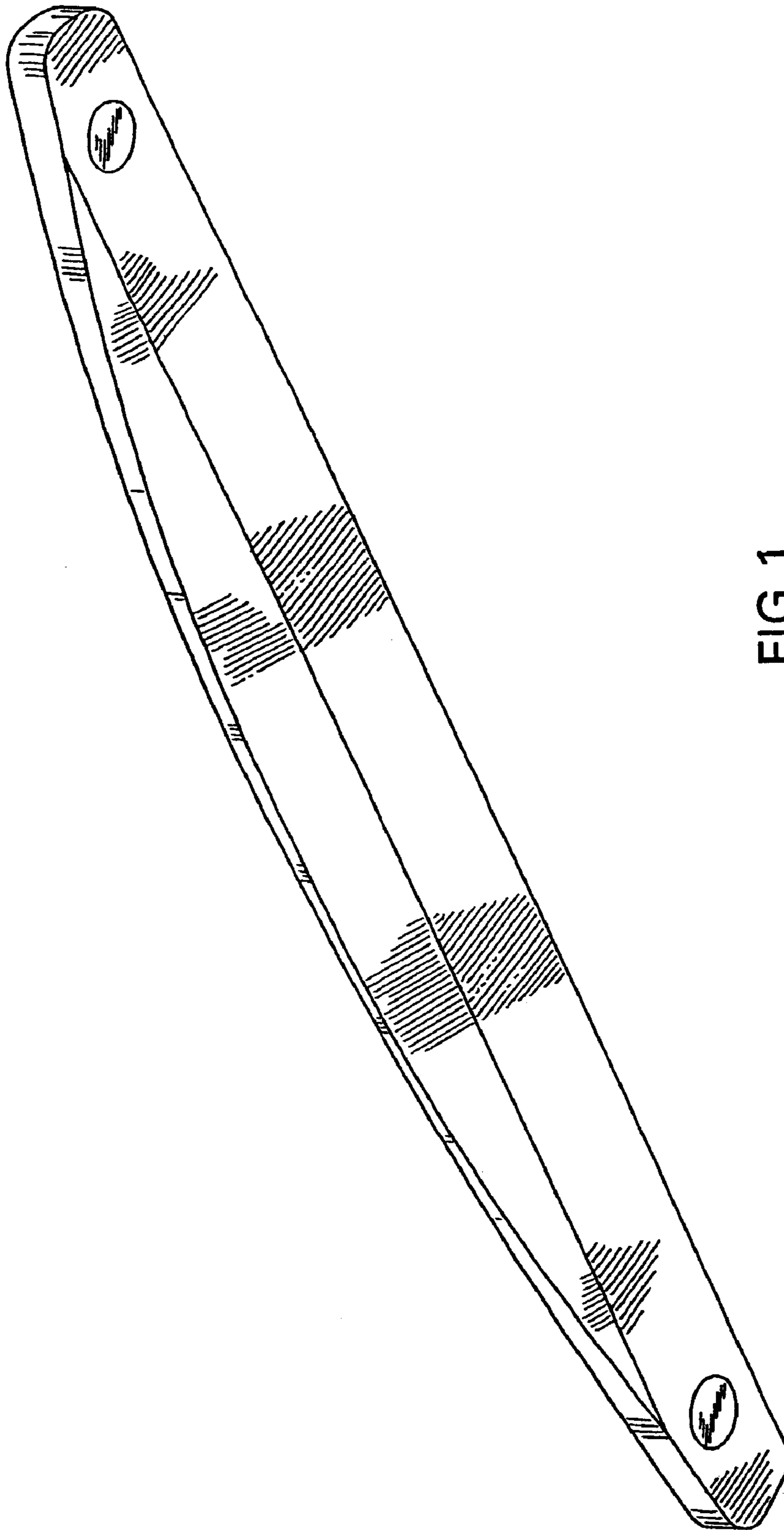


FIG.1



FIG. 4



FIG. 5



FIG. 6

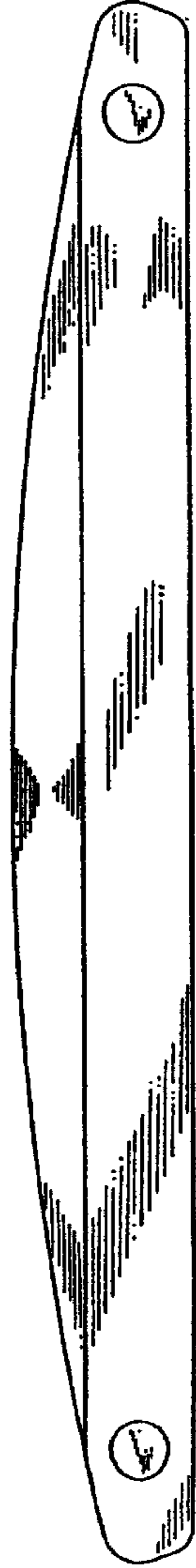


FIG. 2



FIG. 3



FIG. 7