



US00D483798S

(12) **United States Design Patent**
Knight

(10) **Patent No.:** **US D483,798 S**

(45) **Date of Patent:** **** Dec. 16, 2003**

(54) **BINDING MACHINE**

(75) **Inventor:** **Colin Knight**, Evanston, IL (US)

(73) **Assignee:** **General Binding Corporation**, Skokie, IL (US)

(**) **Term:** **14 Years**

(21) **Appl. No.:** **29/167,233**

(22) **Filed:** **Sep. 11, 2002**

(51) **LOC (7) Cl.** **18-04**

(52) **U.S. Cl.** **D18/34**

(58) **Field of Search** D18/34, 99; D15/199;
156/147, 479, 578, 908; 281/27.1, 27.2,
27.3, 21.2; 412/38, 40, 42, 43

(56) **References Cited**

U.S. PATENT DOCUMENTS

2,945,246	A	*	7/1960	Duncan et al.	412/40
3,407,105	A	*	10/1968	Staats et al.	412/7
D261,530	S	*	10/1981	Hausmann	D18/34
D267,018	S	*	11/1982	Balmer	D18/34
D284,870	S	*	7/1986	Terracciano	D18/34
D320,040	S	*	9/1991	Miles et al.	D18/34

D359,065	S	*	6/1995	Cox	D18/34
D365,580	S	*	12/1995	Stiles et al.	D18/34
5,527,142	A	*	6/1996	Chih-Kwo	412/38
D423,039	S	*	4/2000	Cox	D18/34
D437,344	S	*	2/2001	Reuter	D18/34
D437,345	S	*	2/2001	Reuter	D18/34

* cited by examiner

Primary Examiner—Charles A. Rademaker

(74) *Attorney, Agent, or Firm*—Martin Faier; Faier & Faier P.C.

(57) **CLAIM**

The ornamental design for a binding machine, as shown and described.

DESCRIPTION

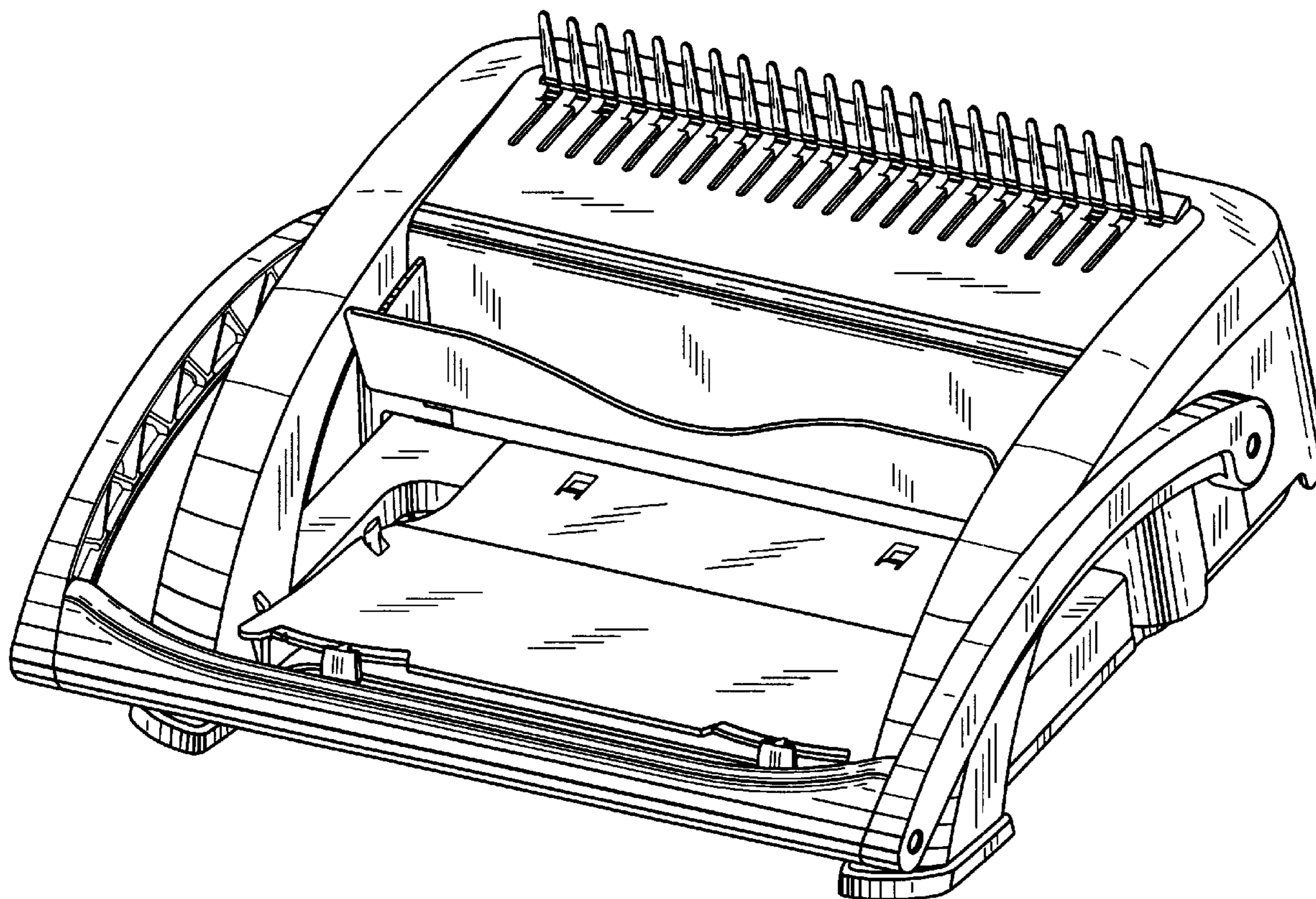
FIG. 1 is a perspective view of a binding machine embodying the invention.

FIG. 2 is a left side view of the binding machine embodying the invention, the right side being a mirror image thereof.

FIG. 3 is a top view of the binding machine embodying the invention; and,

FIG. 4 is a rear side elevational view of the binding machine embodying the invention.

1 Claim, 2 Drawing Sheets



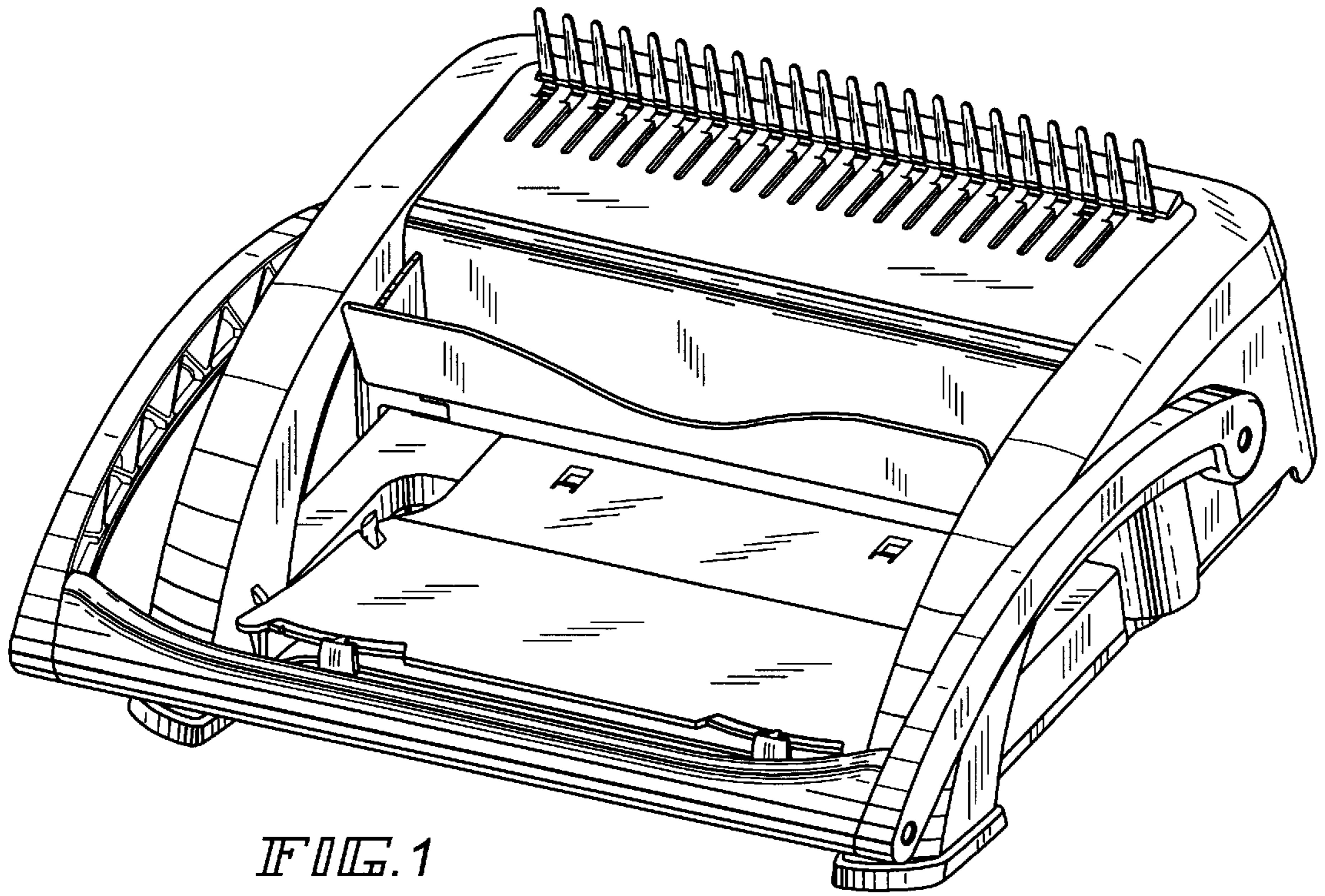


FIG. 1

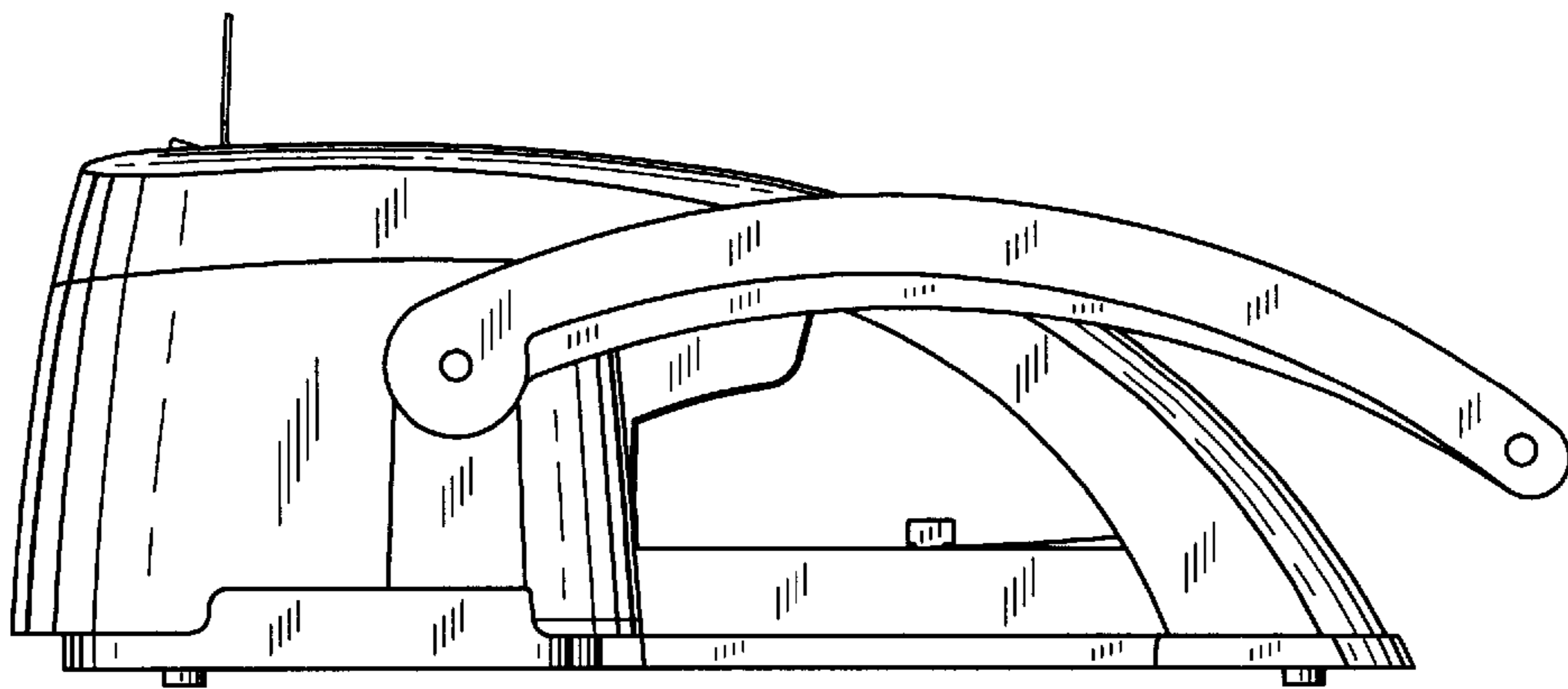


FIG. 2

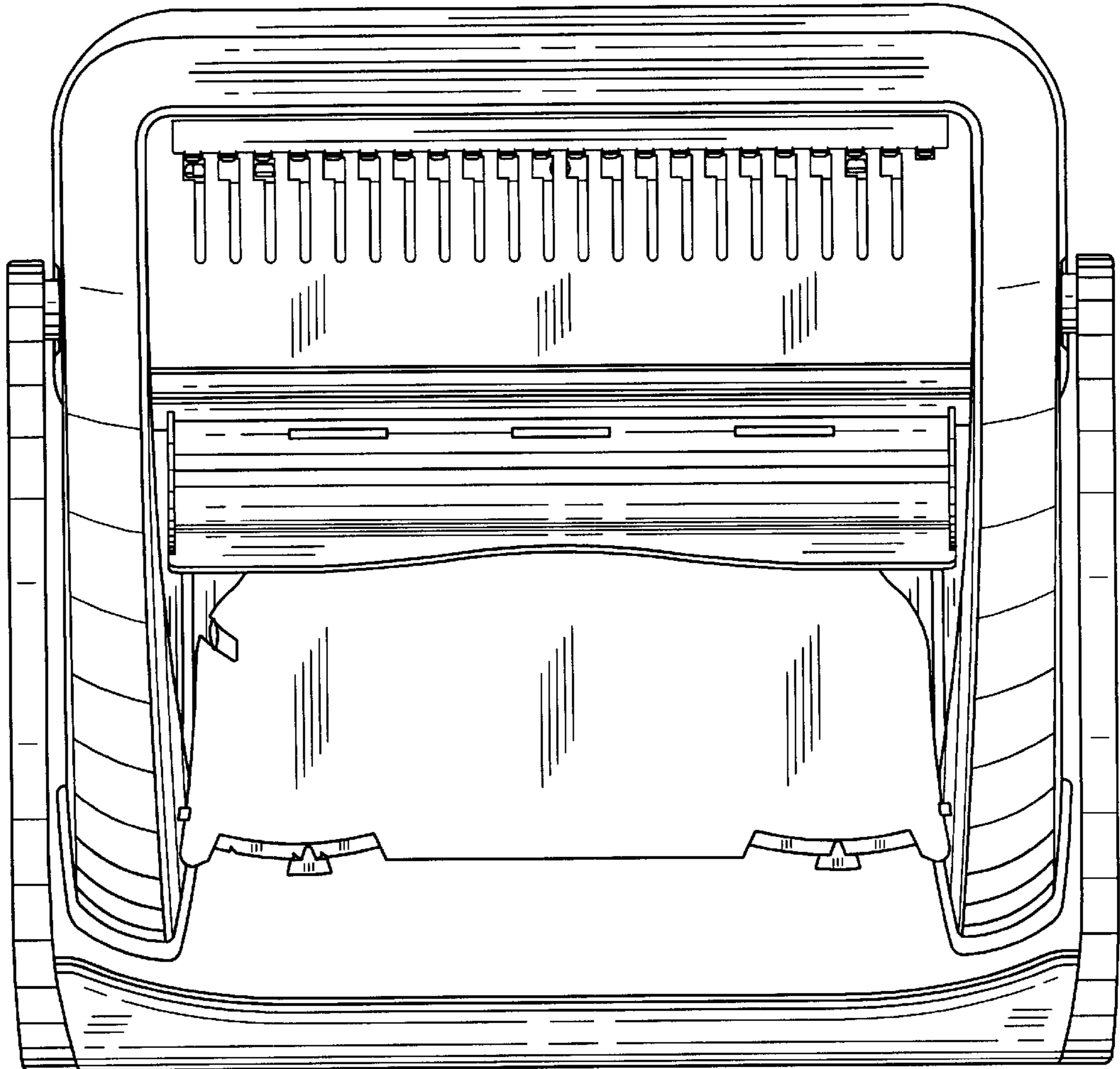


FIG. 3

FIG. 4

