



US00D483797S

(12) **United States Design Patent**  
**Kennedy et al.**

(10) **Patent No.:** **US D483,797 S**

(45) **Date of Patent:** **\*\* Dec. 16, 2003**

(54) **ELECTRONIC DEVICE**

(75) Inventors: **Steve Kennedy**, Carson City, NV (US);  
**Joel S. Novak**, Sudbury, MA (US)

(73) Assignee: **Calculated Industries Inc.**, Carson City, NV (US)

(\*\*) Term: **14 Years**

(21) Appl. No.: **29/167,461**

(22) Filed: **Sep. 12, 2002**

(51) **LOC (7) Cl.** ..... **18-01**

(52) **U.S. Cl.** ..... **D18/7**

(58) **Field of Search** ..... D18/2, 6, 7, 11,  
D18/12, 12.2; D14/333, 338, 345, 346,  
455, 456, 148, 244, 247, 257; 200/5 R,  
5 A, 5 EA, 500, 516, 517, 52; 235/145 R,  
145 A, 146, 419, 420, 472.01, 59 T, 61 R;  
341/22, 32; 361/683; 364/709.1, 709.12;  
400/472

(56) **References Cited**

**U.S. PATENT DOCUMENTS**

D275,770 S \* 10/1984 Yamada ..... D18/7  
4,596,923 A \* 6/1986 Kuo ..... 235/1 D  
D377,043 S \* 12/1996 Takahata ..... D14/345

D377,190 S \* 1/1997 Matsuda ..... D18/7  
D408,437 S \* 4/1999 Kurabuti et al. .... D14/345  
D409,226 S \* 5/1999 Kurabuti et al. .... D14/345  
D409,227 S \* 5/1999 Takahata et al. .... D14/345

**OTHER PUBLICATIONS**

OPD (Office Products Dealer); Jan. 1982; p. 80; Pocket calculator by Sharp, bottom middle of page.\*

\* cited by examiner

*Primary Examiner*—Caron D. Veynar

(74) *Attorney, Agent, or Firm*—Ryan A. Heck; Ian F. Burns & Associates

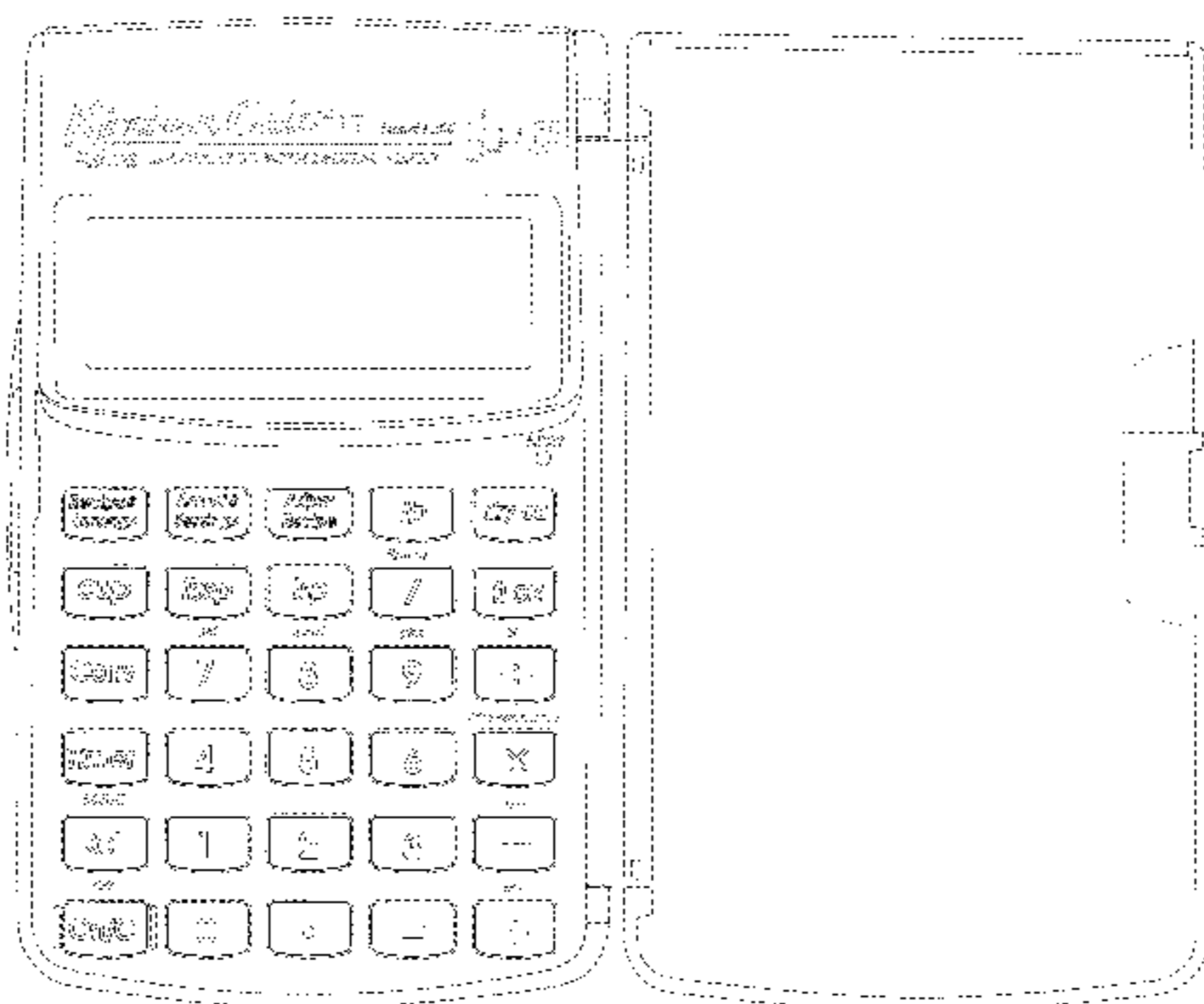
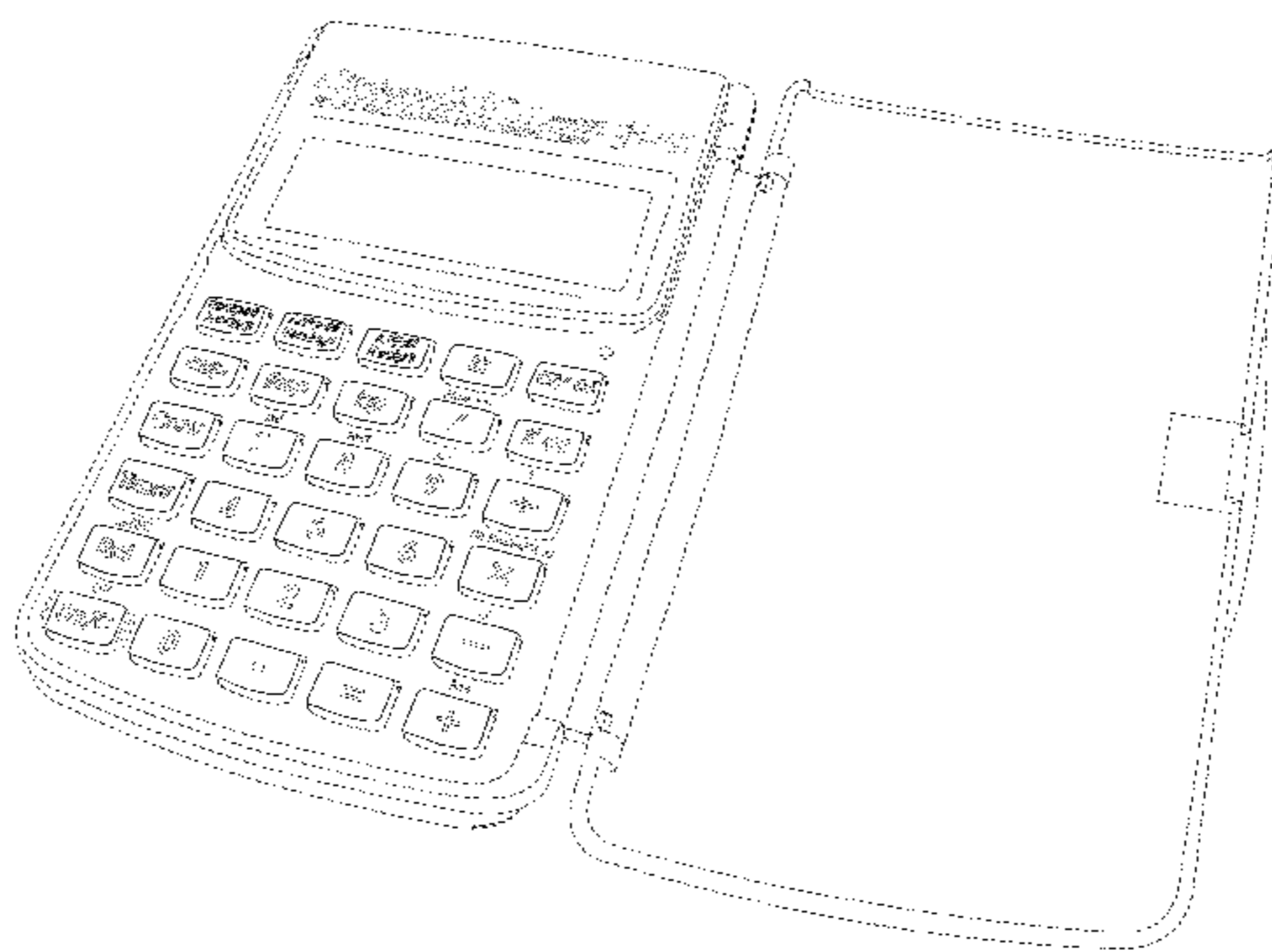
(57) **CLAIM**

The ornamental design for an electronic device, as shown and described.

**DESCRIPTION**

FIG. 1 is a perspective view of the electronic device. FIG. 2 is a front elevational view of the electronic device. FIG. 3 is a bottom plan view of the electronic device. FIG. 4 is left side view of the electronic device; and, FIG. 5 is a right side view of the electronic device. Broken lines illustrate features or environmental components that are not part of the design sought to be patented.

**1 Claim, 5 Drawing Sheets**



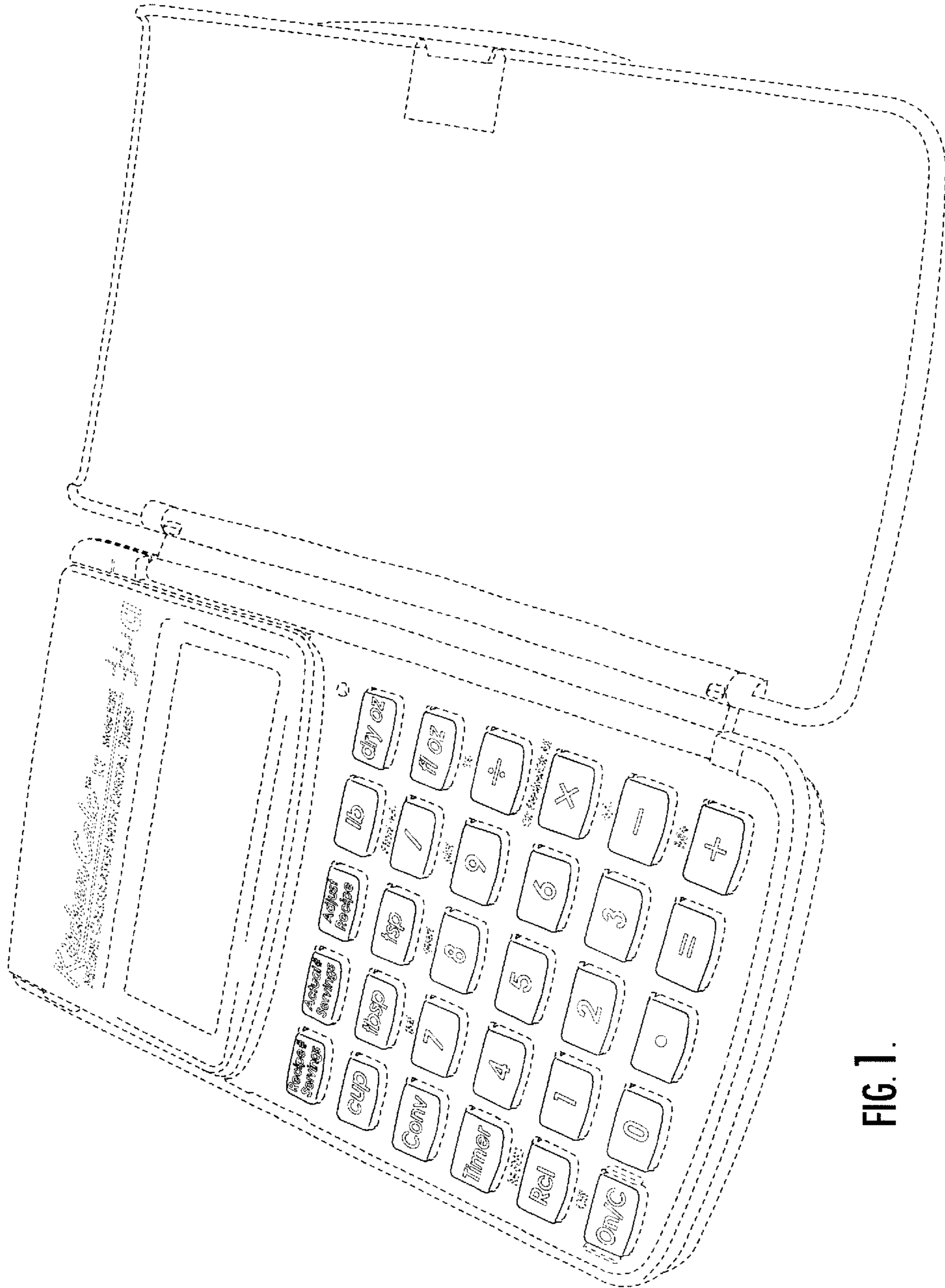


FIG. 1.

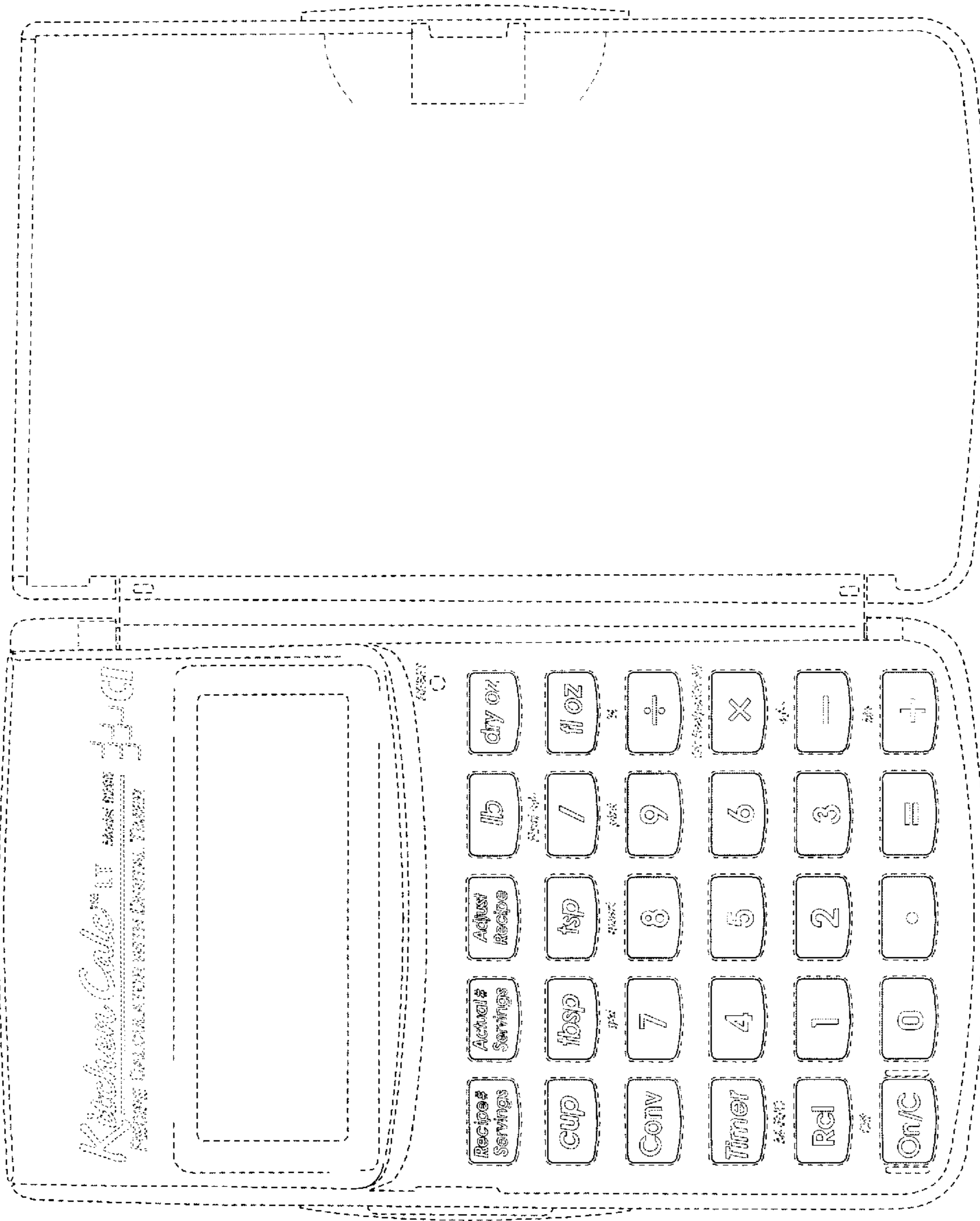


FIG. 2.

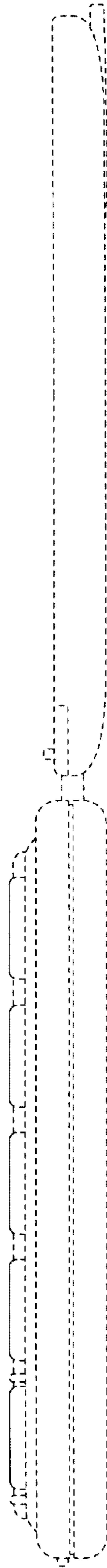


FIG. 3.




FIG. 4.

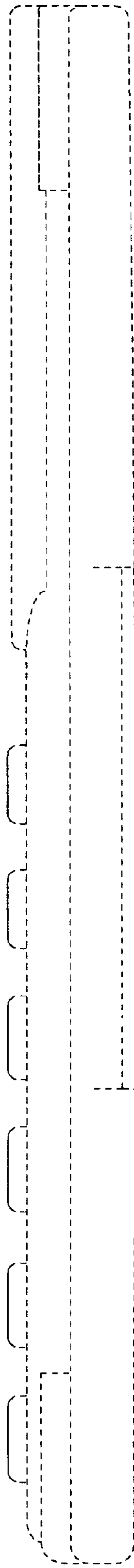


FIG. 5.