



US00D483784S

(12) **United States Design Patent**
Ting

(10) **Patent No.:** **US D483,784 S**

(45) **Date of Patent:** **** Dec. 16, 2003**

(54) **COMBINED DIGITAL CAMERA AND WRITING IMPLEMENT**

(75) Inventor: **Chih-Yu Ting**, Sanchung (TW)

(73) Assignee: **Opcom Inc.**, Sanchung (TW)

(**) Term: **14 Years**

(21) Appl. No.: **29/173,124**

(22) Filed: **Dec. 24, 2002**

(51) **LOC (7) Cl.** **16-01**

(52) **U.S. Cl.** **D16/208; D19/36**

(58) **Field of Search** D16/200, 201, D16/202, 203, 208, 218; D19/36, 43, 56; 396/429, 433; 401/52, 195

(56) **References Cited**

U.S. PATENT DOCUMENTS

5,803,583 A * 9/1998 Hsieh 401/195
D400,579 S * 11/1998 Ham D19/36
D436,126 S * 1/2001 Rosenbaum D19/36

6,174,098 B1 * 1/2001 Yeh 401/52
D448,744 S * 10/2001 Yu et al. D16/202
D475,381 S * 6/2003 Komatsu D16/202
D478,625 S * 8/2003 Yeh D19/43

* cited by examiner

Primary Examiner—Adir Aronovich

(74) *Attorney, Agent, or Firm*—Leong C. Lei

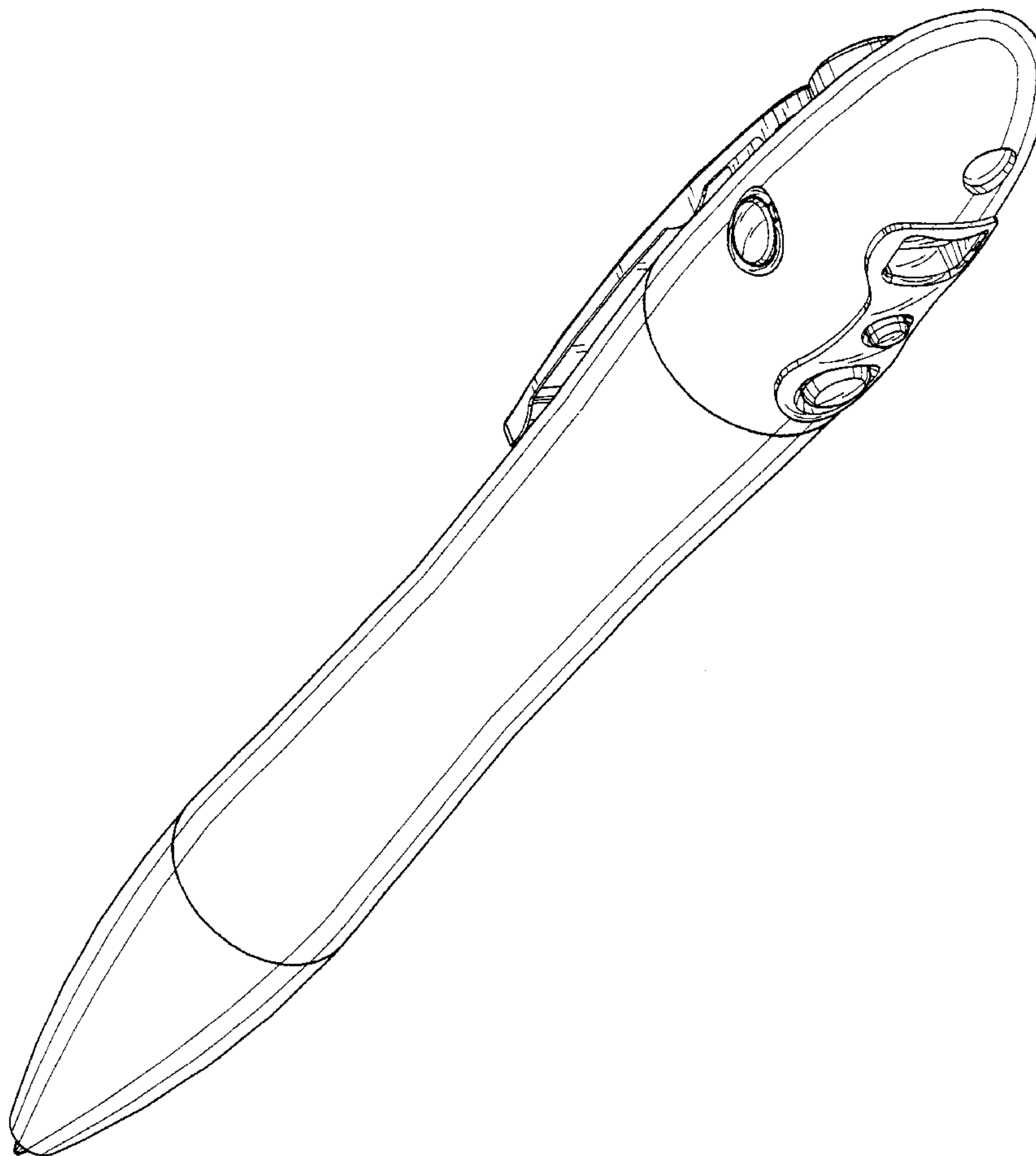
(57) **CLAIM**

The ornamental design for a combined digital camera and writing implement, as shown and described.

DESCRIPTION

FIG. 1 is perspective view of a combined digital camera and writing implement showing my new design; FIG. 2 is a rear side elevation view thereof; FIG. 3 is a left side elevation view thereof; FIG. 4 is a right side elevation view thereof; FIG. 5 is a front side elevation view thereof; FIG. 6 is a top plan view thereof; and, FIG. 7 is a bottom plan view thereof.

1 Claim, 4 Drawing Sheets



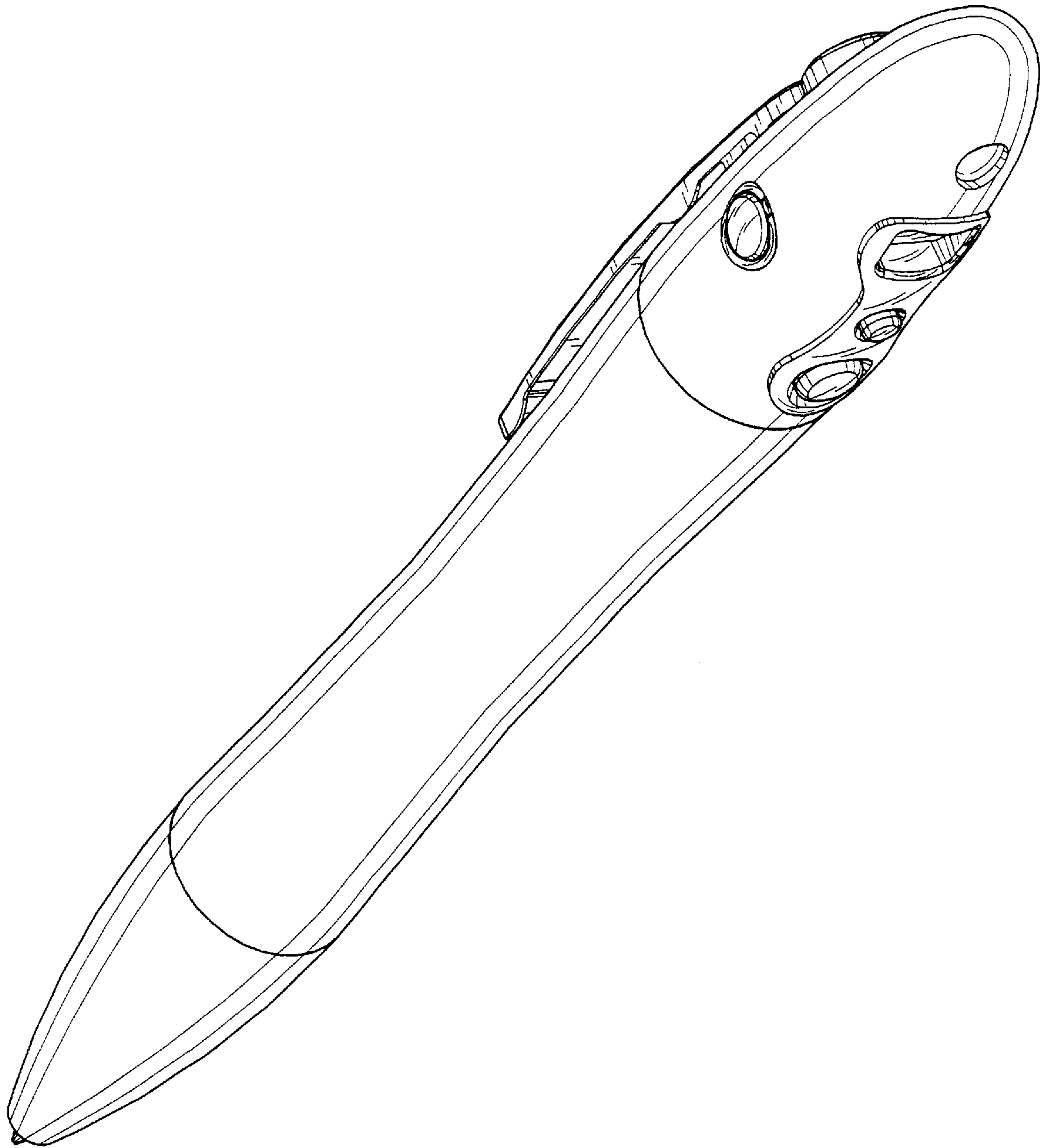


FIG. 1

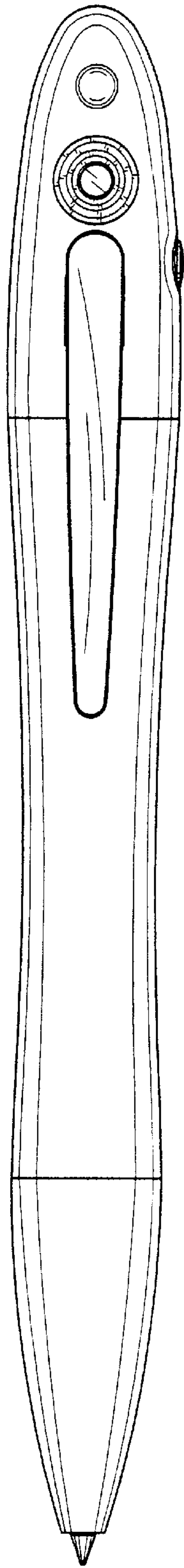


FIG. 2

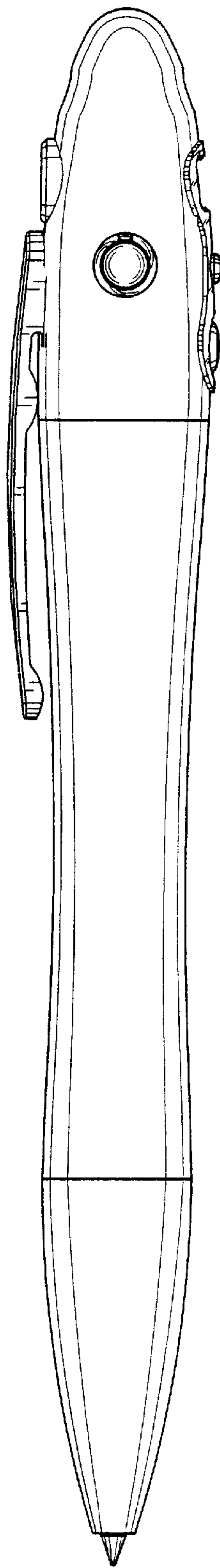


FIG. 3

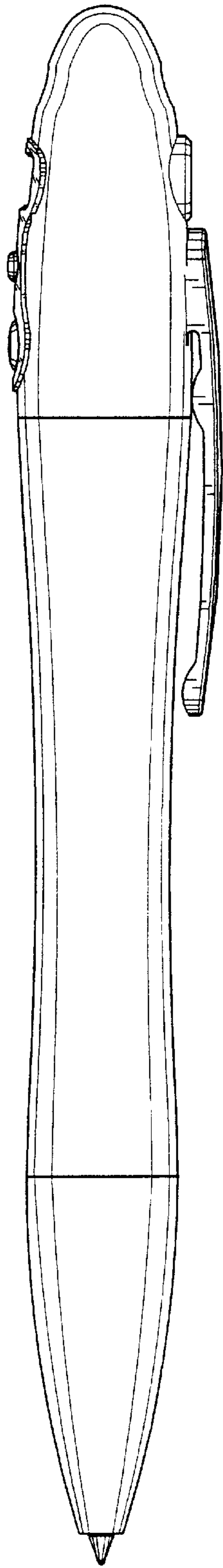


FIG. 4

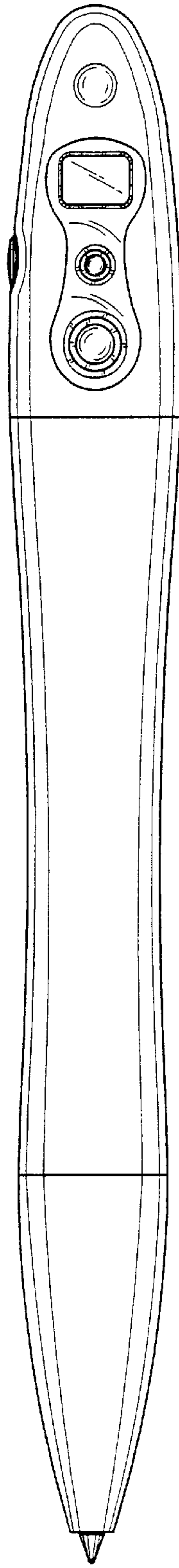


FIG. 5




FIG. 6

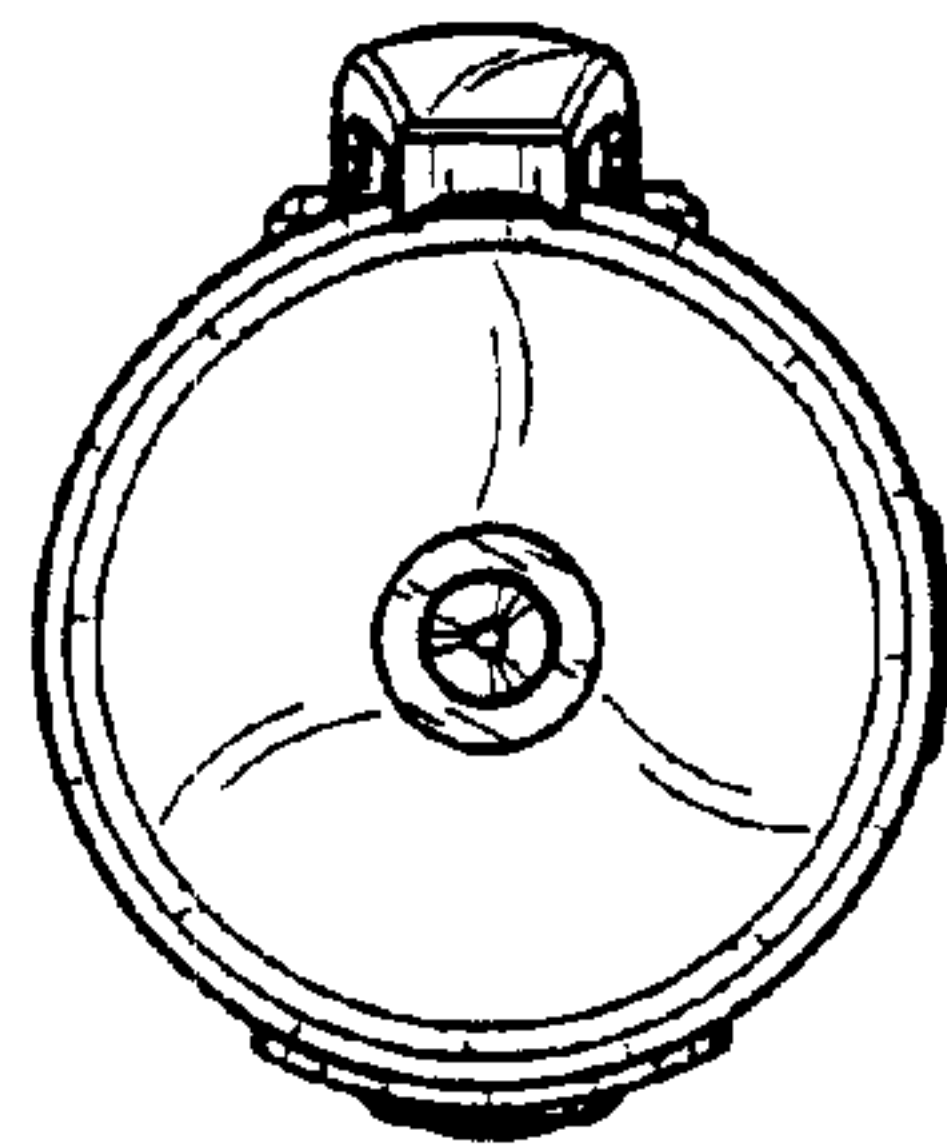


FIG. 7