



US00D483719S

(12) **United States Design Patent**  
**Weaver**

(10) **Patent No.:** **US D483,719 S**

(45) **Date of Patent:** **\*\* Dec. 16, 2003**

(54) **TIRE TREAD**

(75) **Inventor:** **Charles Bradford Weaver**, Greenville, SC (US)

(73) **Assignee:** **Michelin Recherche et Technique S.A.** (CH)

(\*\*) **Term:** **14 Years**

(21) **Appl. No.:** **29/177,617**

(22) **Filed:** **Mar. 12, 2003**

(51) **LOC (7) Cl.** ..... **12-15**

(52) **U.S. Cl.** ..... **D12/600**

(58) **Field of Search** ..... D12/559, 564,  
D12/565, 594, 600, 601, 900; 152/209.1,  
209.9, 209.13, 209.25

(56) **References Cited**

**U.S. PATENT DOCUMENTS**

D308,188 S	*	5/1990	Hinrichsen et al. ....	D12/594
D354,027 S		1/1995	Grosskopf .....	D12/146
D383,713 S		9/1997	Grosskopf .....	D12/146
D390,520 S		2/1998	Grosskopf et al. ....	D12/147
D393,236 S	*	4/1998	Rowe .....	D12/602
D395,414 S	*	6/1998	Grosskopf et al. ....	D12/602
D409,122 S	*	5/1999	Kemp, Jr. et al. ....	D12/602
D415,455 S	*	10/1999	Moore .....	D12/600
D416,837 S		11/1999	Moore .....	D12/147
D448,709 S	*	10/2001	Le .....	D12/600

**OTHER PUBLICATIONS**

Mastercraft Courser Radial LT Tire, 2001 Tread Design Guide, Jan. 2001, p. 99. 4/1.\*

Michelin XRV Tire, 2001 Tread Design Guide, Jan. 2001, p. 102. 1/2.\*

Sigma Power King Radial Trailer R11 Tire, 2001 Tread Design Guide, Jan. 2001, p. 147. 4/3.\*

Tread Design Guide, 2002, p. 115: BFGoodrich ST565 Wide Base.

\* cited by examiner

*Primary Examiner*—Robert M. Spear

(74) *Attorney, Agent, or Firm*—Martin Farrell; Christopher P. Crecente; Robert R. Reed

(57) **CLAIM**

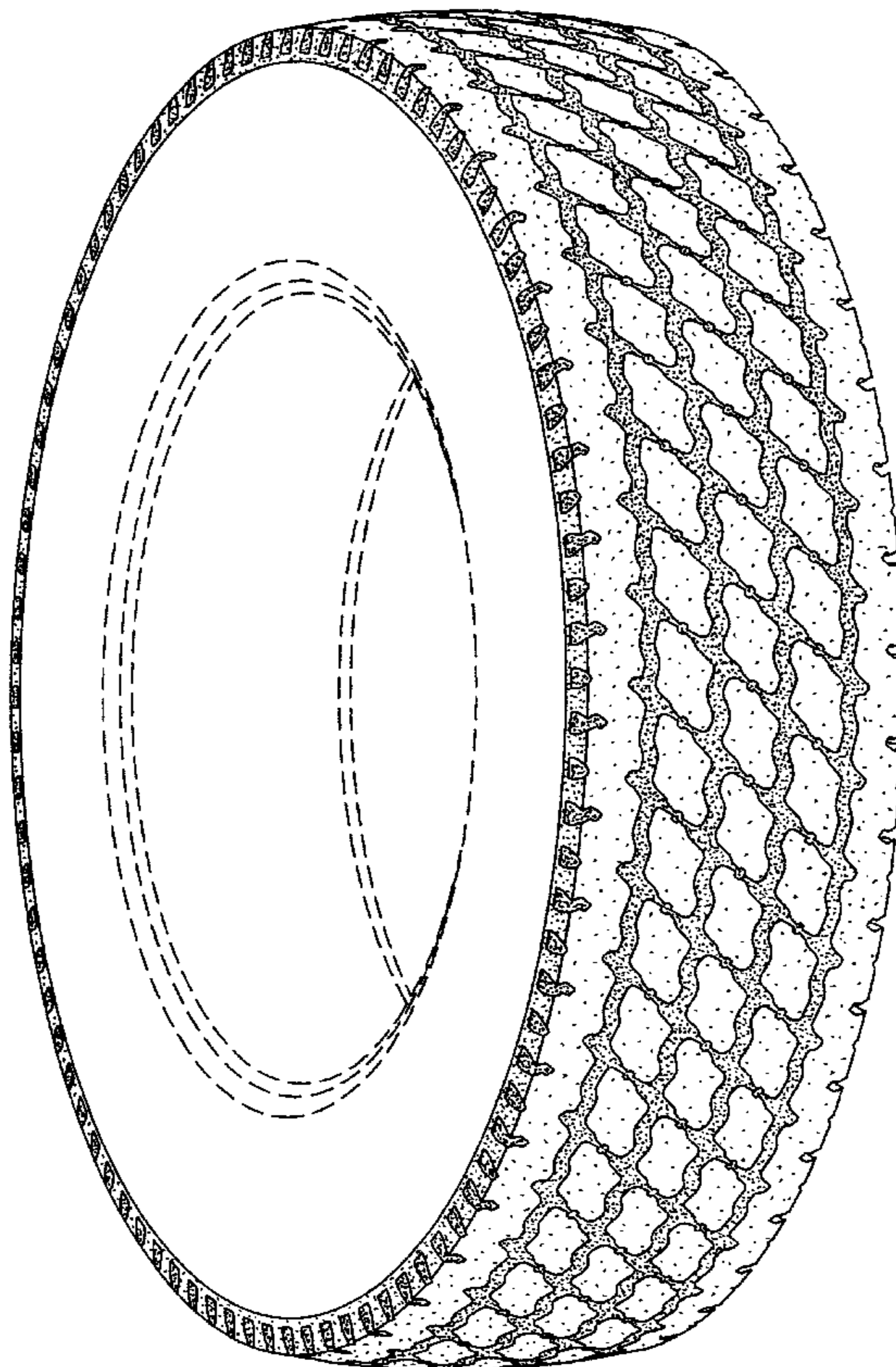
The ornamental design for a tire tread, as shown and described.

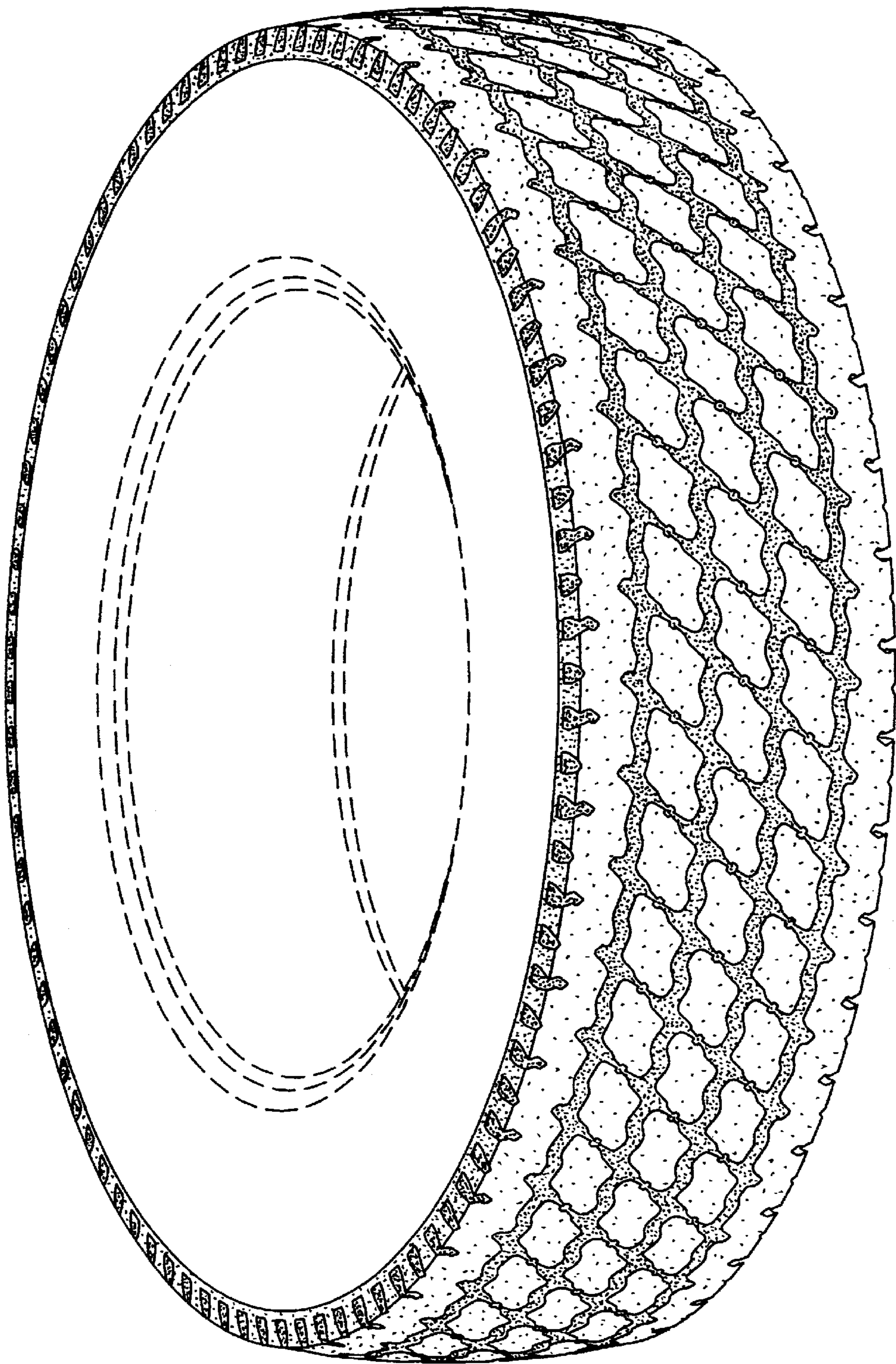
**DESCRIPTION**

FIG. 1 is a perspective view of a tire tread showing my new design, it being understood that the tread pattern is repeated throughout the circumference of the tire, and that the broken lines illustrate the location of the sidewall and bead, but form no part of the claimed design; and,

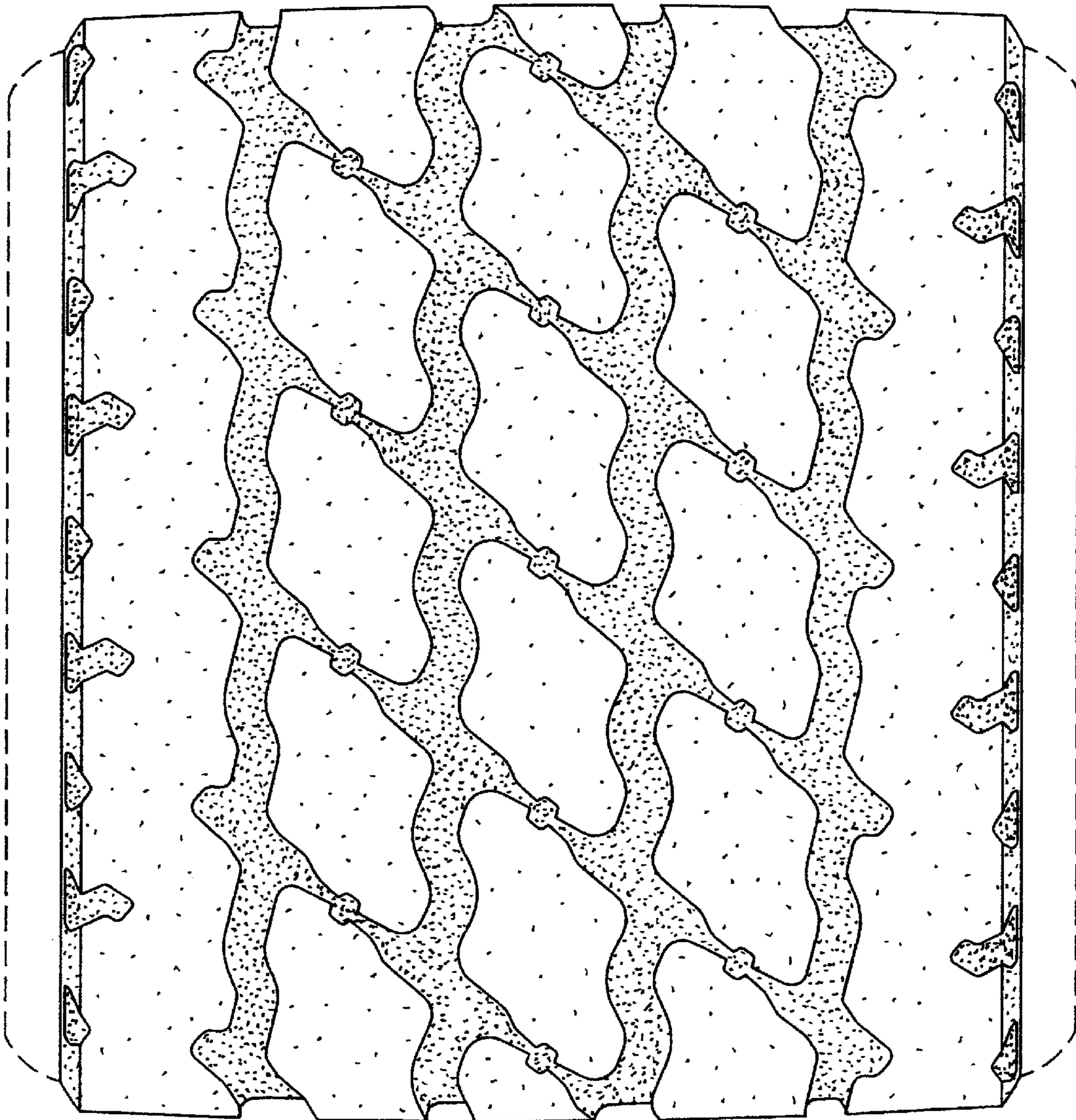
FIG. 2 is an enlarged fragmentary plan view of the tire tread illustrated in FIG. 1.

**1 Claim, 2 Drawing Sheets**





*Fig. 1*



*Fig. 2*