



US00D483712S

(12) **United States Design Patent**
Murkett

(10) **Patent No.:** **US D483,712 S**

(45) **Date of Patent:** **** Dec. 16, 2003**

(54) **SURFACE CONFIGURATION OF A REAR FENDER FOR A VEHICLE**

(75) Inventor: **Stephen Murkett**, Gerlingen (DE)

(73) Assignee: **Dr. Ing. h.c.F. Porsche Aktiengesellschaft**, Stuttgart (DE)

(**) Term: **14 Years**

(21) Appl. No.: **29/151,816**

(22) Filed: **Dec. 12, 2001**

(30) **Foreign Application Priority Data**

Jun. 12, 2001	(DE)	4 01 05 162
Jun. 12, 2001	(DE)	4 01 05 161

(51) **LOC (7) Cl.** **12-16**

(52) **U.S. Cl.** **D12/196**

(58) **Field of Search** D12/196, 90-92,
D12/86; 296/185

(56) **References Cited**

U.S. PATENT DOCUMENTS

D440,197 S	*	4/2001	Pfeiffer	D12/196
D448,324 S	*	9/2001	Gabath	D12/92
D452,469 S	*	12/2001	Sacco et al.	D12/196

* cited by examiner

Primary Examiner—Melody N. Brown
(74) *Attorney, Agent, or Firm*—Crowell & Moring LLP

(57) **CLAIM**

The ornamental design for a surface configuration of a rear fender for a vehicle, as shown and described.

DESCRIPTION

This application is related to the following co-pending applications, of the inventor, filed on even date herewith: Application Ser. No. 29/151,801, entitled "Surface Configuration of a Vehicle and Toy"; and Application Ser. No. 29/151,814, entitled "Surface Configuration of a Side of a Vehicle".

FIG. 1 is a front view of a first embodiment of a surface configuration of a rear fender for a vehicle according to my novel design;

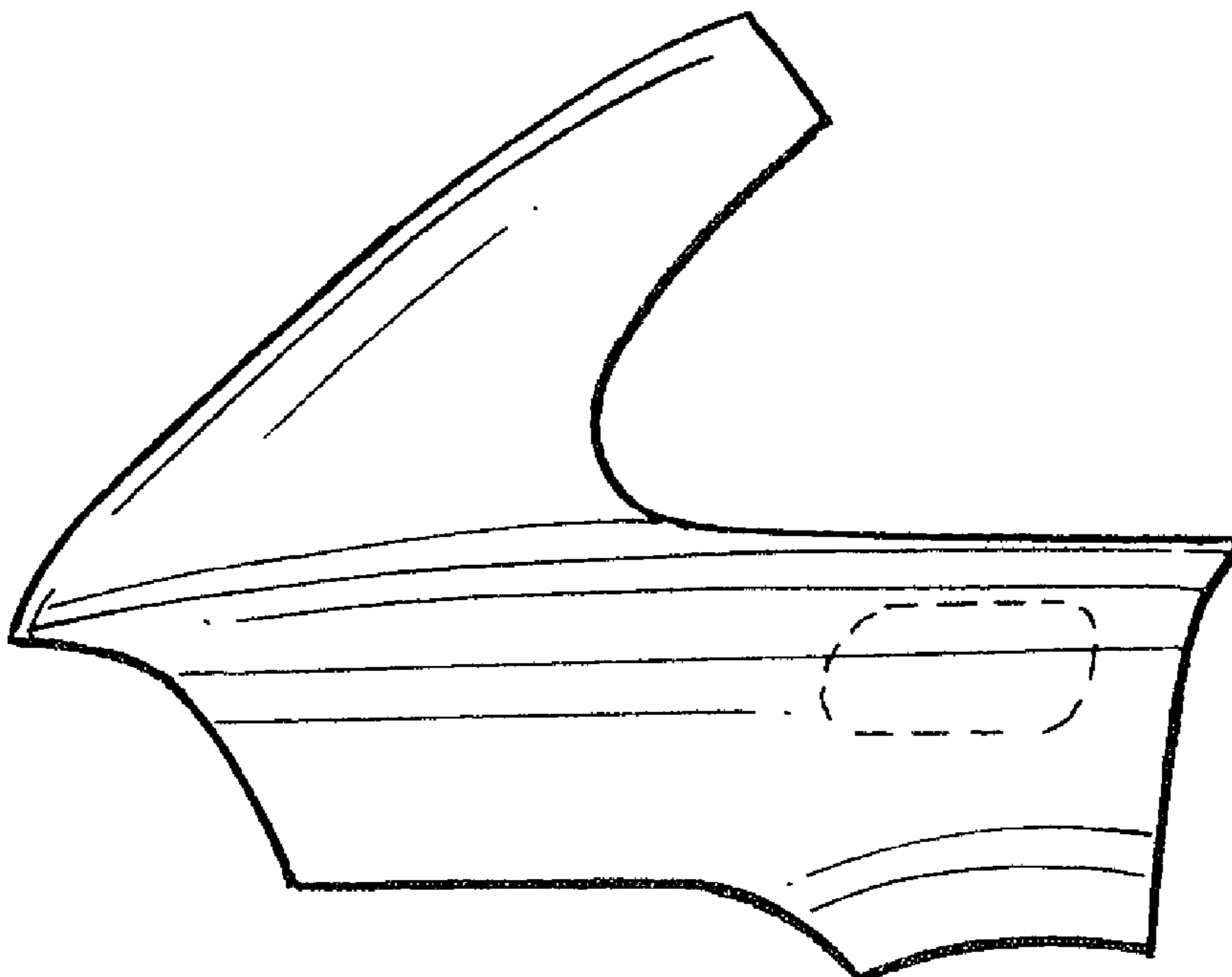
FIG. 2 is a perspective view of the first embodiment of the surface configuration of a rear fender for a vehicle according to my novel design;

FIG. 3 is a front view of a second embodiment of the surface configuration of a rear fender for a vehicle according to my novel design; and,

FIG. 4 is a perspective view of the second embodiment of the surface configuration of a rear fender for a vehicle according to my novel design.

The broken lines included in the drawings depict environment and are not part of the claimed design.

1 Claim, 1 Drawing Sheet



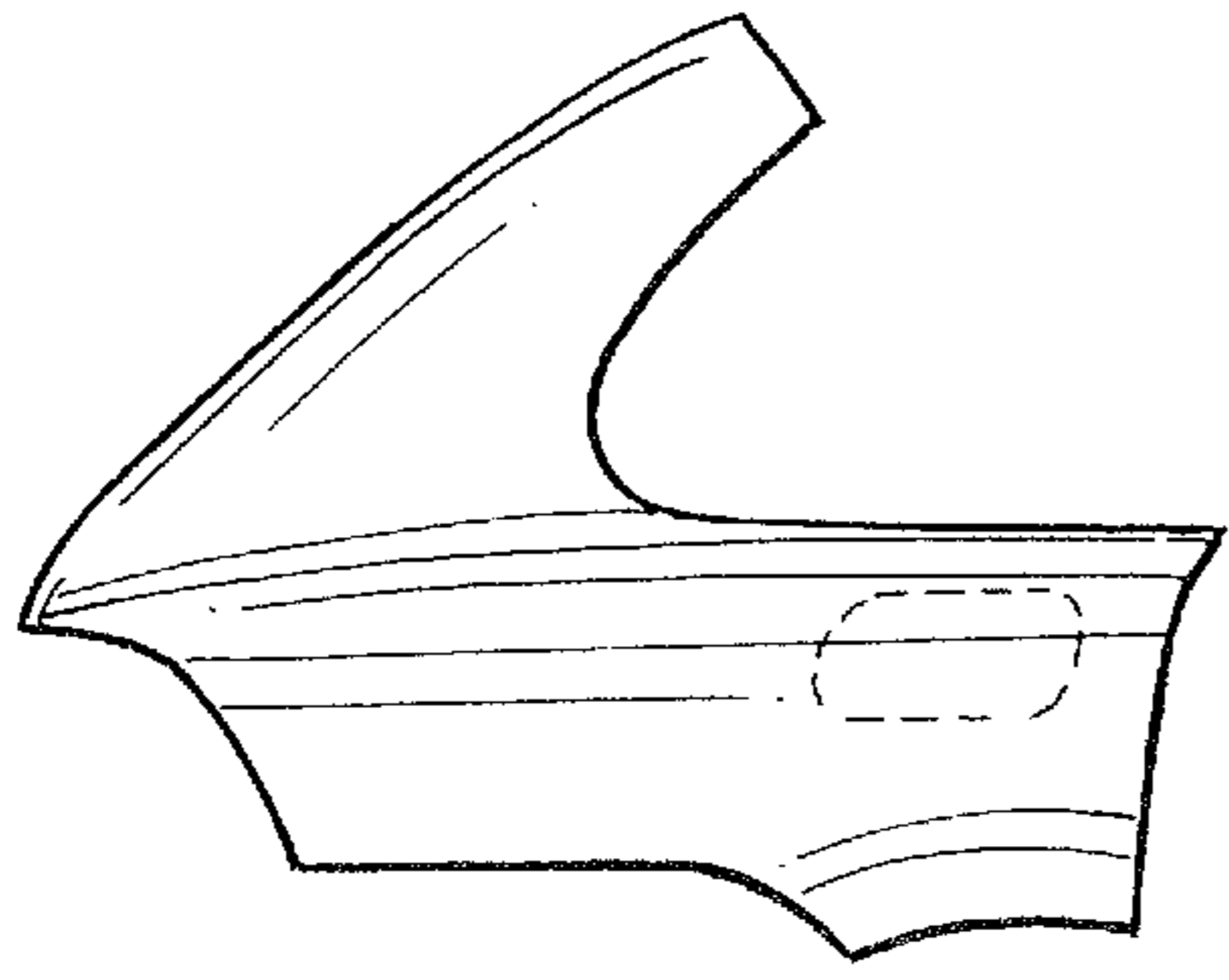


FIG. 1

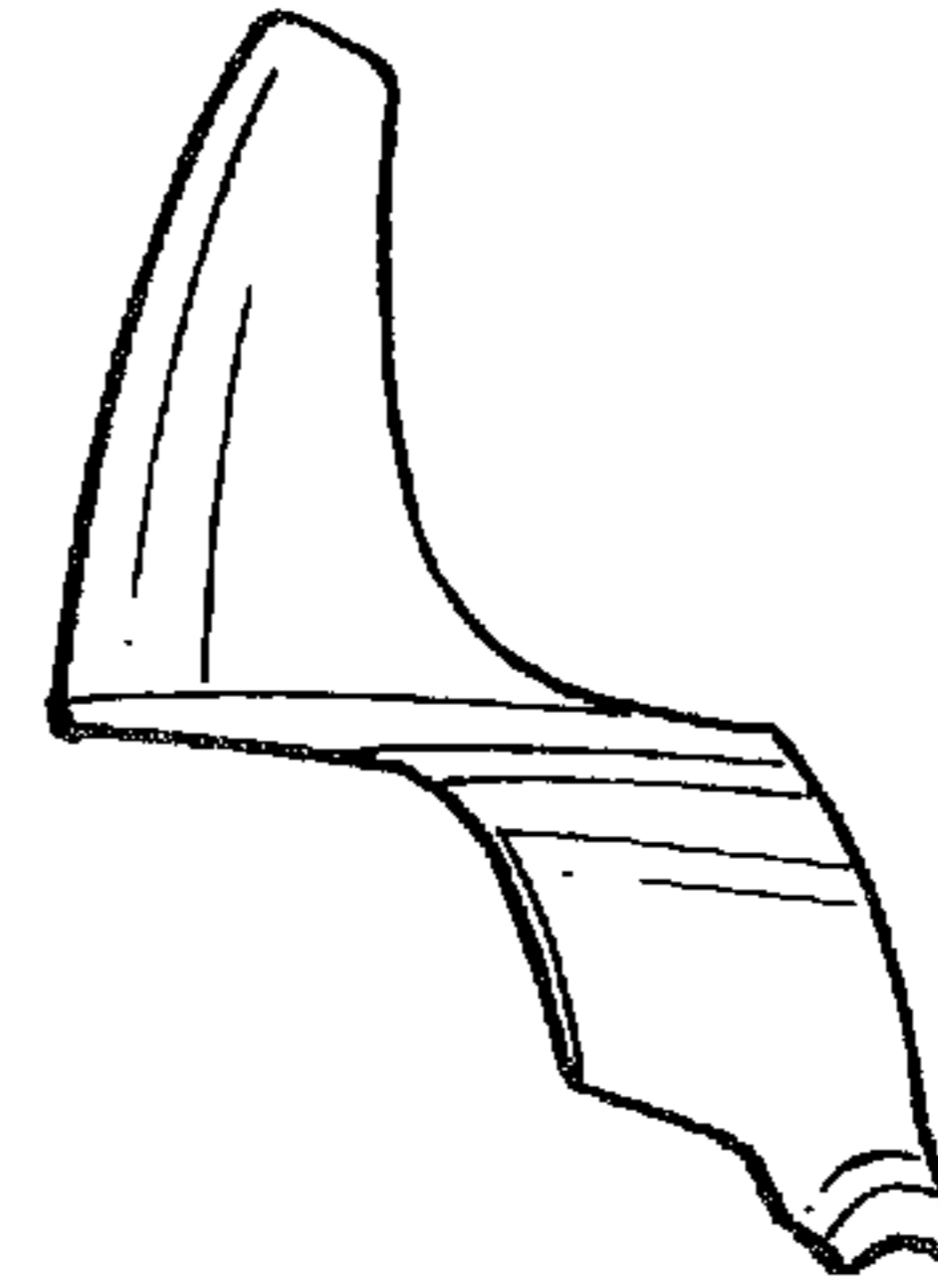


FIG. 2

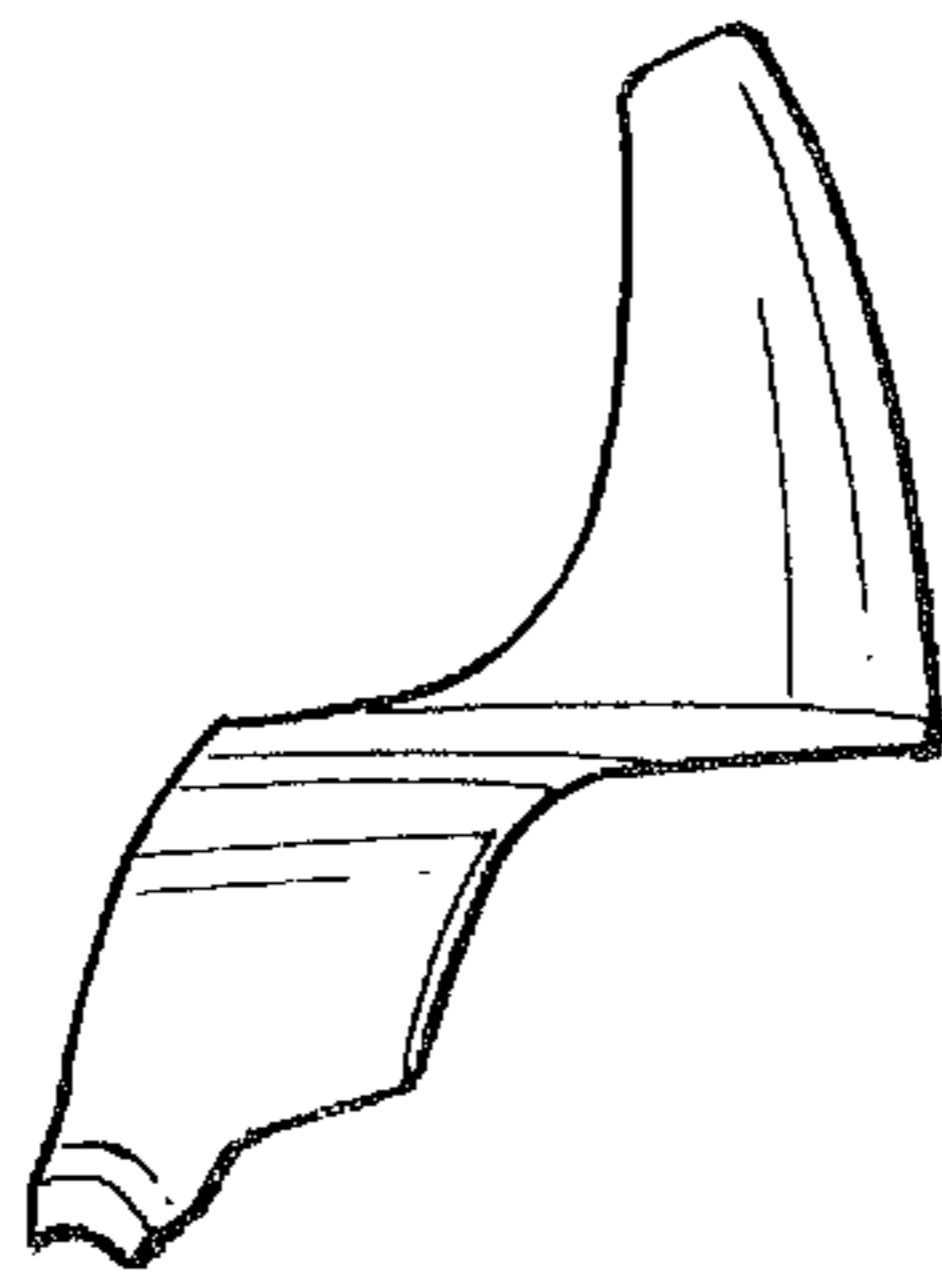


FIG. 3




FIG. 4