



US00D483699S

(12) **United States Design Patent**
Anthony

(10) **Patent No.:** **US D483,699 S**

(45) **Date of Patent:** **** Dec. 16, 2003**

(54) **MOTORCYCLE FLOORBOARD**

(76) Inventor: **Michael S. Anthony**, 1010 Penn Ave.,
Ardsley, PA (US) 19038

(**) Term: **14 Years**

(21) Appl. No.: **29/176,129**

(22) Filed: **Feb. 20, 2003**

(51) **LOC (7) Cl.** **12-11**

(52) **U.S. Cl.** **D12/114**

(58) **Field of Search** D12/110, 114,
D12/122, 125, 203; 280/288.4, 291, 163;
74/564; 296/75; 180/219, 90.6

(56) **References Cited**

U.S. PATENT DOCUMENTS

4,401,315 A	8/1983	Pavincic	280/259
4,546,993 A	10/1985	Walker	280/291
4,802,684 A *	2/1989	Bennett et al.	280/291

* cited by examiner

Primary Examiner—Alan P. Douglas

Assistant Examiner—Linda Brooks

(74) *Attorney, Agent, or Firm*—Gregory J. Gore

(57) **CLAIM**

The ornamental design for a motorcycle floorboard, as shown and described.

DESCRIPTION

FIG. 1 is an isometric view showing my new design for a motorcycle floorboard;
FIG. 2 is a bottom view thereof;
FIG. 3 is a left side view thereof;
FIG. 4 is a right side view thereof;
FIG. 5 is a rear view thereof;
FIG. 6 is a front view thereof; and,
FIG. 7 is an isometric view showing the environment of the new design with an additional structure shown in phantom for illustrative purposes only and forming no part of the claimed design.

1 Claim, 3 Drawing Sheets

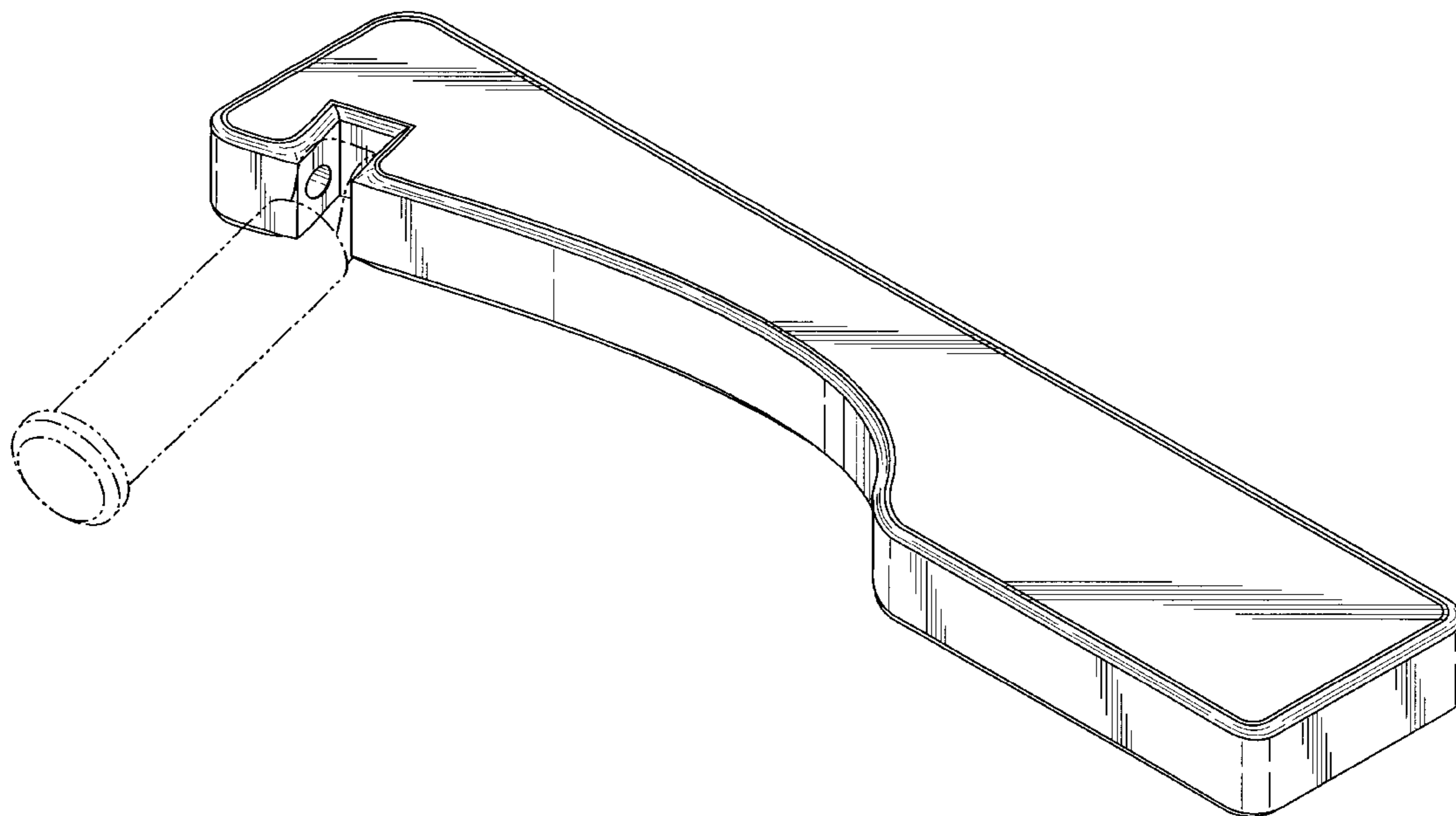


FIG. 1

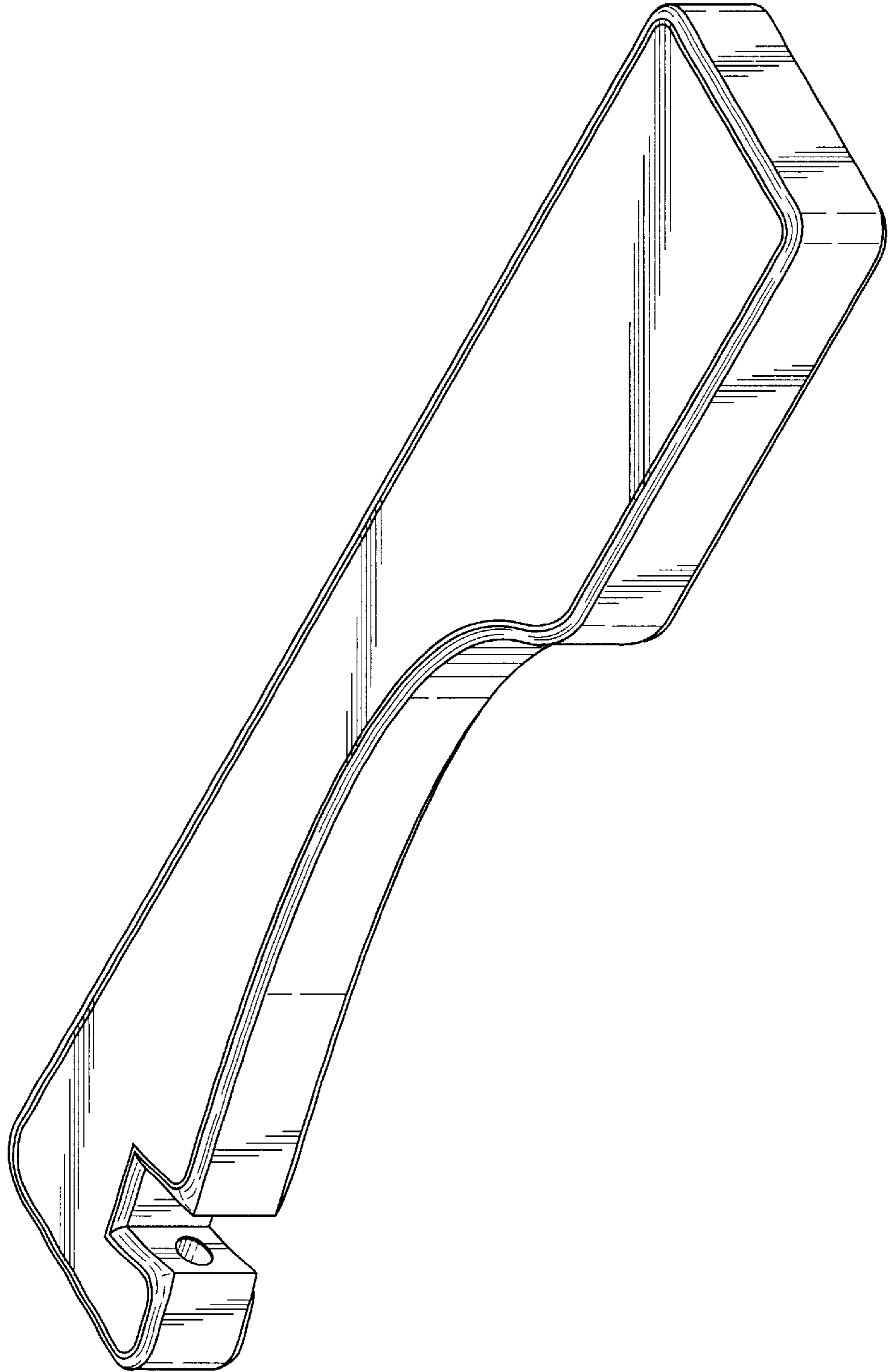


FIG.2

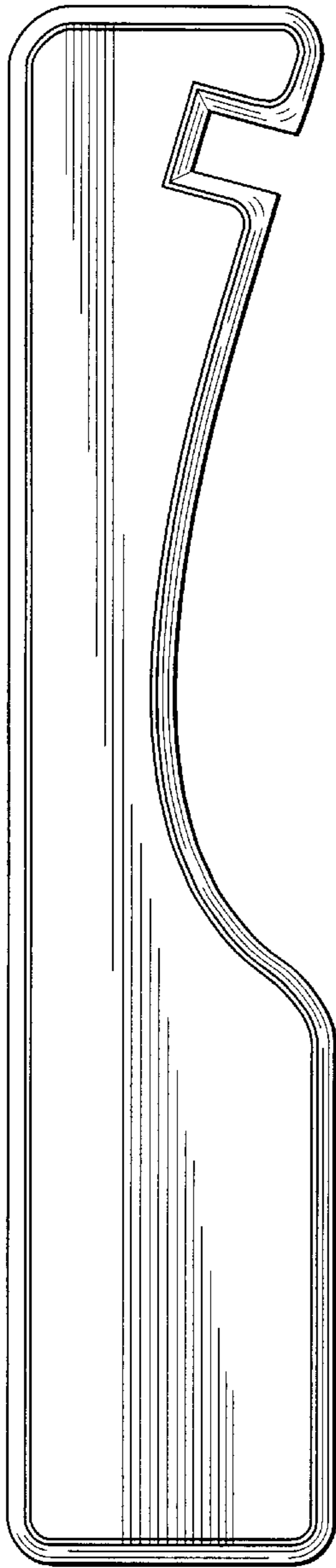


FIG.3

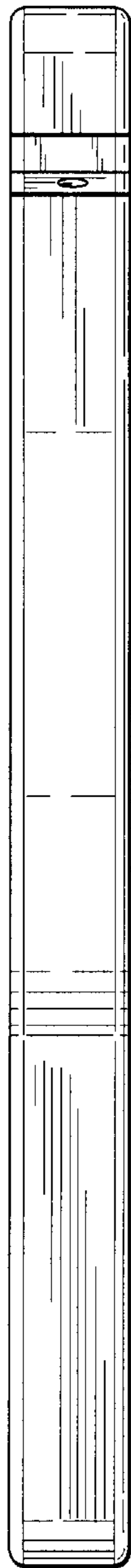


FIG.4

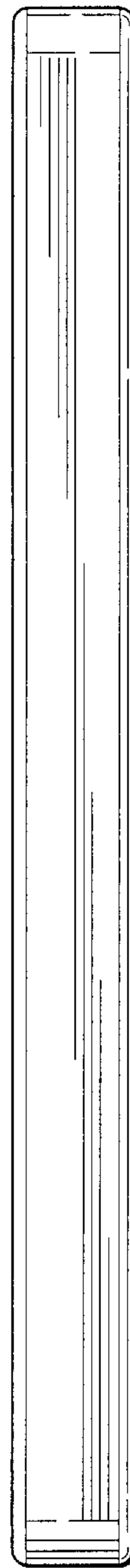


FIG.5

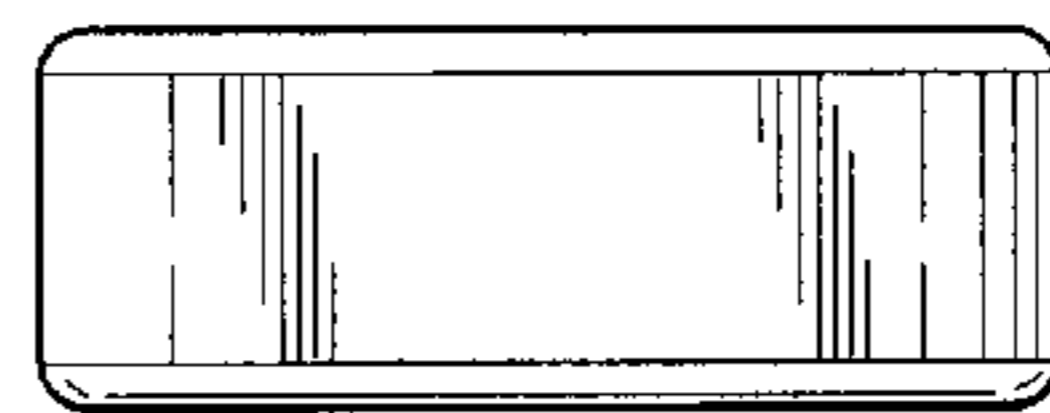



FIG.6

FIG. 7

