



US00D483688S

(12) **United States Design Patent**  
**Kent et al.**

(10) **Patent No.:** **US D483,688 S**

(45) **Date of Patent:** **\*\* Dec. 16, 2003**

(54) **ORNAMENT**

(76) Inventors: **Dennis J. Kent**, P.O. Box 30778,  
Portland, OR (US) 97294-3778; **Janet**  
**L. Kent**, P.O. Box 30778, Portland, OR  
(US) 97294-3778

(\*\*) Term: **14 Years**

(21) Appl. No.: **29/169,978**

(22) Filed: **Oct. 28, 2002**

(51) **LOC (7) Cl.** ..... **11-02**

(52) **U.S. Cl.** ..... **D11/131; D11/141**

(58) **Field of Search** ..... **D11/117, 121,**  
**D11/125, 131, 141; 428/7-9**

(56) **References Cited**

**U.S. PATENT DOCUMENTS**

1,216,580	A	*	2/1917	Levi	.....	428/7
D93,890	S	*	11/1934	Raymond	.....	D11/121
2,197,577	A	*	4/1940	Crosser	.....	428/7
D209,517	S	*	12/1967	Burnbaum	.....	D11/121
4,517,758	A	*	5/1985	Thompson	.....	428/7
4,578,291	A	*	3/1986	Miner	.....	428/8
D389,090	S	*	1/1998	Armijo	.....	D11/141
D399,780	S	*	10/1998	Kauderer	.....	D11/131
D413,078	S	*	8/1999	Hanson	.....	D11/141
D449,792	S		10/2001	Nadeau et al.		

**OTHER PUBLICATIONS**

Imported by SunStar Ltd of L.A.—spinning wind ornament  
(1 page).

Tranceglow—spinning wind ornament (2 pages).

\* cited by examiner

*Primary Examiner*—Dominic Simone

(74) *Attorney, Agent, or Firm*—Chernoff Vilhauer McClung  
& Stenzel LLP

(57) **CLAIM**

The ornamental design for an ornament, as shown and  
described.

**DESCRIPTION**

FIG. 1. is a front view of an ornament, the rear view being  
a mirror image thereof.

FIG. 2 is a right side view of the ornament of FIG. 1, the left  
side view being a mirror image thereof.

FIG. 3 is a top view of the ornament of FIG. 1, the bottom  
view being a mirror image thereof.

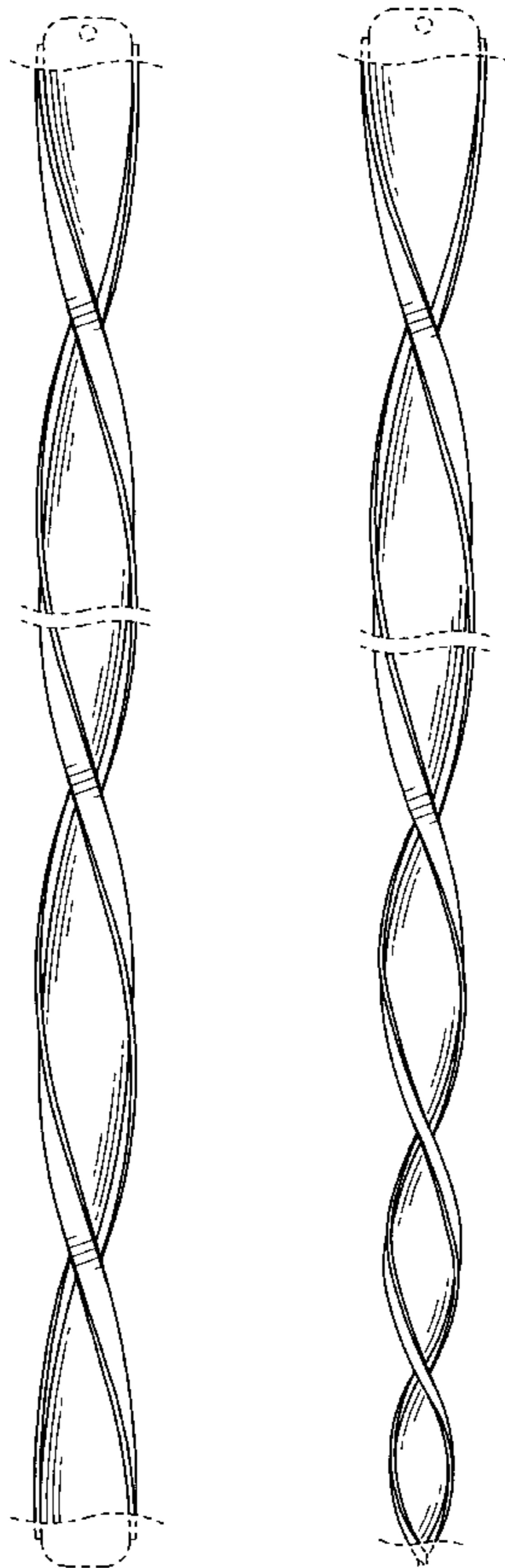
FIG. 4 is a front view of another embodiment of an orna-  
ment, the rear view being a mirror image thereof.

FIG. 5 is a right side view of the ornament of FIG. 4, the left  
side view being a mirror image thereof.

FIG. 6 is a top view of the ornament of FIG. 4; and,

FIG. 7 is a bottom view of the ornament of FIG. 4.

**1 Claim, 2 Drawing Sheets**



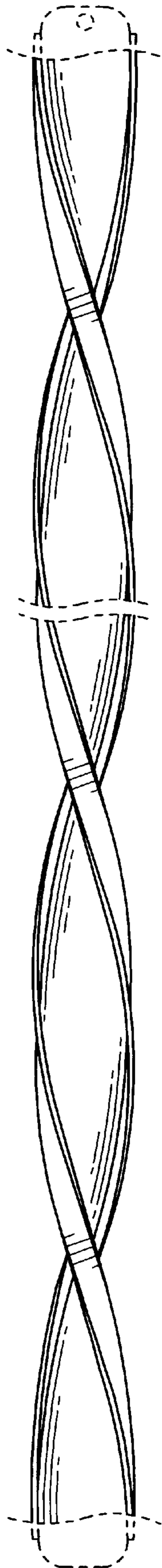


FIG.1

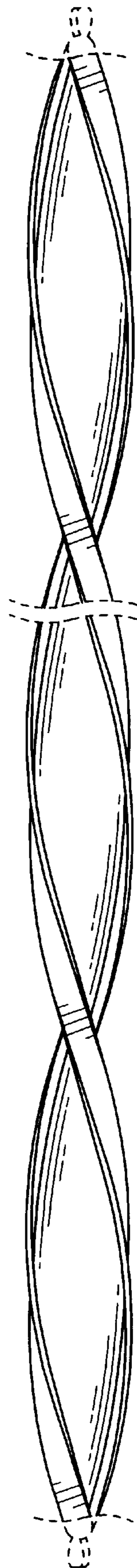


FIG.2

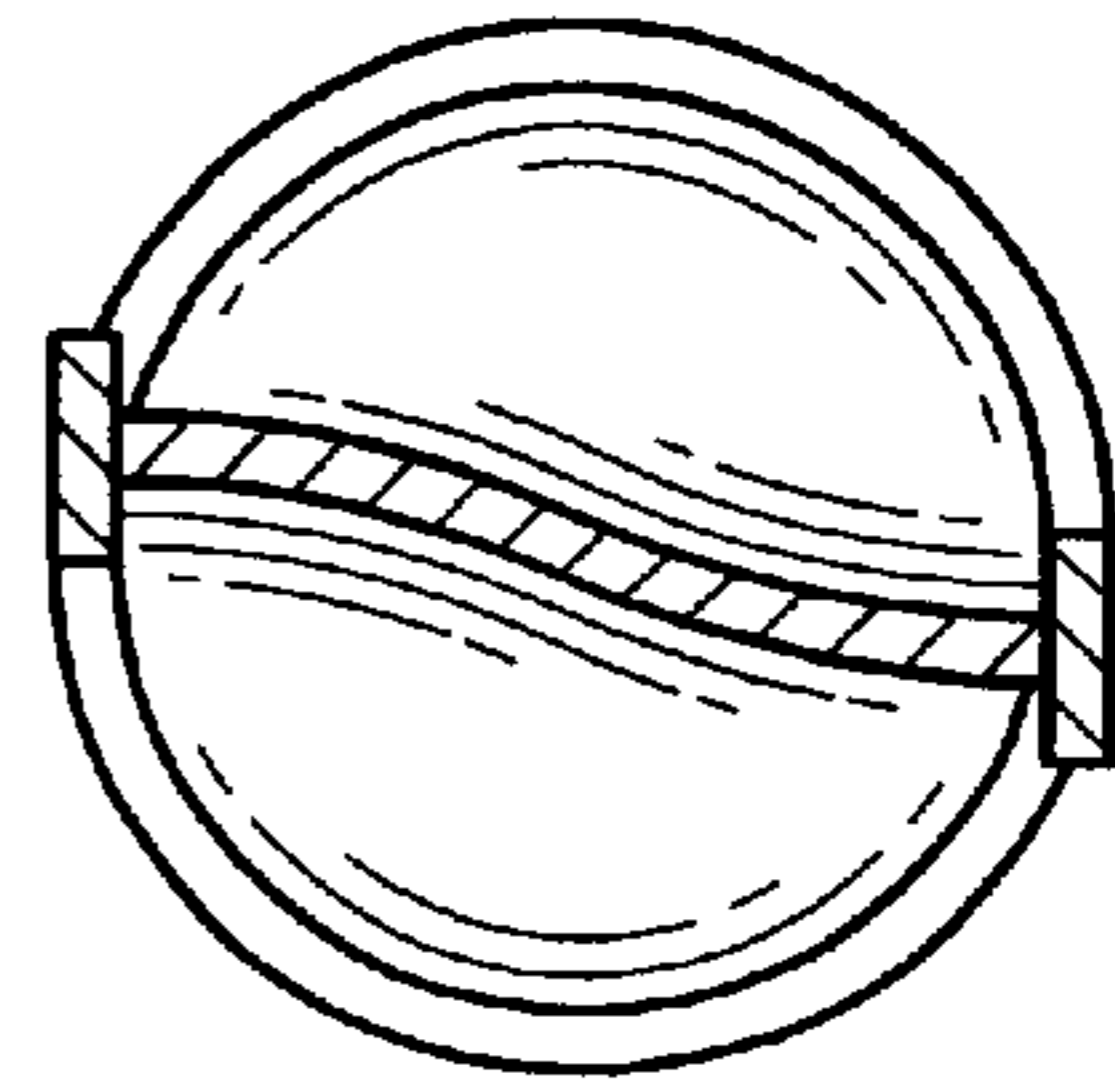


FIG.3

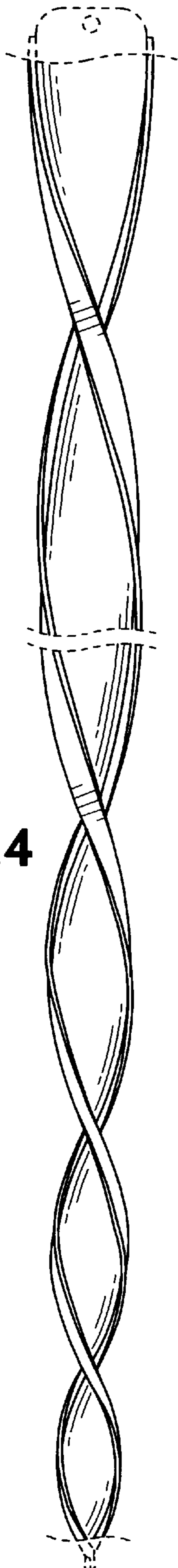


FIG. 4

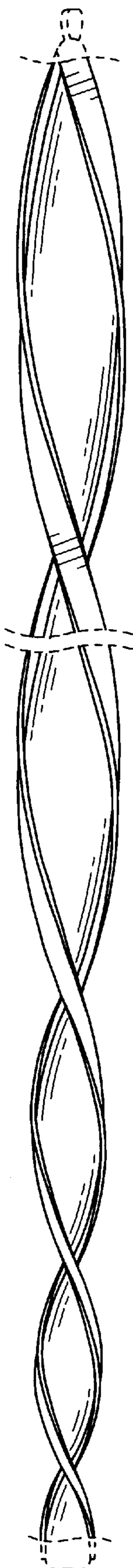


FIG. 5

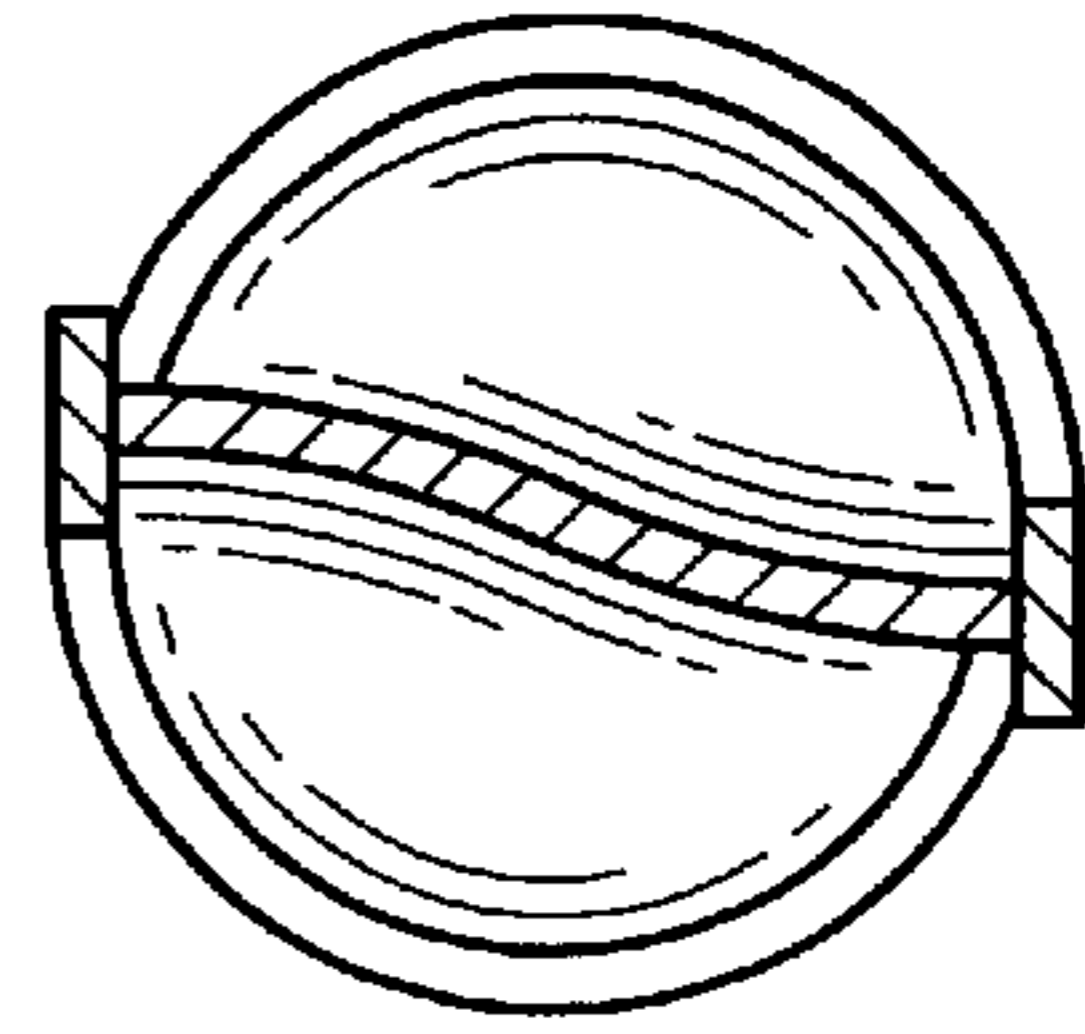


FIG. 6

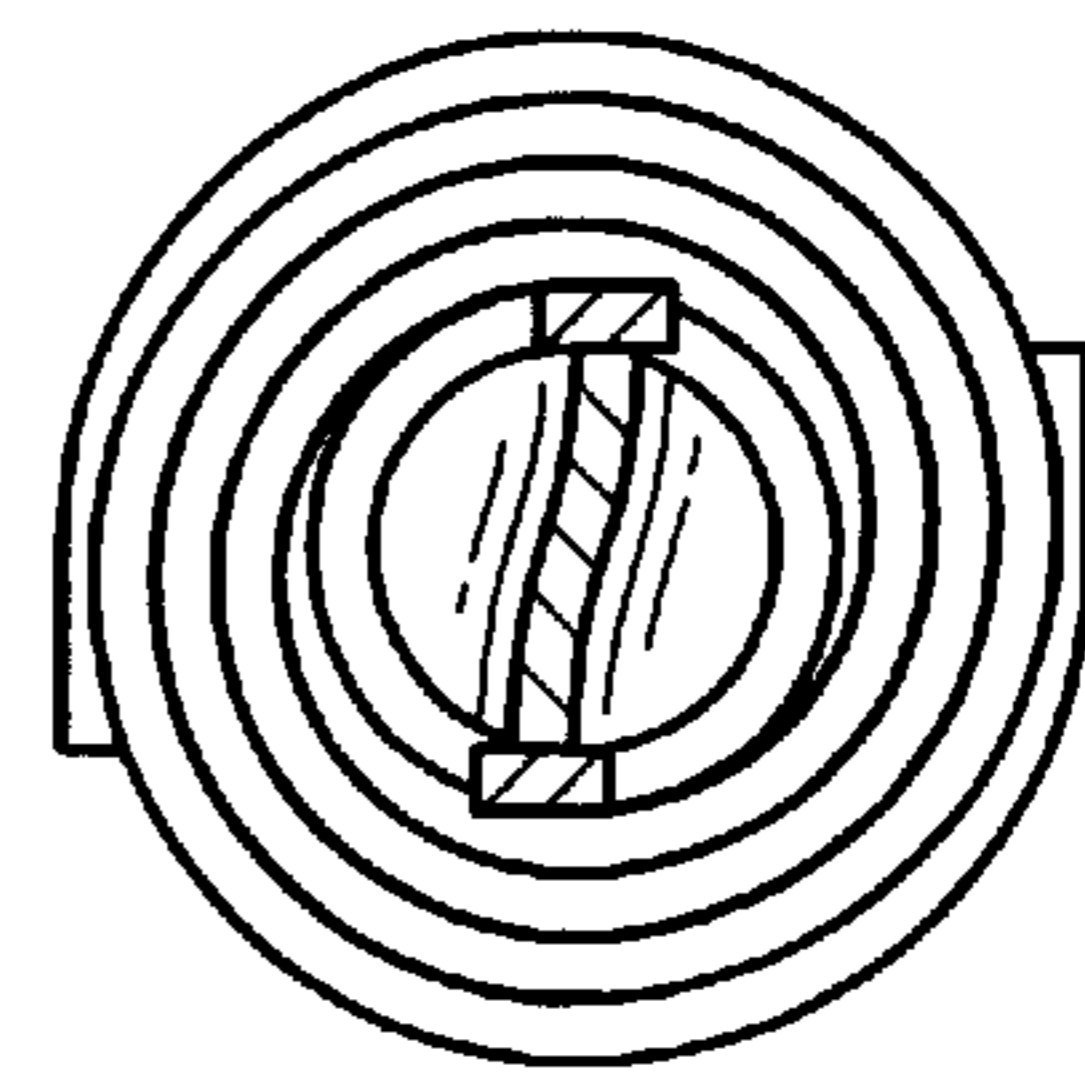


FIG. 7