



US00D483686S

(12) **United States Design Patent**  
**Bamminger et al.**

(10) **Patent No.:** **US D483,686 S**

(45) **Date of Patent:** **\*\* Dec. 16, 2003**

(54) **NATURAL OR ARTIFICIAL GEMSTONE OR ORNAMENTAL OBJECT MADE OF GLASS**

(75) Inventors: **Wolfgang Bamminger**, Schwaz (AT);  
**Herbert Öfner**, Wattens (AT); **Michael Winter**, Schwaz (AT)

(73) Assignee: **Swarovski Aktiengesellschaft**, Triesen (LI)

(\*\*) Term: **14 Years**

(21) Appl. No.: **29/167,193**

(22) Filed: **Sep. 11, 2002**

(30) **Foreign Application Priority Data**

|               |      |       |           |
|---------------|------|-------|-----------|
| Mar. 13, 2002 | (AT) | ..... | 2002-971  |
| Mar. 13, 2002 | (AT) | ..... | 2002-972  |
| Mar. 13, 2002 | (AT) | ..... | 2002-973  |
| Mar. 13, 2002 | (AT) | ..... | 2002-974  |
| Mar. 13, 2002 | (AT) | ..... | 2002-975  |
| Mar. 13, 2002 | (AT) | ..... | 2002-976  |
| Mar. 13, 2002 | (AT) | ..... | 2002-977  |
| Mar. 13, 2002 | (AT) | ..... | 2002-978  |
| Mar. 13, 2002 | (AT) | ..... | 2002-979  |
| Mar. 13, 2002 | (AT) | ..... | 2002-980  |
| Mar. 13, 2002 | (AT) | ..... | 2002-981  |
| Mar. 13, 2002 | (AT) | ..... | 2002-982  |
| Mar. 13, 2002 | (AT) | ..... | 2002-983  |
| Mar. 13, 2002 | (AT) | ..... | 2002-984  |
| Mar. 13, 2002 | (AT) | ..... | 2002-985  |
| Mar. 13, 2002 | (AT) | ..... | 2002-986  |
| Mar. 13, 2002 | (AT) | ..... | 2002-987  |
| Mar. 13, 2002 | (AT) | ..... | 2002-988  |
| Mar. 13, 2002 | (AT) | ..... | 2002-989  |
| Mar. 13, 2002 | (AT) | ..... | 2002-990  |
| Mar. 13, 2002 | (AT) | ..... | 2002-991  |
| Mar. 13, 2002 | (AT) | ..... | 2002-992  |
| May 5, 2002   | (AT) | ..... | 2002-1452 |

(51) **LOC (7) Cl.** ..... **11-01**

(52) **U.S. Cl.** ..... **D11/90**

(58) **Field of Search** ..... D11/1, 2, 26-29,  
D11/89-92; 63/26-28, 32

(56) **References Cited**

**U.S. PATENT DOCUMENTS**

D407,036 S \* 3/1999 Reisigl ..... D11/90

|              |   |         |                  |       |        |
|--------------|---|---------|------------------|-------|--------|
| D409,944 S   | * | 5/1999  | Reisigl          | ..... | D11/90 |
| D422,513 S   | * | 4/2000  | Bodino           | ..... | D10/32 |
| D422,881 S   | * | 4/2000  | DePass           | ..... | D8/337 |
| D431,794 S   | * | 10/2000 | Reisigl          | ..... | D11/90 |
| D434,341 S   | * | 11/2000 | Kavalek          | ..... | D11/90 |
| D434,691 S   | * | 12/2000 | Swarovski        | ..... | D11/90 |
| D435,477 S   | * | 12/2000 | Kavalek          | ..... | D11/90 |
| D441,684 S   | * | 5/2001  | Kavalek          | ..... | D11/90 |
| D442,513 S   | * | 5/2001  | Kavalek          | ..... | D11/90 |
| D460,376 S   | * | 7/2002  | Bamminger et al. | ..... | D11/90 |
| 6,422,039 B2 | * | 7/2002  | Bamminger et al. | ..... | 63/32  |

**FOREIGN PATENT DOCUMENTS**

CZ 28710 5/1999

\* cited by examiner

*Primary Examiner*—Ralf Seifert

(74) *Attorney, Agent, or Firm*—Wenderoth, Lind & Ponack, L.L.P.

(57) **CLAIM**

The ornamental design for a natural or artificial gemstone or ornamental object made of glass, as shown and described.

**DESCRIPTION**

FIG. 1 is a bottom view of a natural or artificial gemstone or ornamental object made of glass according to a first embodiment of the present invention;

FIG. 2 is a point-down side view taken from the lower side of FIG. 1;

FIG. 3 is a point-up side view taken from the upper side of FIG. 1;

FIG. 4 is a top view of the first embodiment;

FIG. 5 is a side view taken from the right side of FIG. 4;

FIG. 6 is a side view taken from the left side of FIG. 4;

FIG. 7 is a bottom view of a natural or artificial gemstone or ornamental object made of glass according to a second embodiment of the present invention;

FIG. 8 is a point-down side view taken from the lower side of FIG. 7;

FIG. 9 is a point-up side view taken from the upper side of FIG. 7;

FIG. 10 is a top view of the second embodiment;

FIG. 11 is a side view taken from the right side of FIG. 10; and,

FIG. 12 is a side view taken from the left side of FIG. 10.

**1 Claim, 2 Drawing Sheets**

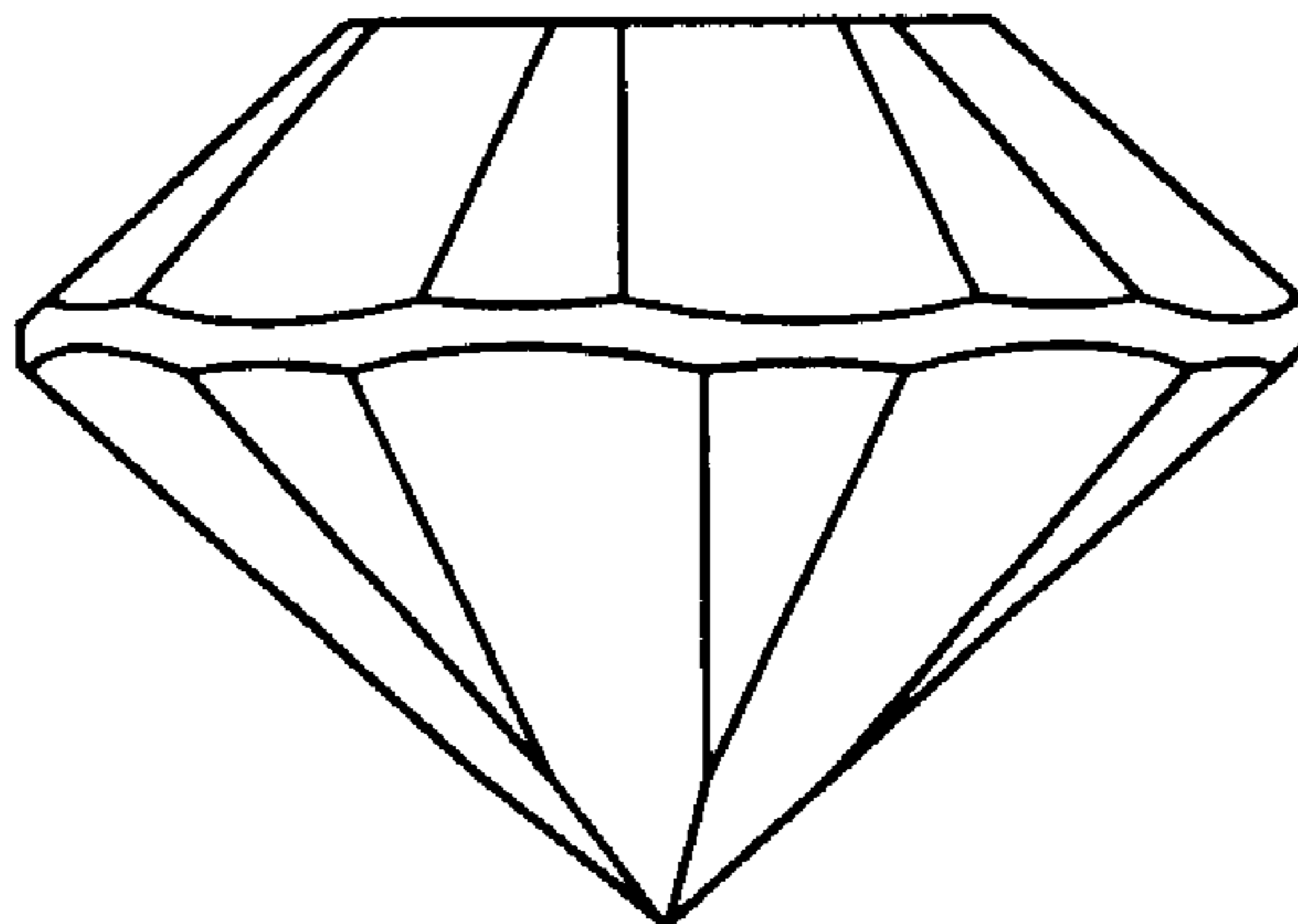


Fig. 1

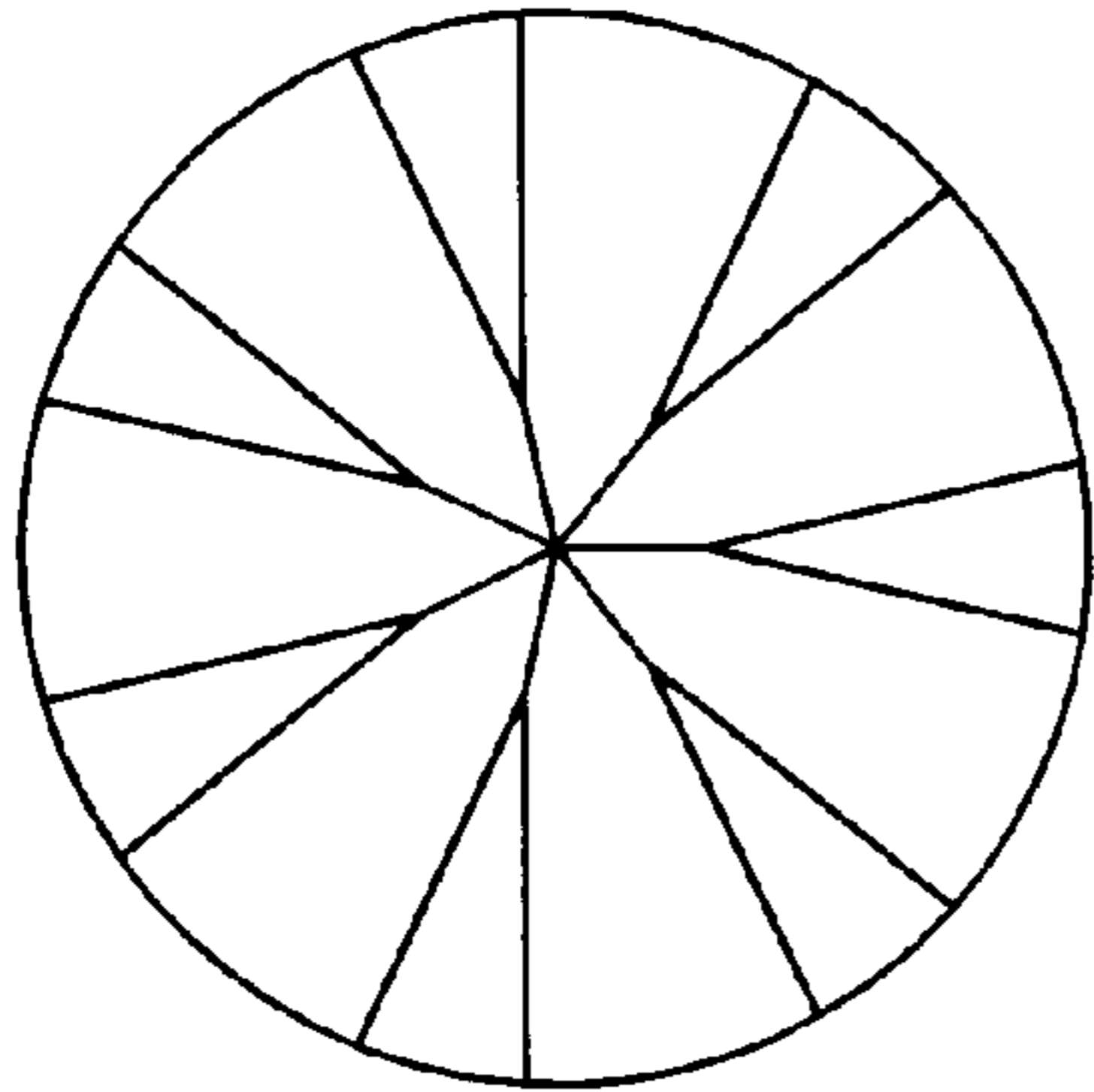


Fig. 2

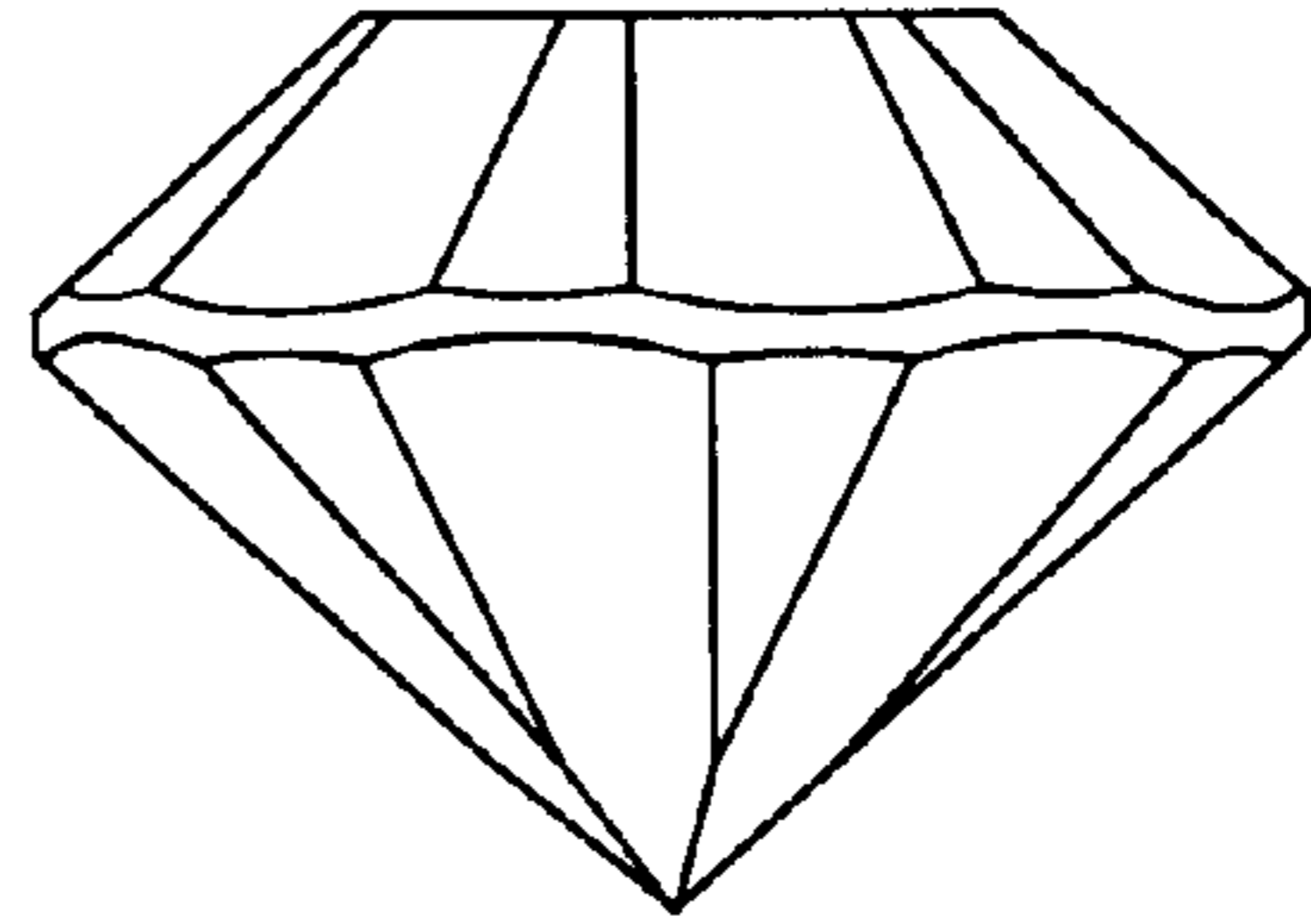


Fig. 3

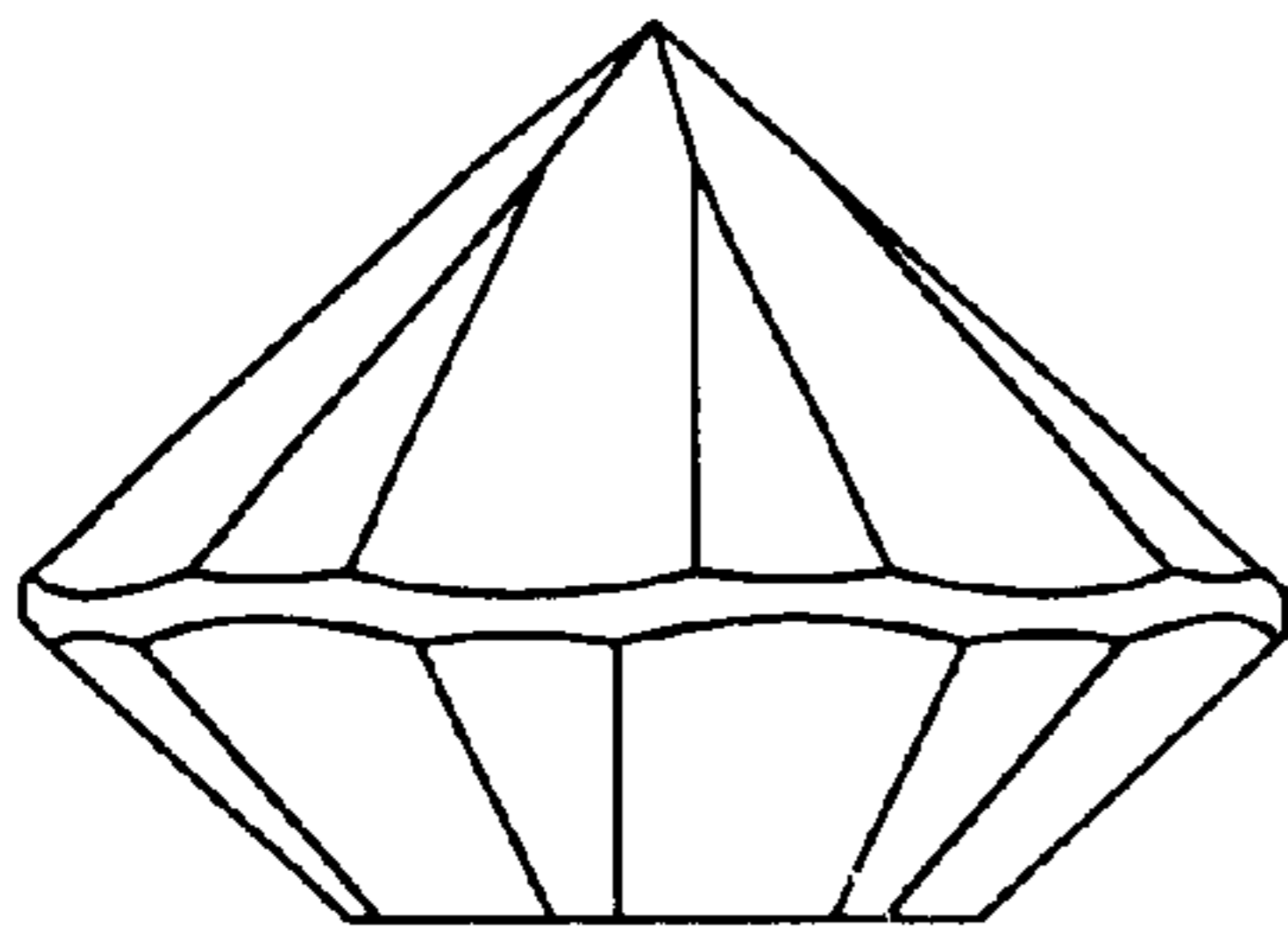


Fig. 4

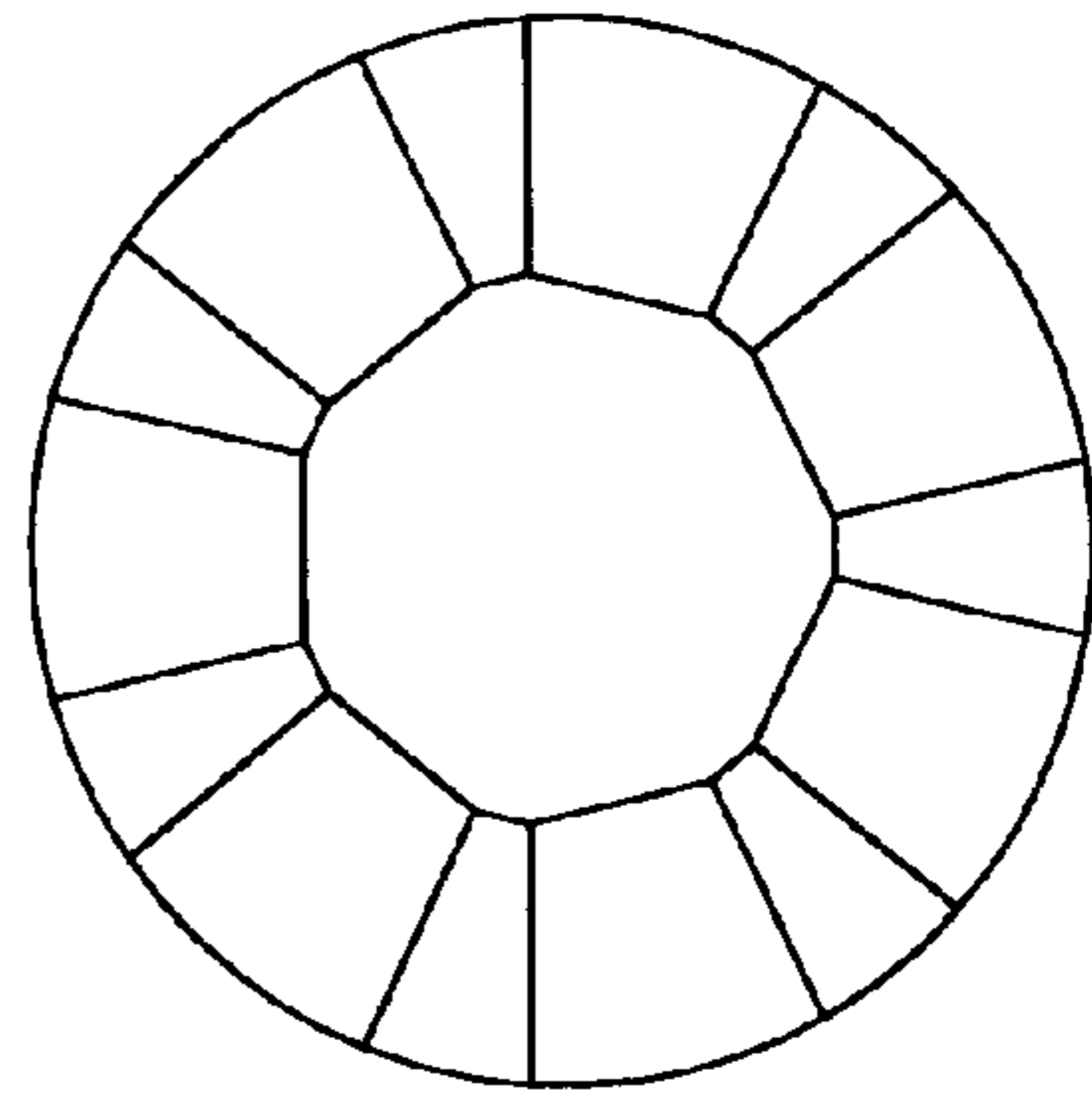


Fig. 5

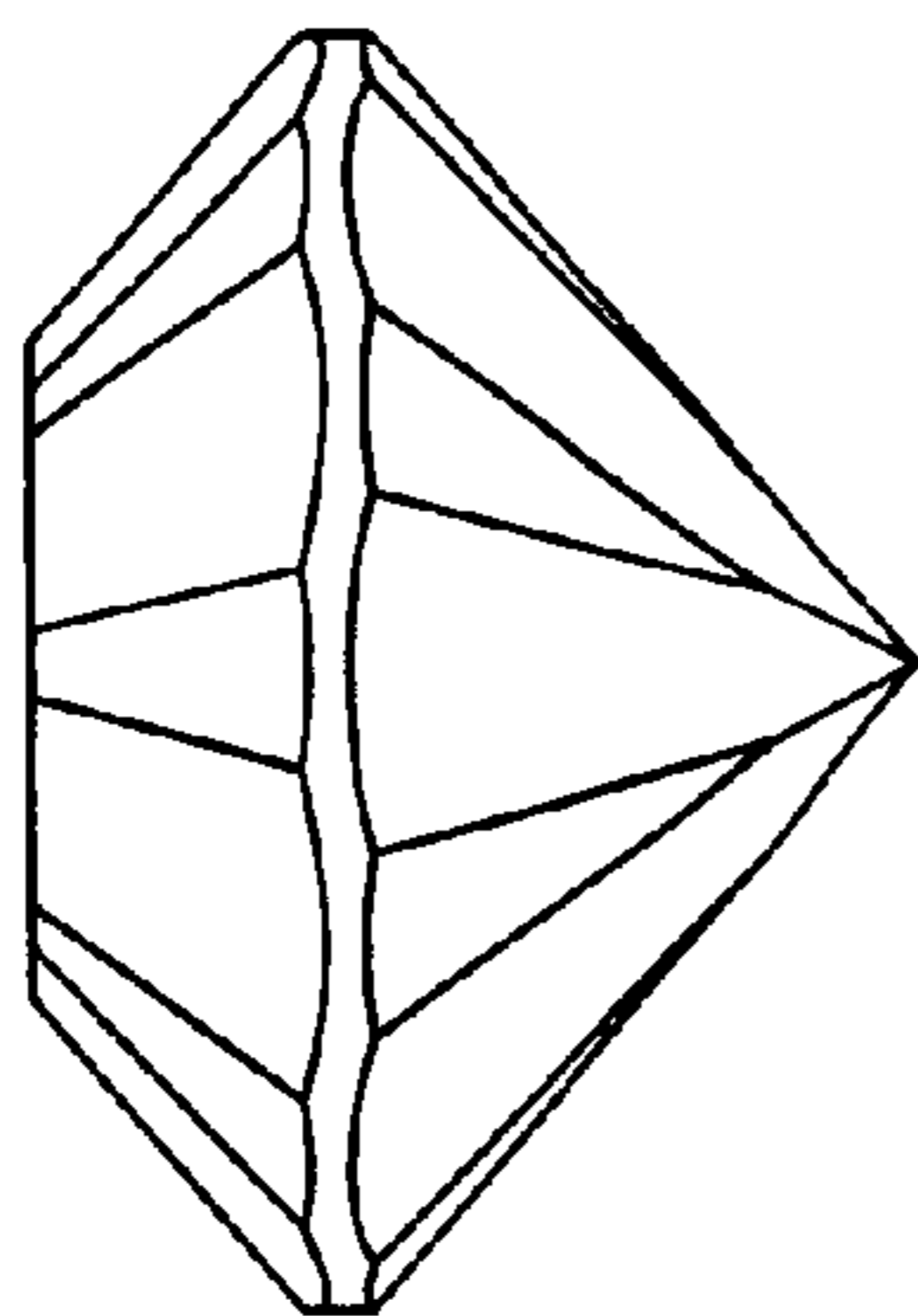


Fig. 6

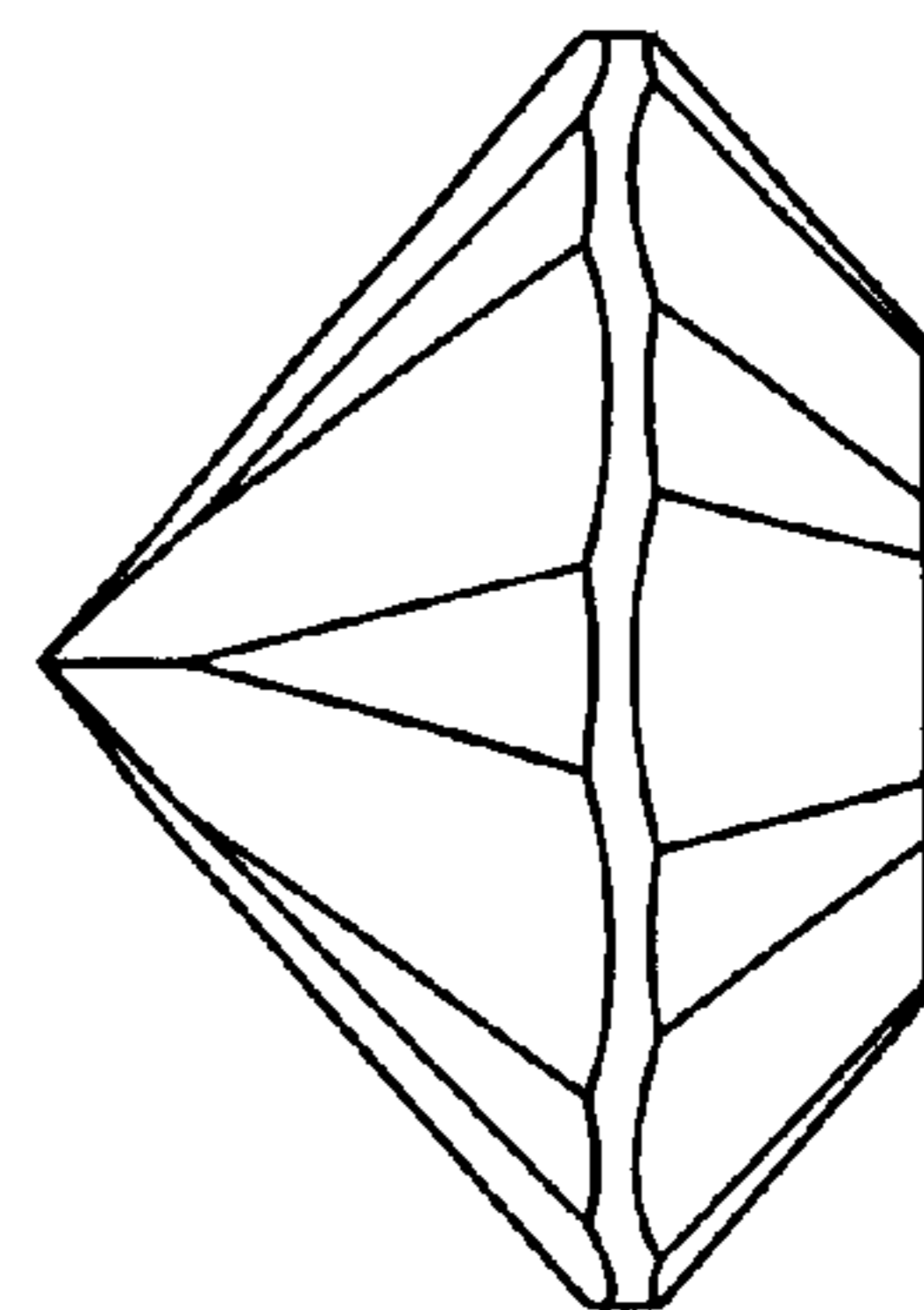


Fig. 7

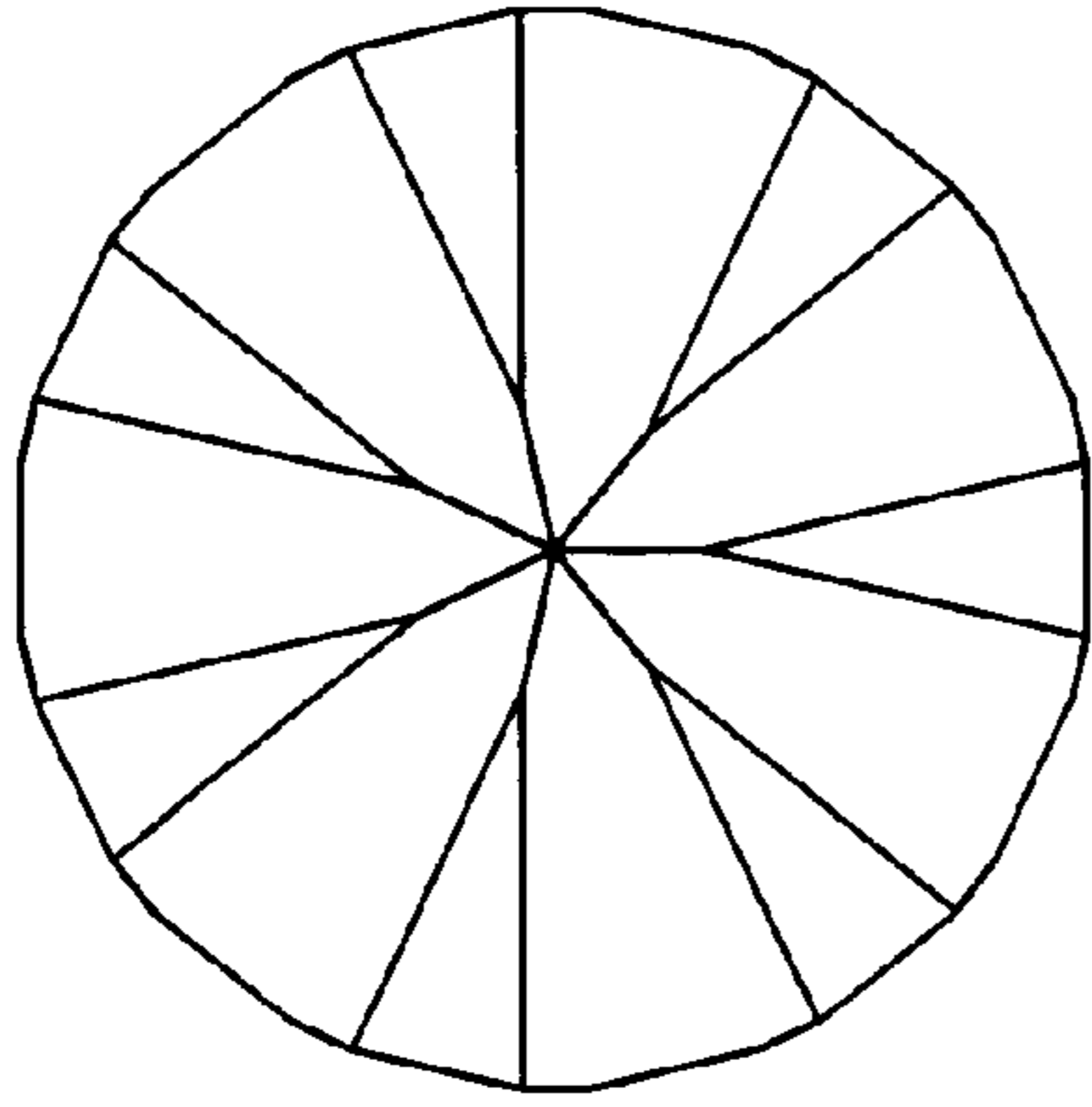


Fig. 8

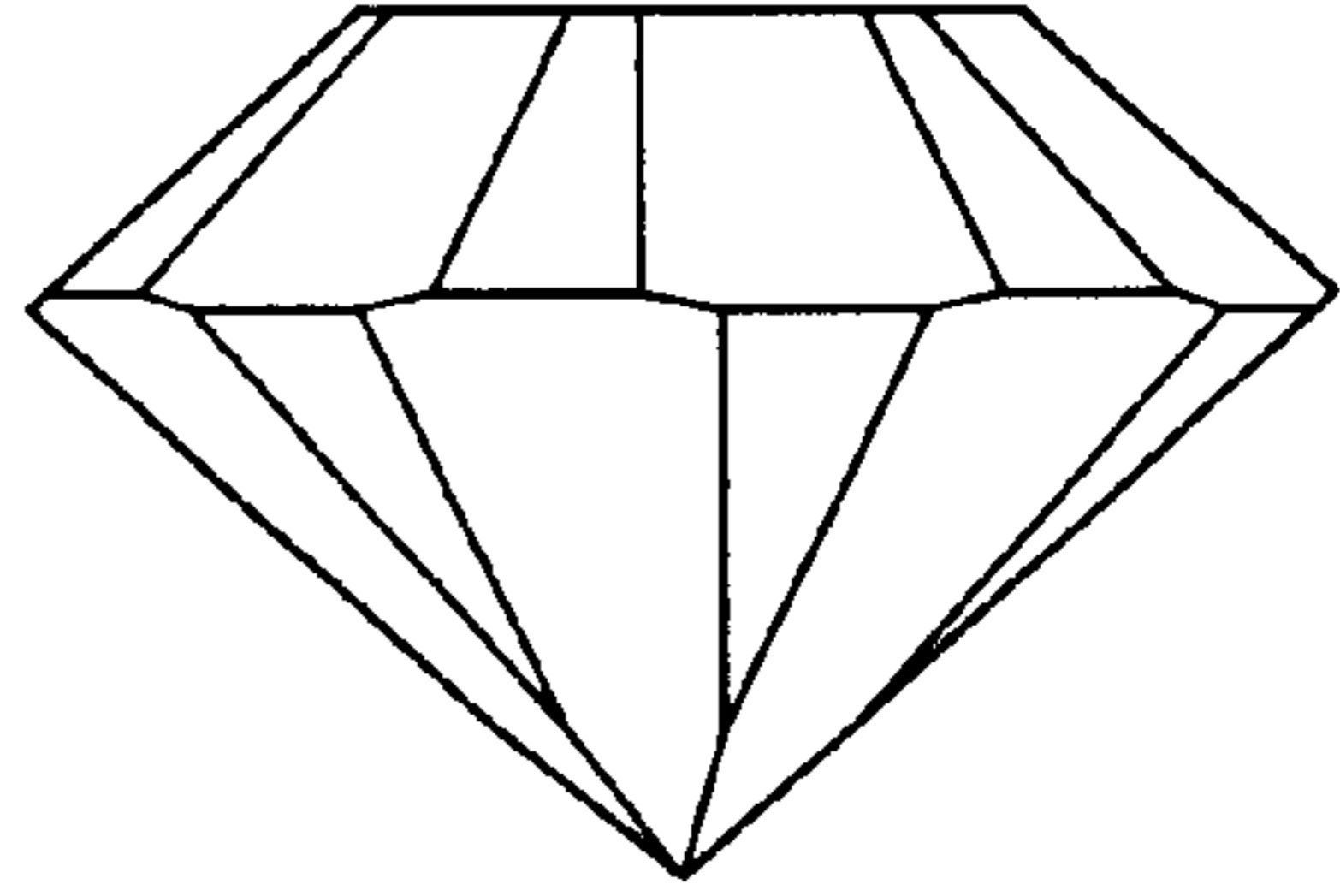


Fig. 9

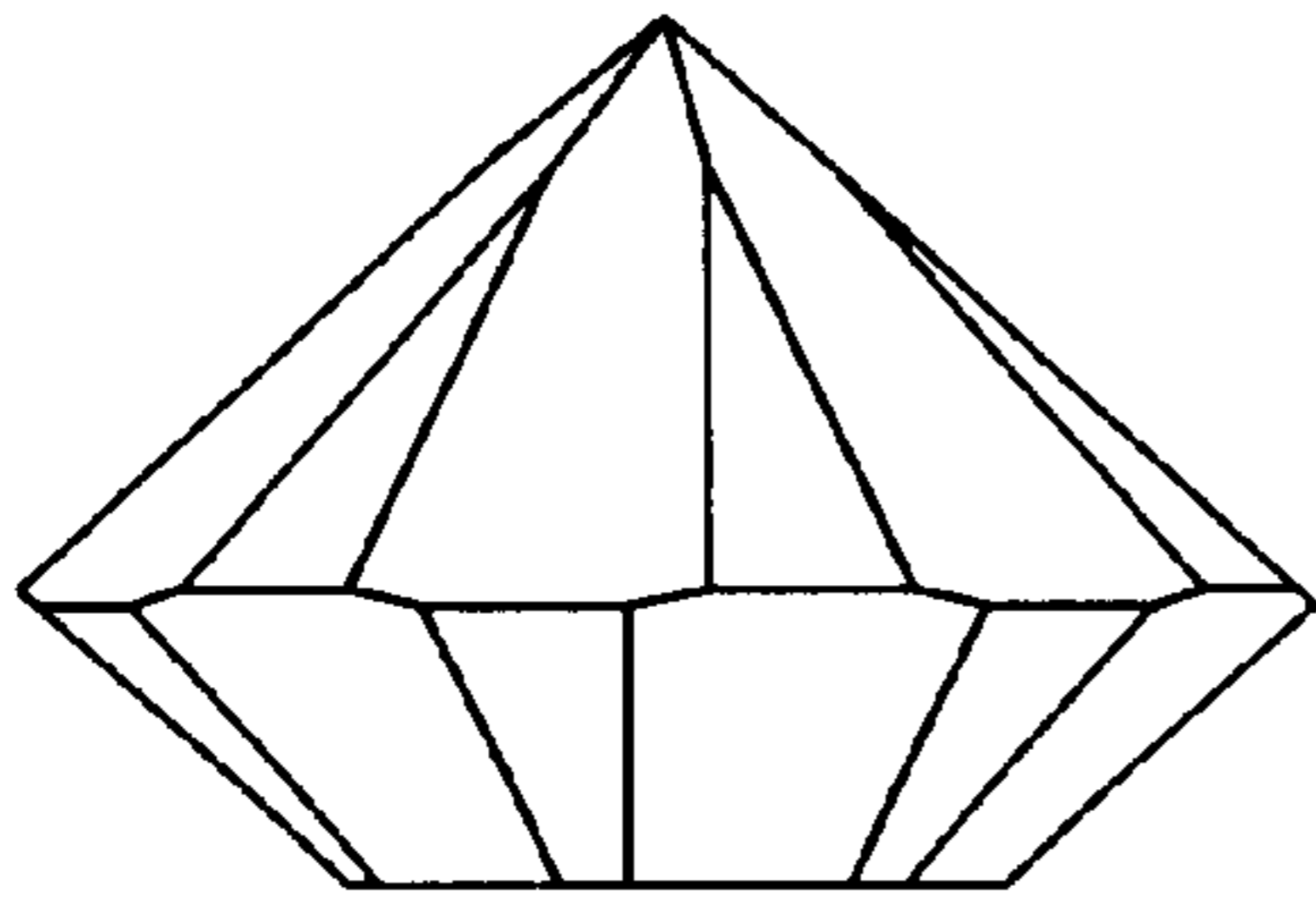


Fig. 10

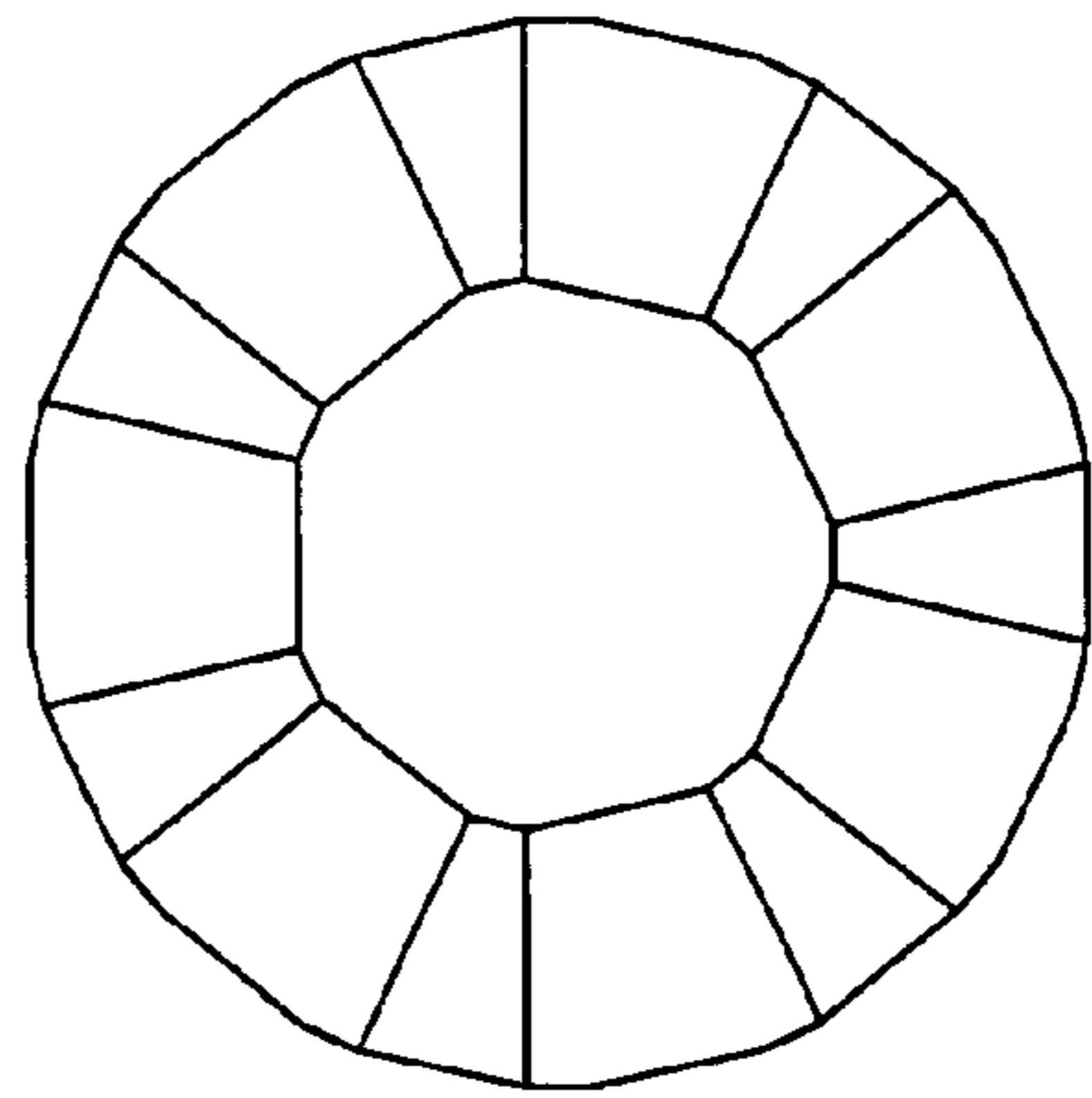


Fig. 11

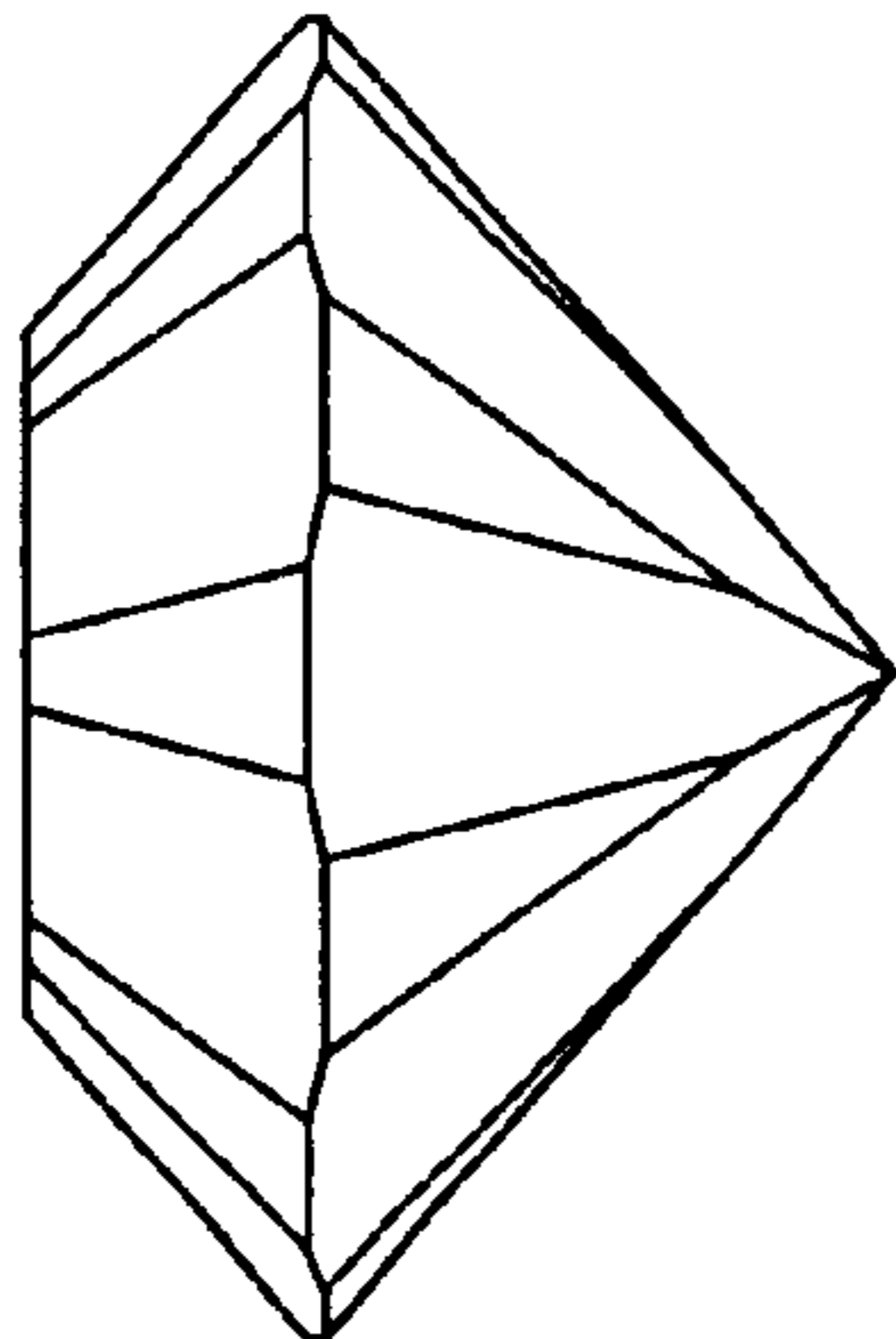


Fig. 12

