



US00D483682S

(12) **United States Design Patent**
Cahill et al.

(10) **Patent No.:** **US D483,682 S**

(45) **Date of Patent:** **** Dec. 16, 2003**

(54) **ELECTRICAL SWITCH GRIP AND
INSTALLATION DEVICE**

(75) Inventors: **Bryan Cahill**, Lindsay, CA (US);
Deborah Unser, Lindsay, CA (US)

(73) Assignee: **Pluggrip Products, LLC**, Lindsay, CA
(US)

(**) Term: **14 Years**

(21) Appl. No.: **29/160,095**

(22) Filed: **May 3, 2002**

Related U.S. Application Data

(63) Continuation-in-part of application No. 29/146,415, filed on
Aug. 9, 2001, now Pat. No. Des. 459,666.

(51) **LOC (7) Cl.** **10-04**

(52) **U.S. Cl.** **D10/78**

(58) **Field of Search** D10/78; D13/138.1,
D13/138.2; 324/72.5, 133, 149, 158, 501,
509, 519, 527, 530, 555, 556

(56) **References Cited**

U.S. PATENT DOCUMENTS

1,714,763 A	5/1929	Boyson
D155,149 S	9/1949	Gossard
D155,150 S	9/1949	Gossard
2,748,359 A	5/1956	Swan
D182,942 S	5/1958	Wrubel
D242,464 S	11/1976	Acosta

4,034,284 A	7/1977	Peplow
4,164,702 A	8/1979	Pereda
4,290,591 A	9/1981	Smith
4,888,879 A	12/1989	Dixon
5,168,235 A	12/1992	Bonner
5,285,163 A	2/1994	Liotta
D357,459 S	4/1995	Warden
5,409,397 A	4/1995	Karman
5,516,305 A	5/1996	Haluska
D405,222 S	2/1999	Gilbert, Jr. et al.
6,218,844 B1	4/2001	Wong et al.

OTHER PUBLICATIONS

Sales brochure, Oct. 2000.

Primary Examiner—Antoine Duval Davis

(74) *Attorney, Agent, or Firm*—Mark D. Miller


(57) **CLAIM**

The ornamental design of an electrical switch grip and
installation device, as shown.

DESCRIPTION

FIG. 1 is a perspective view of the electrical switch grip and
installation device showing our new design;
FIG. 2 is a side elevational view thereof;
FIG. 3 is an end elevational view thereof;
FIG. 4 is a top plan view thereof;
FIG. 5 is an opposite side elevational view thereof;
FIG. 6 is an opposite end elevational view thereof; and,
FIG. 7 is a bottom view thereof.

1 Claim, 1 Drawing Sheet






FIG. 1

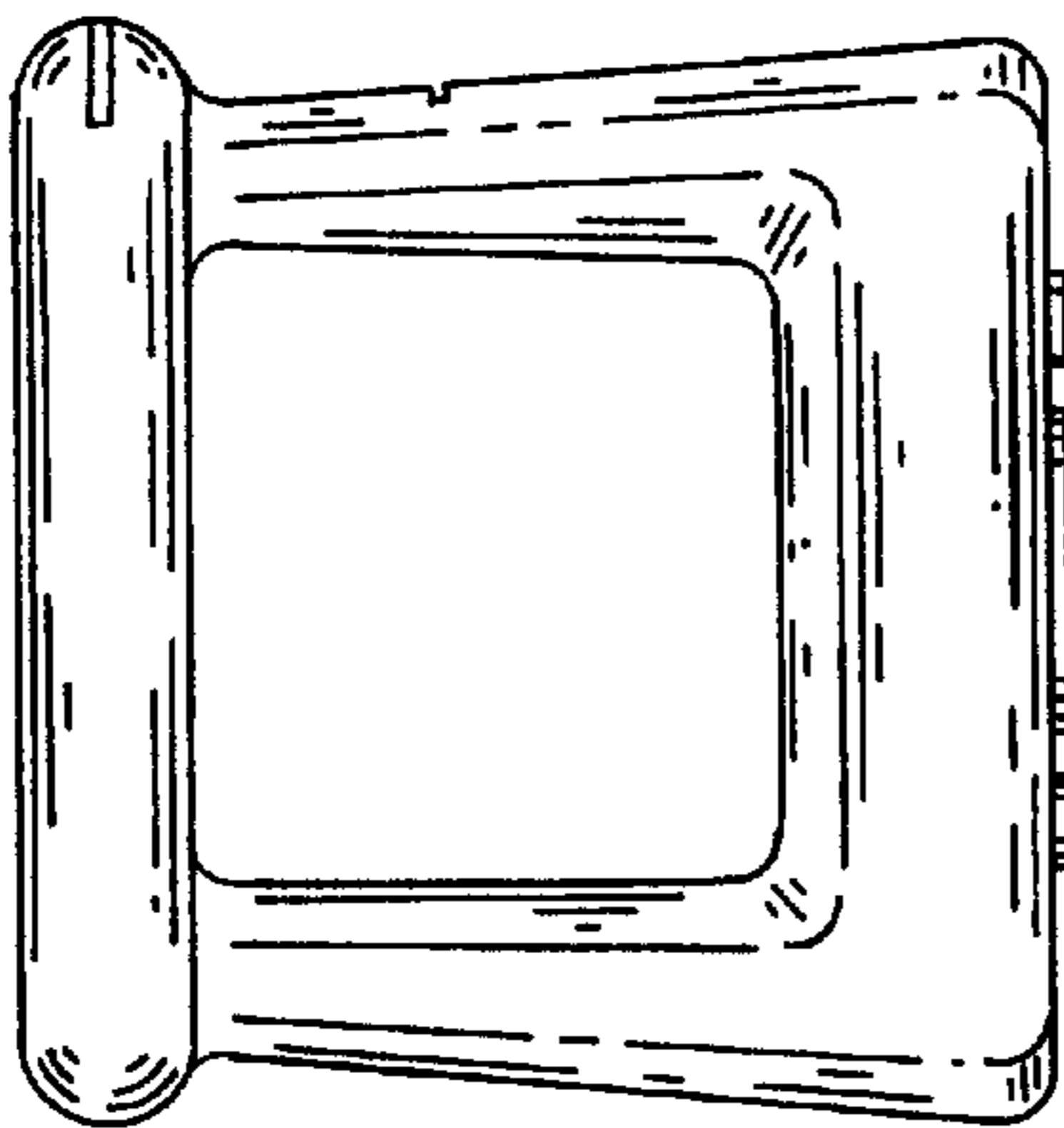


FIG. 2

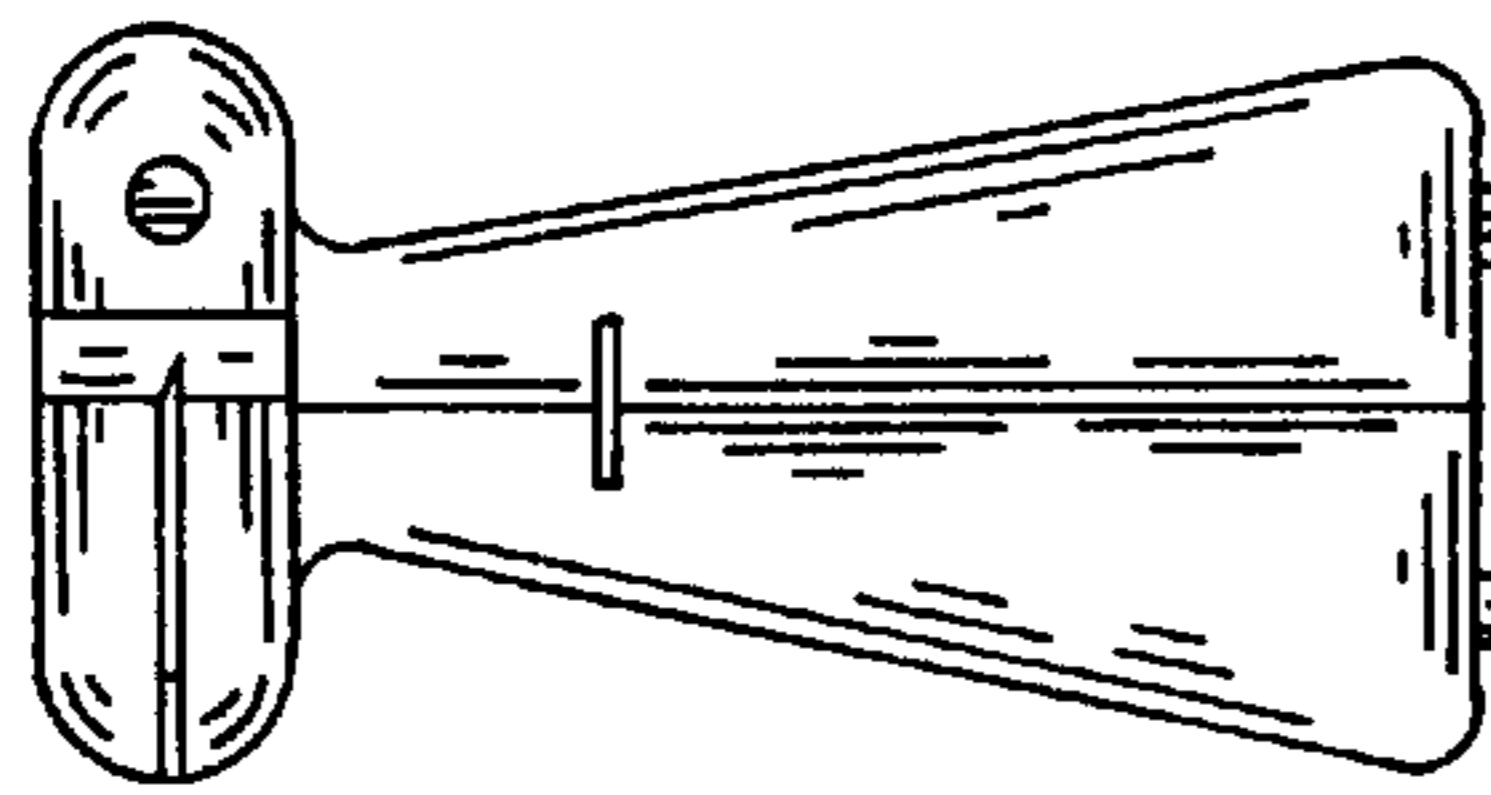


FIG. 3




FIG. 5

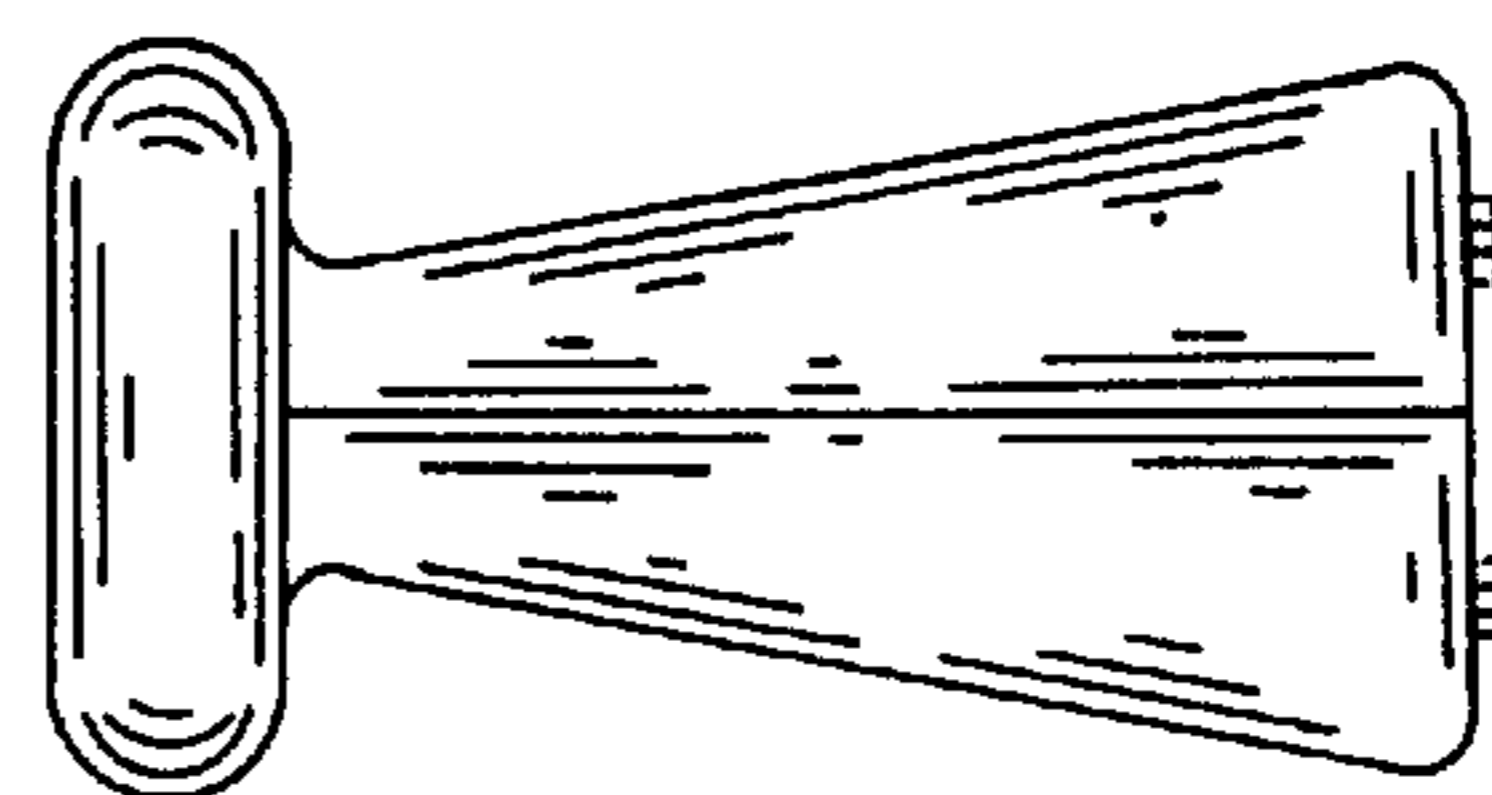


FIG. 6




FIG. 4

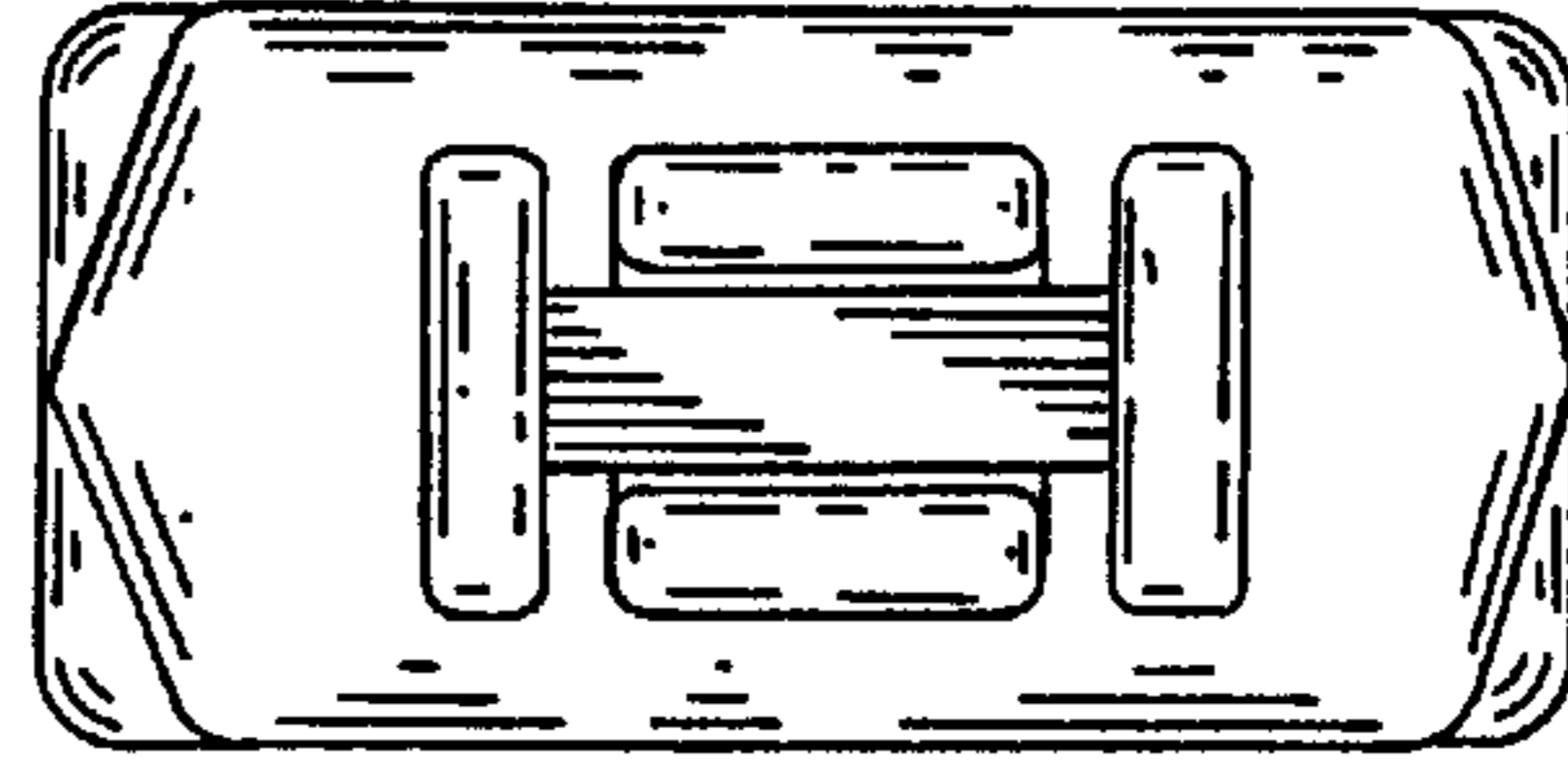


FIG. 7