



US00D483668S

(12) **United States Design Patent**
Le Roux

(10) **Patent No.:** **US D483,668 S**

(45) **Date of Patent:** **** Dec. 16, 2003**

(54) **BAG HOLDER**

FR 2632933 A 12/1989
FR 2659626 A 9/1991
SU 1652208 A 5/1991

(76) Inventor: **Paul Andre Le Roux**, 1302 Esplanade,
#120 North, Redondo Beach, CA (US)
90277

* cited by examiner

(**) Term: **14 Years**

Primary Examiner—Louis S. Zarfes
Assistant Examiner—Gregory Andoll

(21) Appl. No.: **29/176,426**

(74) *Attorney, Agent, or Firm*—Knobbe, Martens, Olson &
Bear, LLP

(22) Filed: **Feb. 20, 2003**

(51) **LOC (7) Cl.** **09-07**

(52) **U.S. Cl.** **D9/434; D9/455**

(58) **Field of Search** D9/455, 434, 499;
D8/300, 307; 294/137

(57) **CLAIM**

The ornamental design for a bag holder, as shown and described.

DESCRIPTION

(56) **References Cited**

U.S. PATENT DOCUMENTS

D356,261 S	3/1995	Miceli, Jr.	
D361,263 S	* 8/1995	Carmo et al.	D9/434
5,511,445 A	4/1996	Hildebrandt	
5,797,166 A	8/1998	Wagenheim	
5,992,803 A	11/1999	LeRoux	
D423,348 S	4/2000	Le Roux	
D455,348 S	4/2002	Fludd	
D466,014 S	11/2002	Le Roux	
D469,015 S	* 1/2003	Le Roux	D9/455

FOREIGN PATENT DOCUMENTS

EP 0007888 A1 6/1980

FIG. 1 is a diagrammatic perspective view of the bag holder showing my new design;
FIG. 2 is a front elevational view thereof, the rear elevational view being a mirror image of the front view thereof;
FIG. 3 is a top plan view thereof;
FIG. 4 is a bottom plan view thereof;
FIG. 5 is a left side elevational view thereof; and,
FIG. 6 is a right side elevational view thereof.
The broken line showing of the bag in FIG. 1 is for illustrative purposes only and forms no part of the claimed design.

1 Claim, 3 Drawing Sheets

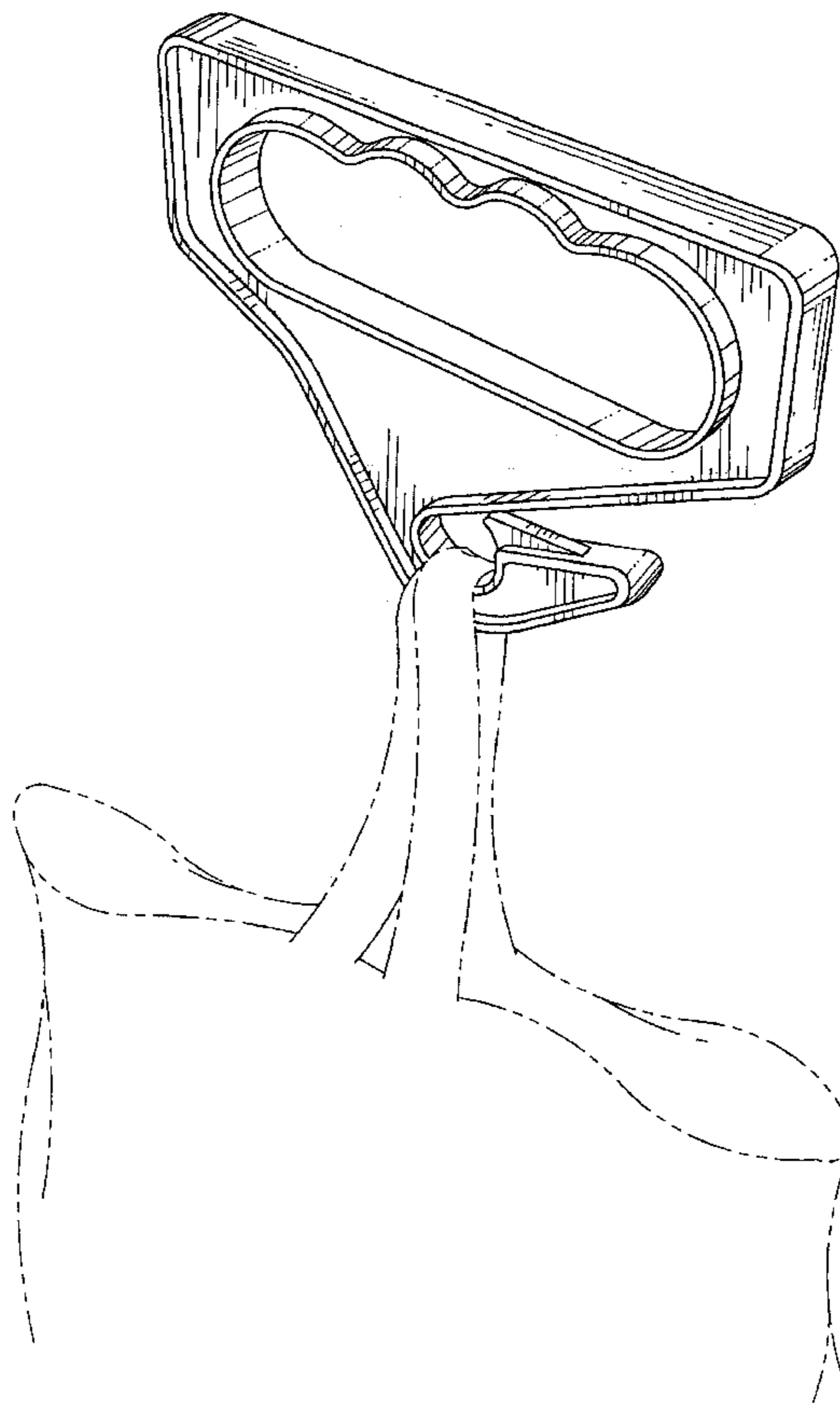


FIG. 1

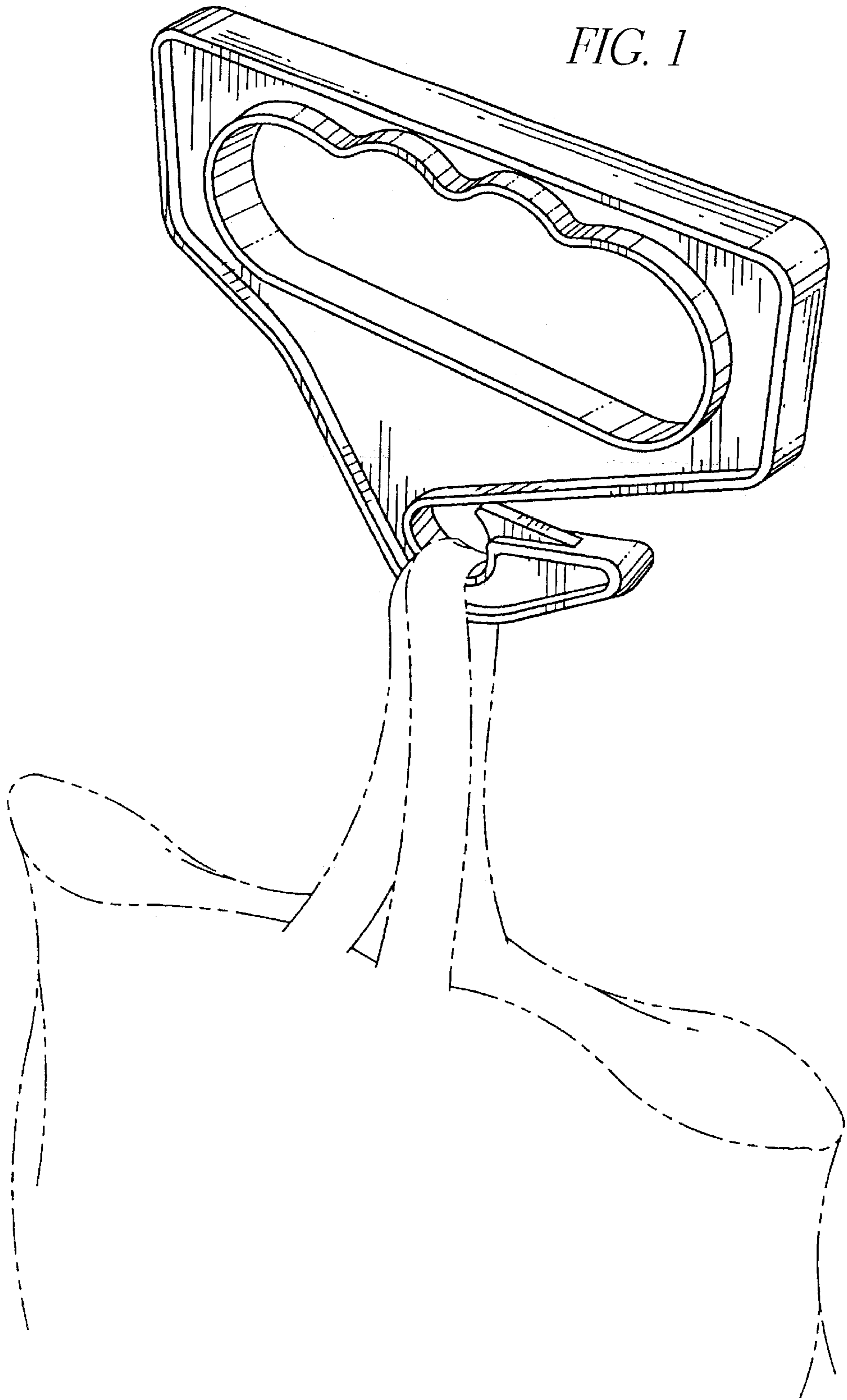


FIG. 2


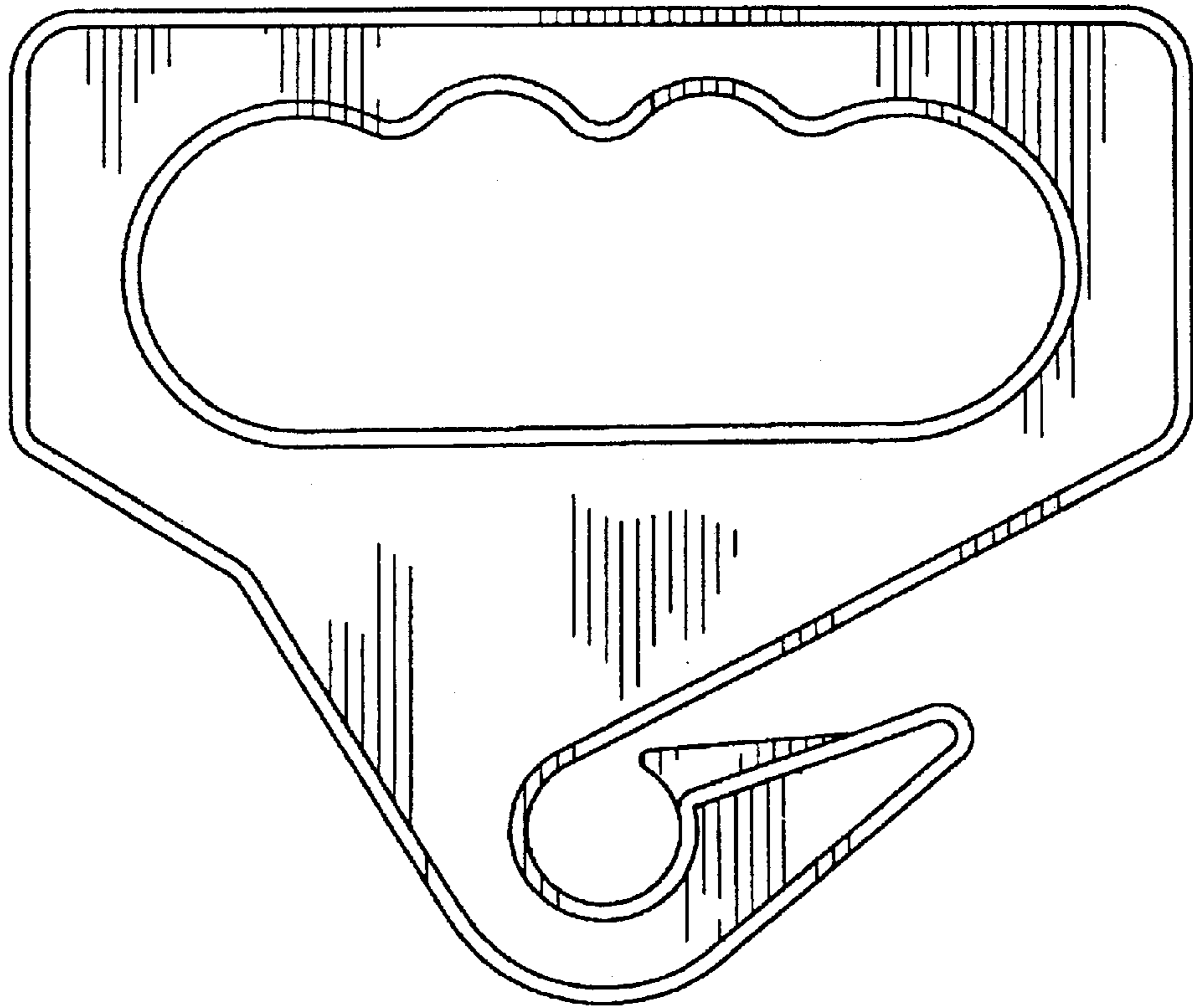


FIG. 3

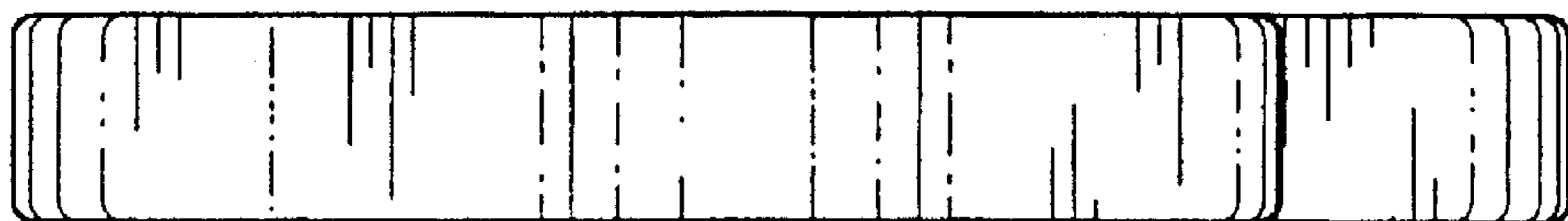


FIG. 4

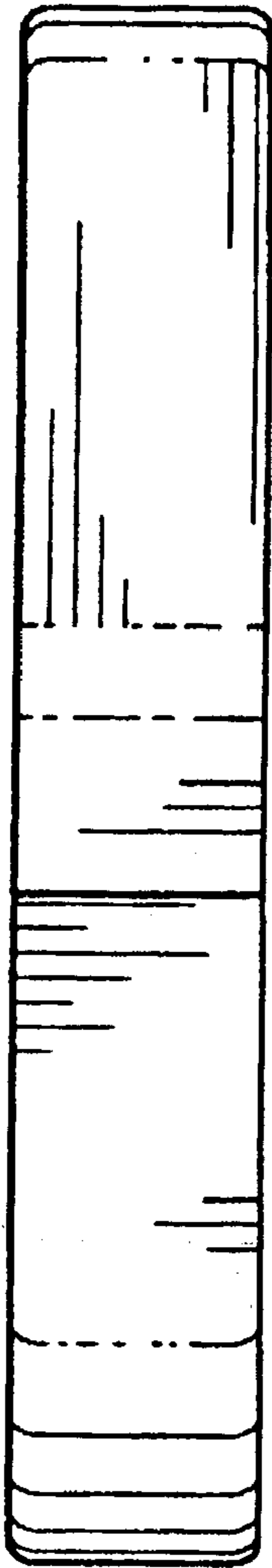


FIG. 5

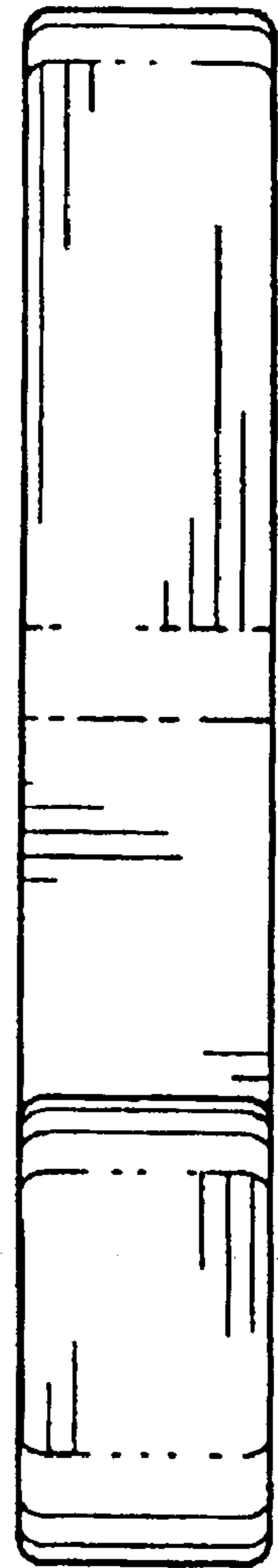


FIG. 6