



US00D483651S

(12) **United States Design Patent**  
**Sander**

(10) **Patent No.: US D483,651 S**

(45) **Date of Patent: \*\* Dec. 16, 2003**

(54) **WATER FAUCET MOUNTING PLATE**

(76) **Inventor: Jeffrey Kyle Sander**, 862 Greenville St., Pendleton, SC (US) 29670

(\*\*) **Term: 14 Years**

(21) **Appl. No.: 29/176,557**

(22) **Filed: Apr. 12, 2003**

(51) **LOC (7) Cl. .... 11-05**

(52) **U.S. Cl. .... D8/349**

(58) **Field of Search** ..... D8/349, 354, 373, D8/380; D23/239, 249, 254, 259; 4/647, 648; 137/359; 248/49, 56, 65, 200, 205.1, 212, 225.1, 300, 309.1, 312, 342; 285/46, 64, 205

(56) **References Cited**

**U.S. PATENT DOCUMENTS**

3,034,185 A \* 5/1962 Olsen ..... 248/65  
4,989,278 A \* 2/1991 Kostorz ..... 4/676

5,316,346 A \* 5/1994 Maurer ..... 248/49  
5,803,508 A \* 9/1998 Lowella ..... 285/64  
5,918,431 A \* 7/1999 Schiedegger et al. .... 248/56  
D423,909 S \* 5/2000 Hartin ..... D8/349  
6,378,910 B1 \* 4/2002 Maiman ..... 285/46  
6,543,186 B2 \* 4/2003 Gilleran ..... 285/64

\* cited by examiner

*Primary Examiner*—Doris V. Coles  
*Assistant Examiner*—Elizabeth A. Albert

(57) **CLAIM**

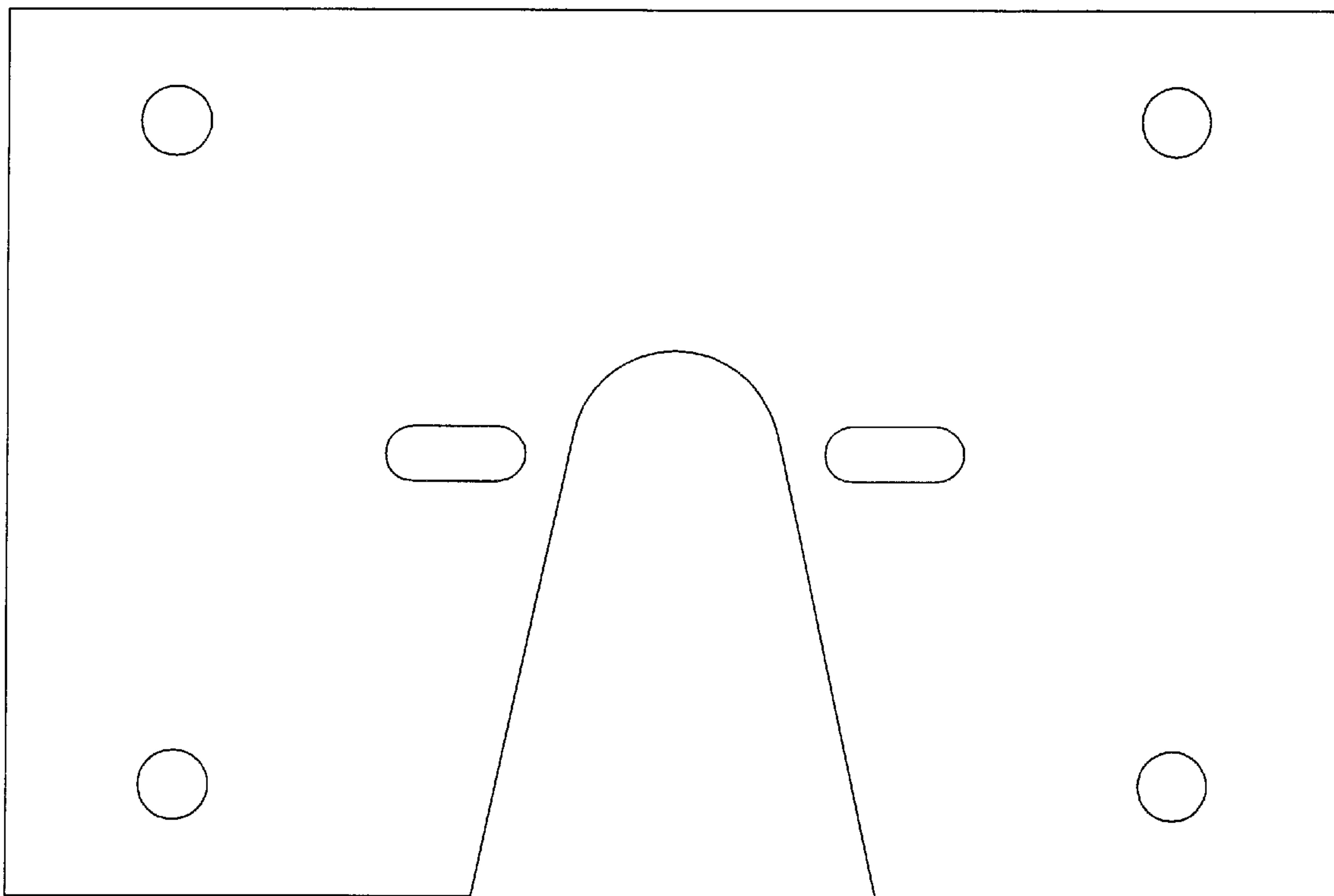
The ornamental design for a water faucet mounting plate, as shown and described.

**DESCRIPTION**

FIG. 1 is a front view of a water faucet mounting plate showing my new design, the rear view being a mirror image thereof; and,

FIG. 2 is a side view of FIG. 1.

**1 Claim, 1 Drawing Sheet**



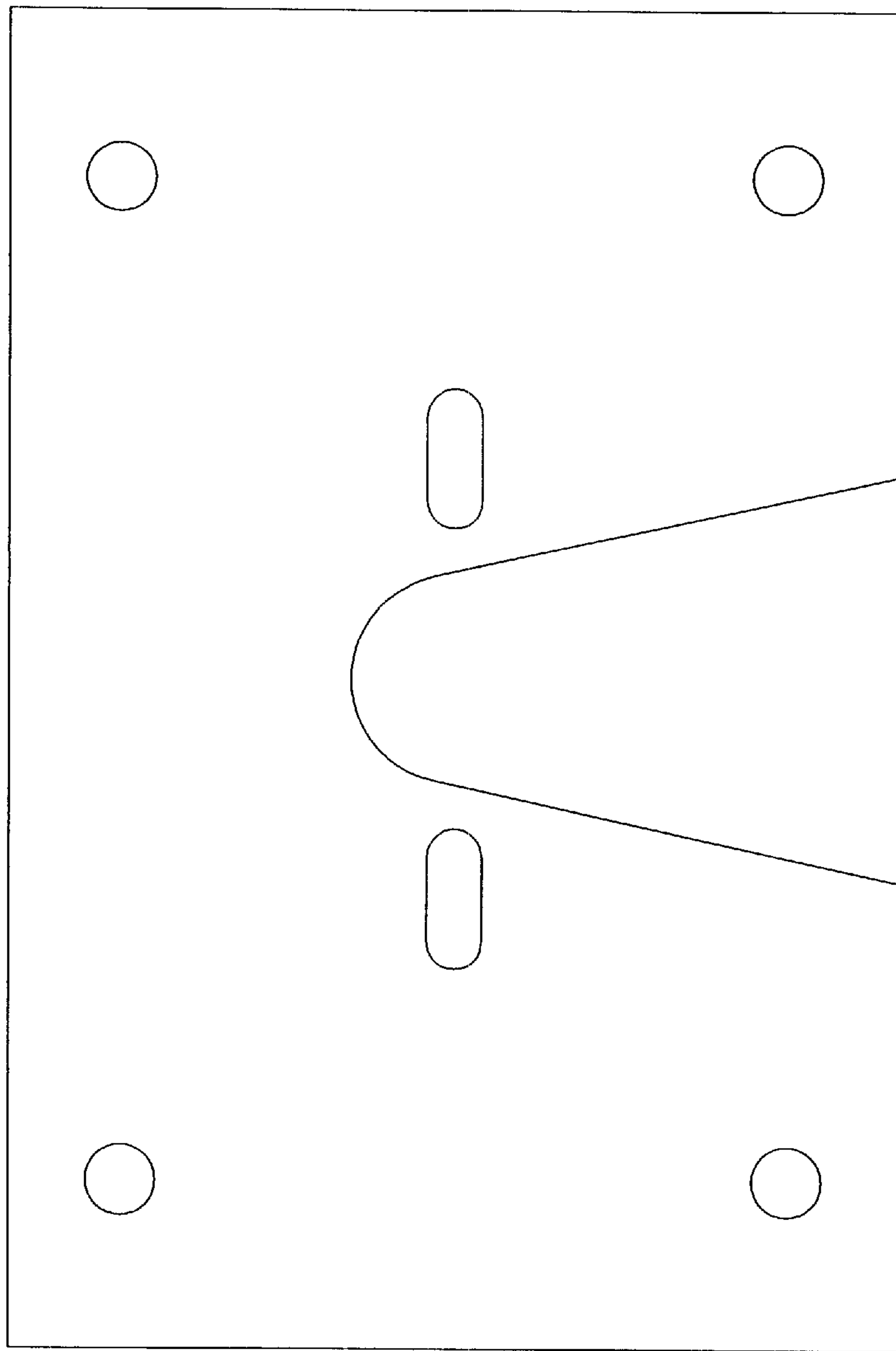


FIG. 1

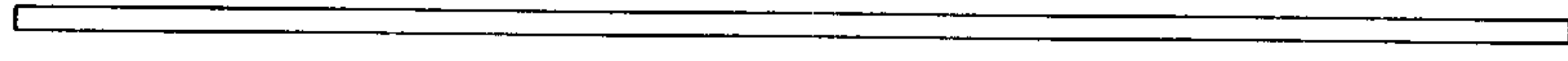


FIG. 2