



US00D483643S

(12) **United States Design Patent**
Chien

(10) **Patent No.:** **US D483,643 S**

(45) **Date of Patent:** **** Dec. 16, 2003**

(54) **TOOL HANDLE**

(76) **Inventor:** **Yu-Chang Chien**, 212-2, Tsao-His Road, Tsao-Twen Town, Nan-Tou Hsiang (TW)

(**) **Term:** **14 Years**

(21) **Appl. No.:** **29/176,133**

(22) **Filed:** **Feb. 20, 2003**

(51) **LOC (7) Cl.** **08-05**

(52) **U.S. Cl.** **D8/107; D7/401.2**

(58) **Field of Search** D8/82-87, 21-29, D8/75-80, 107, 303, 97; D7/393, 395, 645, 401.2; 81/19-26, 177.1, 489, 436-440; 16/110.1, 421, 422, 430; 30/340, 166 R

(56) **References Cited**

U.S. PATENT DOCUMENTS

D226,410 S * 2/1973 Kunze D7/649
D378,798 S * 4/1997 Berti D8/107
D425,365 S * 5/2000 Chien D7/401.2

D442,028 S * 5/2001 Chien D7/401.2
D442,826 S * 5/2001 Chien D7/401.2
D450,995 S * 11/2001 Henry D8/107
D458,511 S * 6/2002 Rorke D7/395

* cited by examiner

Primary Examiner—Clare E. Heflin
(74) *Attorney, Agent, or Firm*—Rabin & Berdo, P.C.

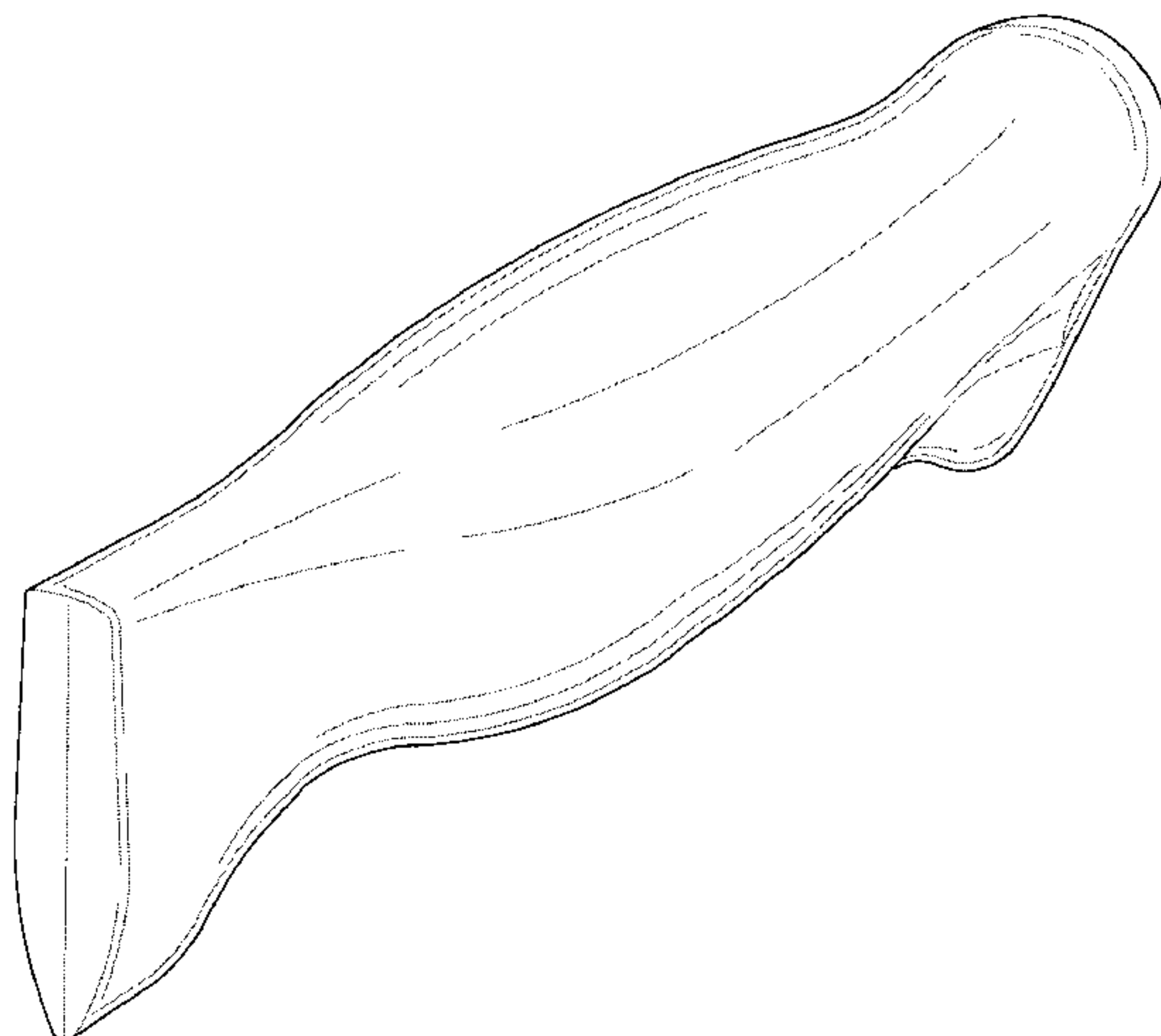

(57) **CLAIM**

The ornamental design for a tool handle, as shown and described.

DESCRIPTION

FIG. 1. is a front elevational view of a tool handle showing my new design;
FIG. 2. is a rear elevational view thereof;
FIG. 3. is a left side elevational view thereof;
FIG. 4. is a right side elevational view thereof;
FIG. 5. is a top plan view thereof;
FIG. 6. is a bottom plan view thereof; and,
FIG. 7. is a perspective view thereof.

1 Claim, 4 Drawing Sheets






FIG. 1




FIG. 2

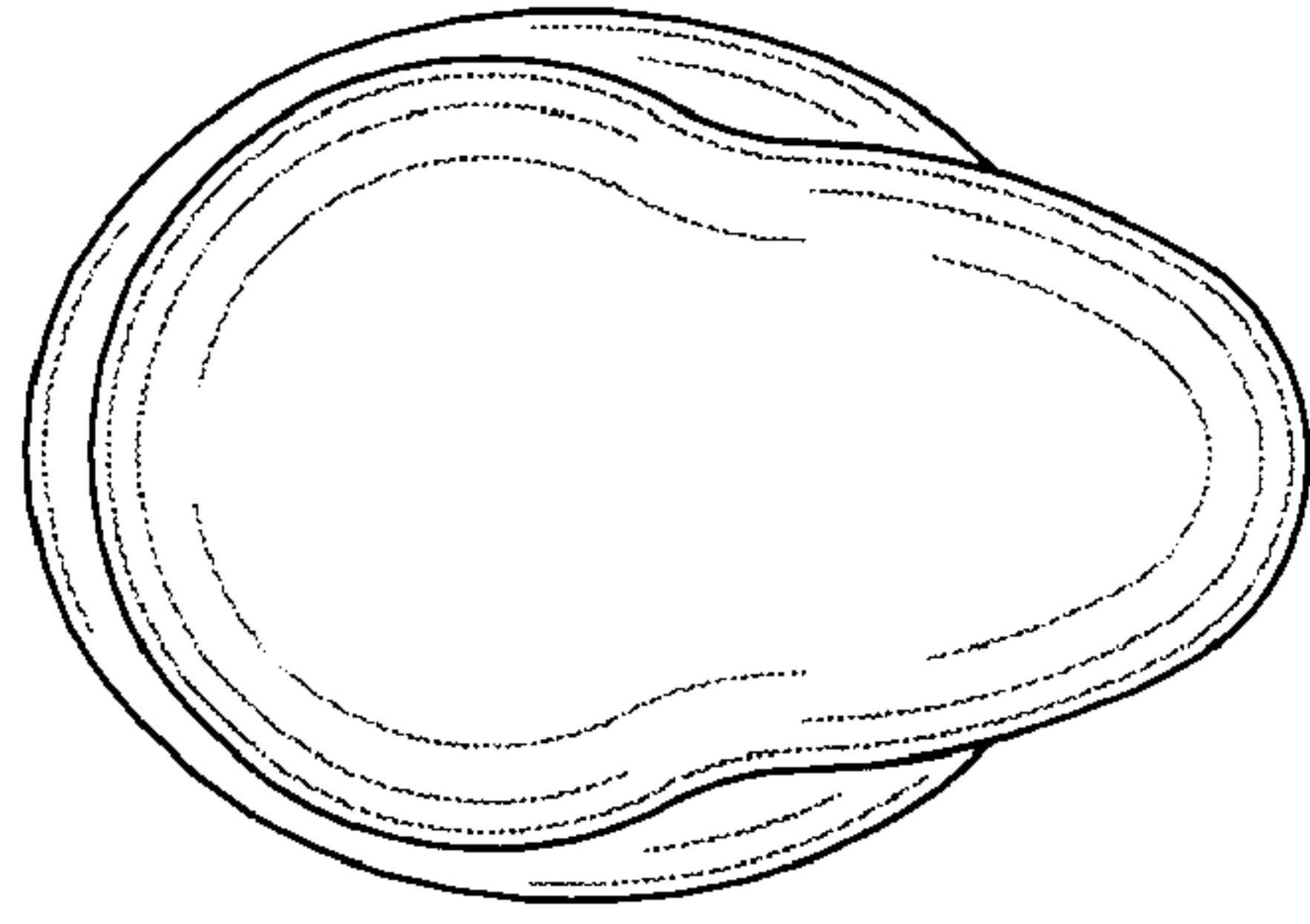


FIG. 4

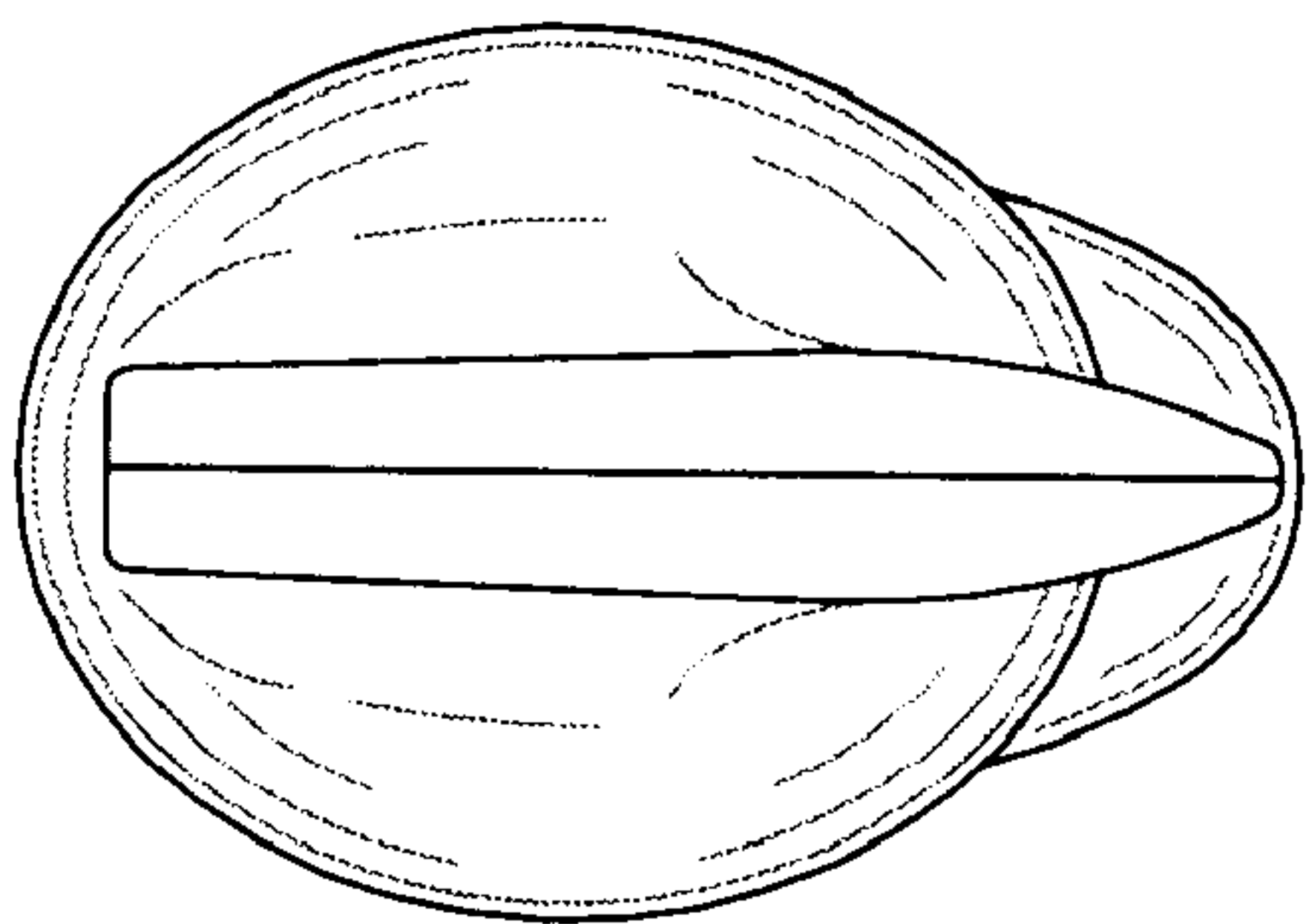


FIG. 3




FIG. 5




FIG. 6

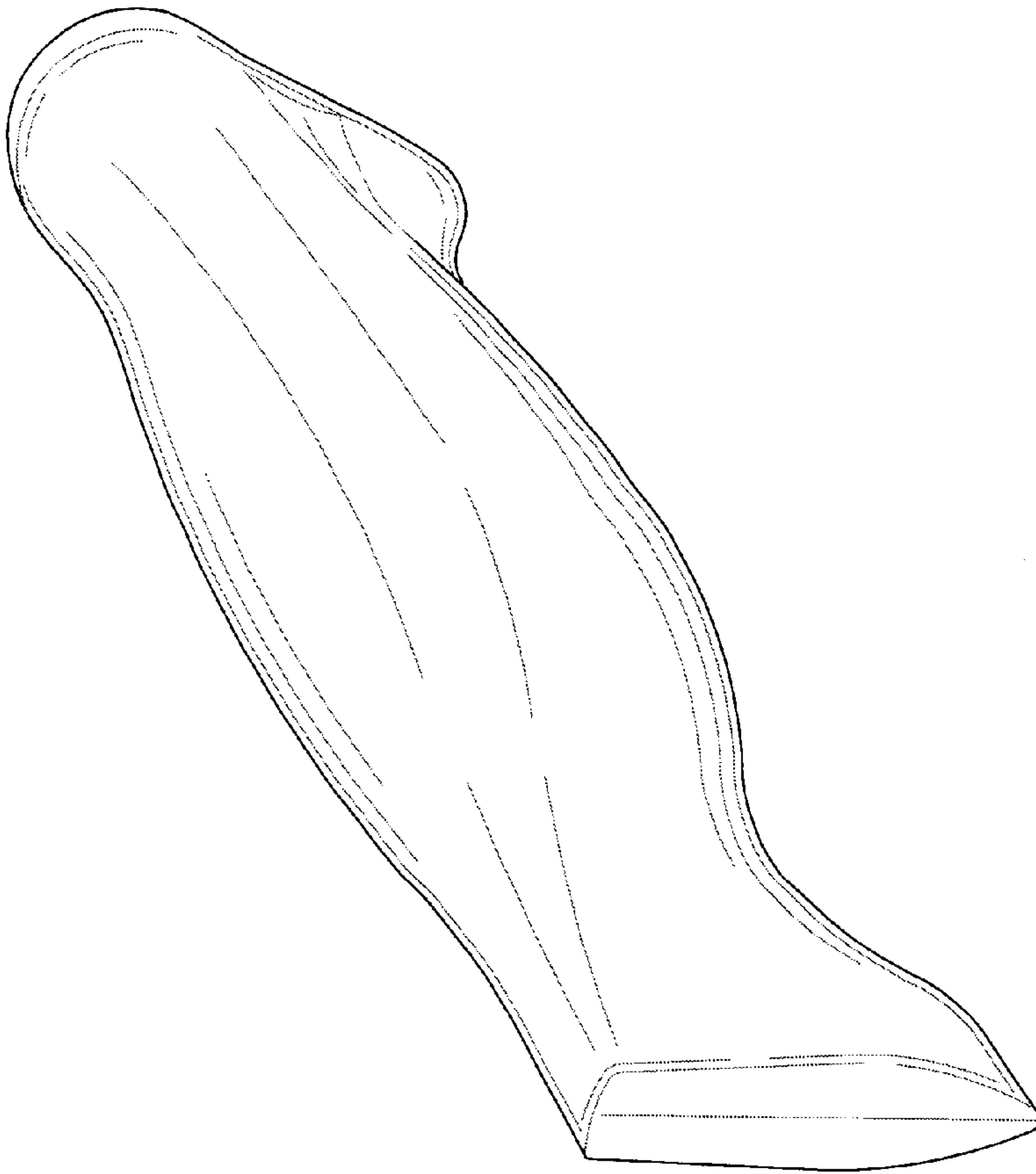


FIG. 7