



US00D483638S

(12) **United States Design Patent**
Jimenez

(10) **Patent No.:** **US D483,638 S**

(45) **Date of Patent:** **** Dec. 16, 2003**

(54) **HANDLE**

(75) Inventor: **Eduardo J. Jimenez**, Manalapan, NJ
(US)

(73) Assignee: **KC Holdings, LLC**

(**) Term: **14 Years**

(21) Appl. No.: **29/174,346**

(22) Filed: **Jan. 17, 2003**

(51) **LOC (7) Cl.** **08-04**

(52) **U.S. Cl.** **D8/83; D8/107**

(58) **Field of Search** D8/82, 83, 84,
D8/85, 107, 97; 81/436, 437, 439, 440,
177.1, 177.8, 489; 30/517

(56) **References Cited**

U.S. PATENT DOCUMENTS

D371,499 S	*	7/1996	Gomas	D8/107
D398,828 S	*	9/1998	Shiao	D8/83
D405,341 S	*	2/1999	Hsu	D8/107
D408,252 S	*	4/1999	Holland-Letz	D8/83
D436,822 S	*	1/2001	Douglas	D8/83

D442,053 S		5/2001	Jimenez	D8/95
D445,658 S	*	7/2001	Dierolf	D8/83
D446,105 S	*	8/2001	Hsiao	D8/107
D455,944 S	*	4/2002	Chen	D8/107
D456,686 S	*	5/2002	Holland-Letz	D8/83

* cited by examiner

Primary Examiner—Philip S. Hyder

(74) *Attorney, Agent, or Firm*—Wolff Law Offices, PLLC;
Kevin Alan Wolff

(57) **CLAIM**

The ornamental design for a handle, as shown and described.

DESCRIPTION

FIG. 1 is a perspective view of the handle showing my new design looking downwardly at a rear and left side thereof; FIG. 2 is a front elevation view of the handle; FIG. 3 is a rear elevation view of the handle; FIG. 4 is a left side elevation view of the handle; and, FIG. 5 is a top plan view of the handle.

A right side elevation view of the handle is a mirror image of the left side elevation view. The bottom plan view of the handle is a mirror image of the top plan view.

1 Claim, 3 Drawing Sheets

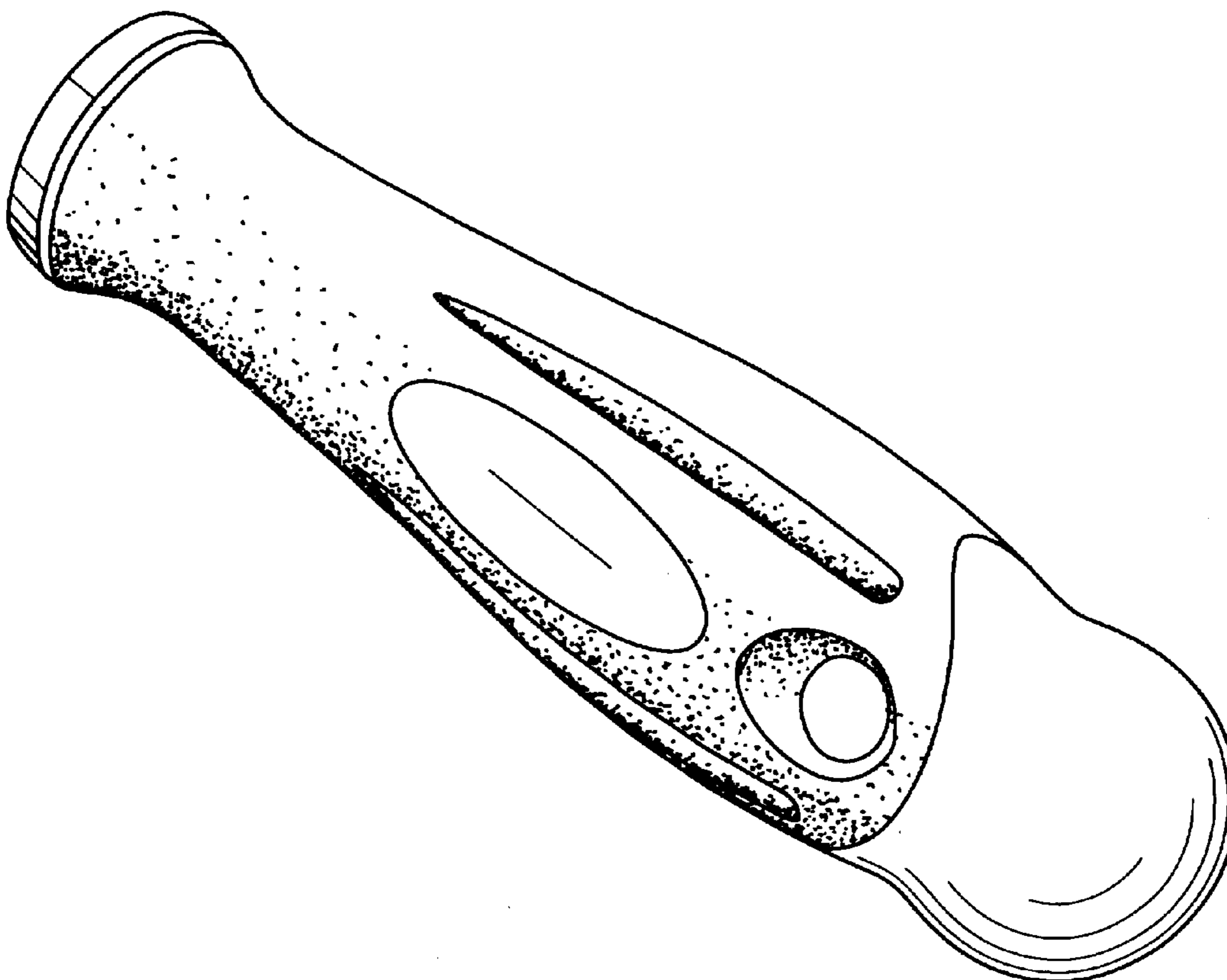


FIG. 1

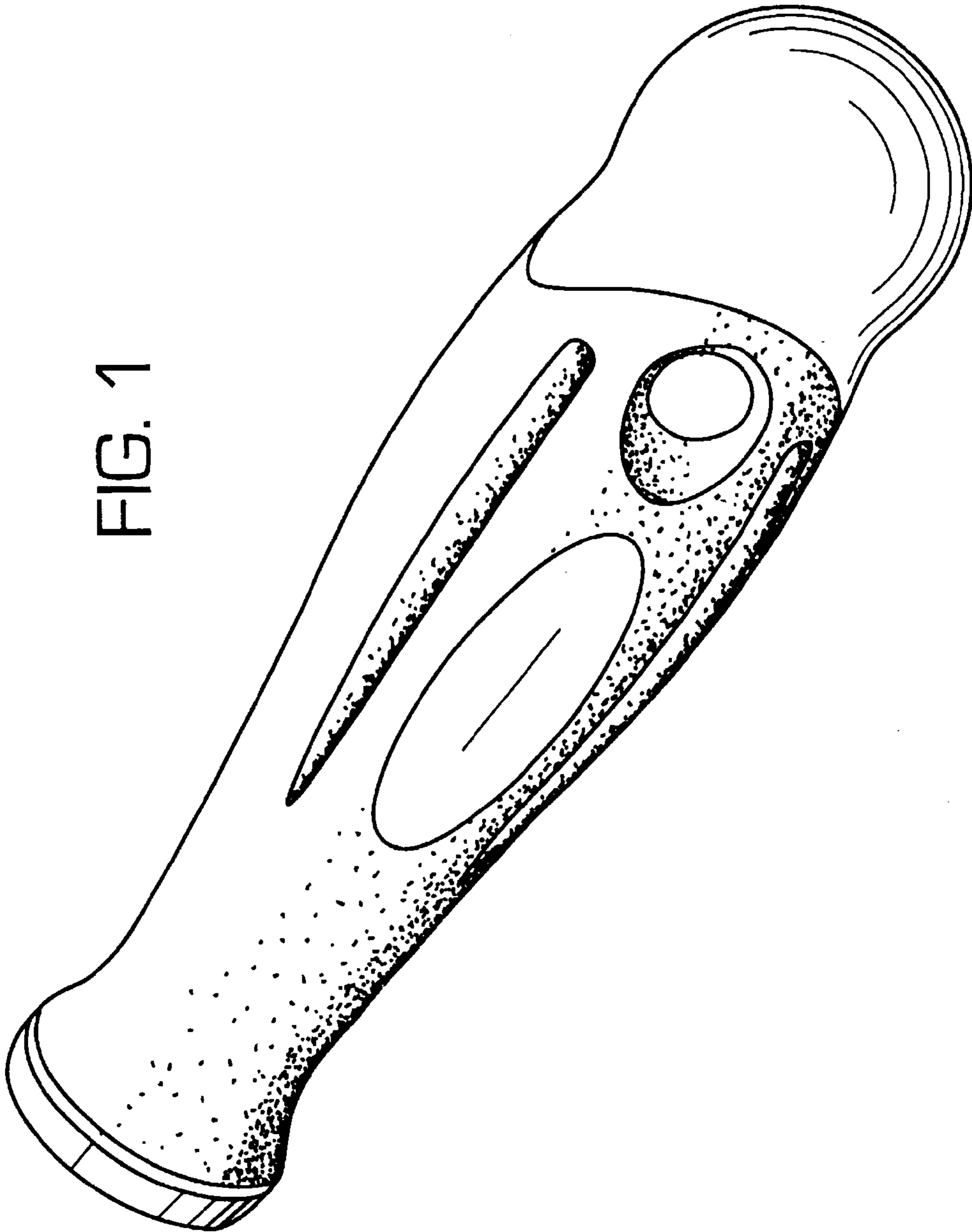


FIG. 2

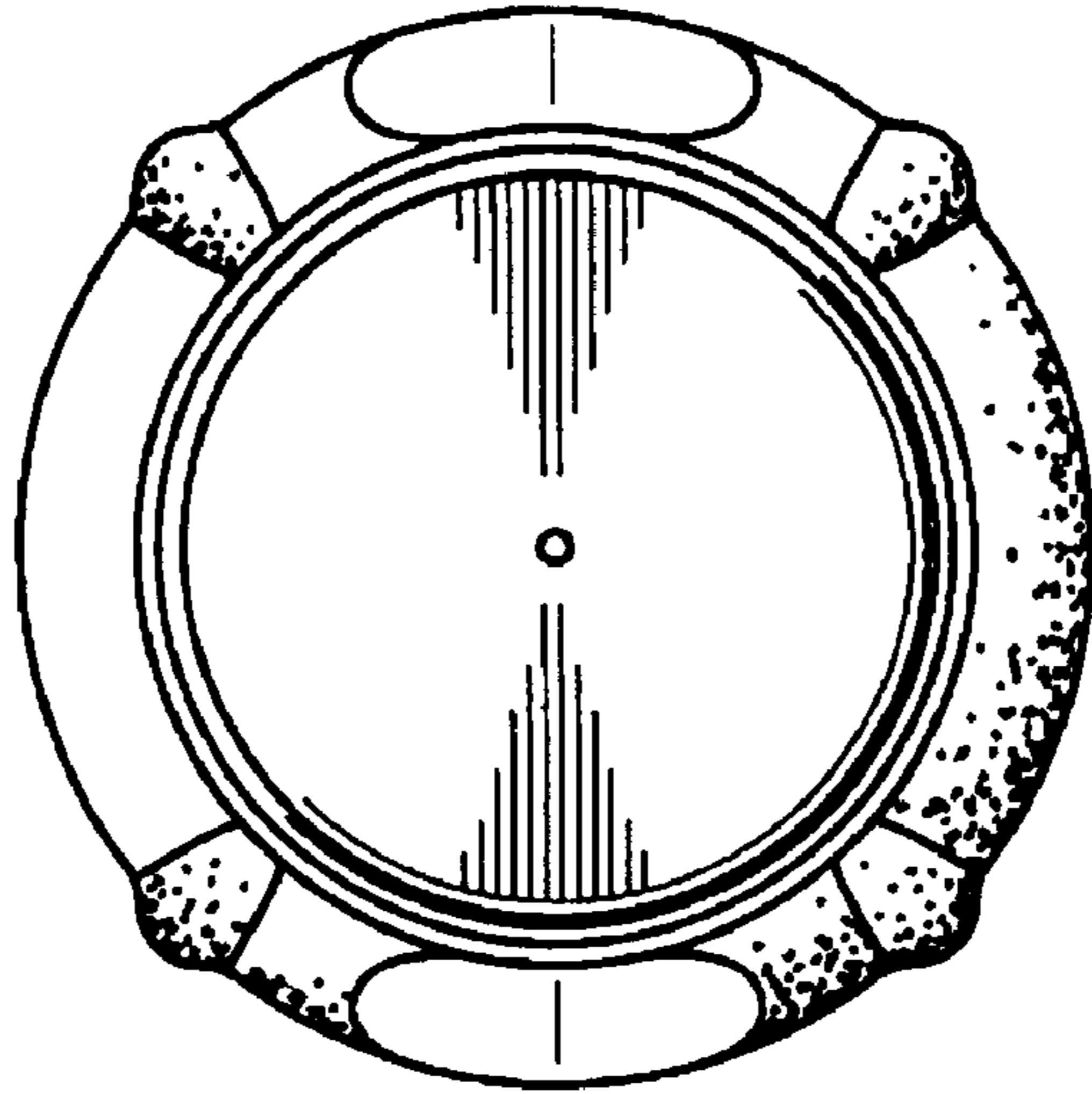


FIG. 3

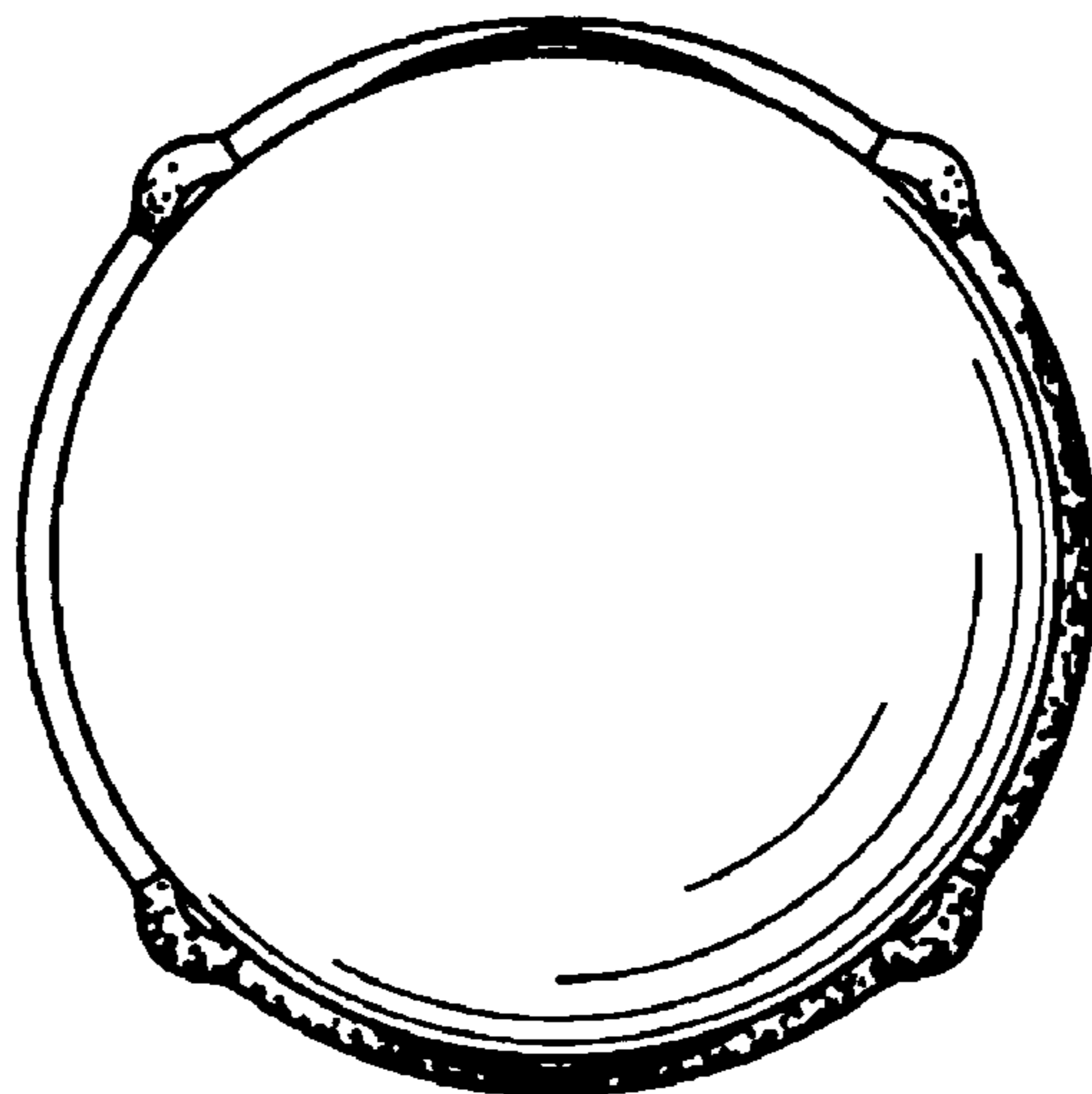


FIG. 4

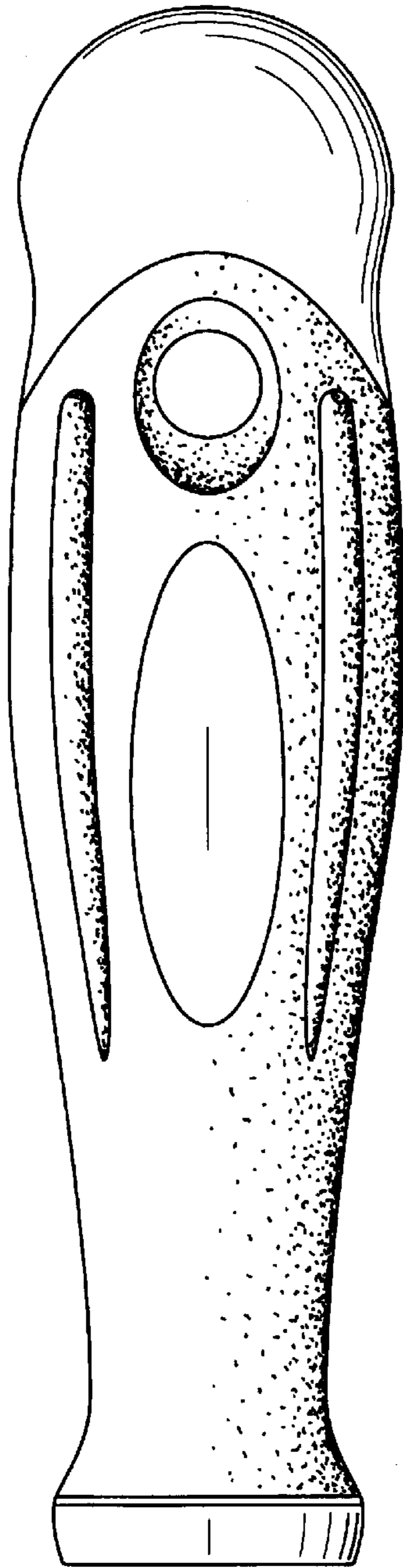


FIG. 5

