



US00D483625S

(12) **United States Design Patent**
Chien

(10) **Patent No.:** **US D483,625 S**

(45) **Date of Patent:** **** Dec. 16, 2003**

(54) **TABLE KNIFE**

FOREIGN PATENT DOCUMENTS

(76) **Inventor:** **Yu-Chang Chien**, 212-2, Tsao-His Road, Tsao-Twen Town, Nan-Tou Hsiang (TW)

GB 3010961 * 2/2003

* cited by examiner

(**) **Term:** **14 Years**

Primary Examiner—Caron D. Veynar
(74) *Attorney, Agent, or Firm*—Rabin & Berdo, P.C.

(21) **Appl. No.:** **29/176,135**

(57) **CLAIM**

(22) **Filed:** **Feb. 20, 2003**

The ornamental design for a table knife, as shown and described.

(51) **LOC (7) Cl.** **07-03**

(52) **U.S. Cl.** **D7/649**

(58) **Field of Search** D7/642-664, 401.2; 16/110.1, 407, 430, 431, DIG. 18, DIG. 19; 30/142, 147-150, 329, 340, 342-345; D8/98-100, 107; D22/117, 118

DESCRIPTION

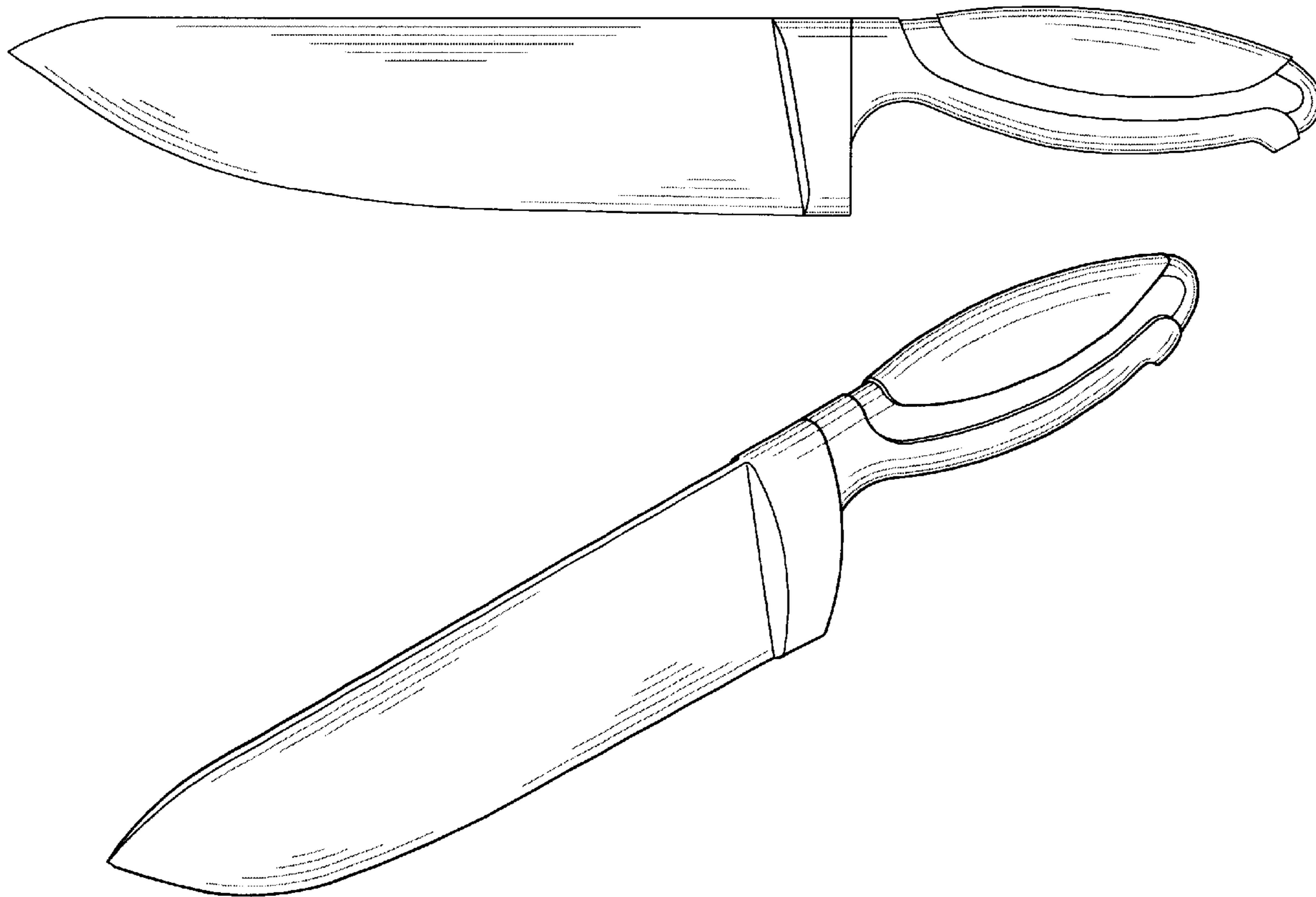
FIG. 1. is a front elevational view of a table knife showing my new design;
FIG. 2. is a rear elevational view thereof;
FIG. 3. is a left side elevational view thereof;
FIG. 4. is a right side elevational view thereof;
FIG. 5. is a top plan view thereof;
FIG. 6. is a bottom plan view thereof; and,
FIG. 7. is a perspective view thereof.

(56) **References Cited**

U.S. PATENT DOCUMENTS

D225,387 S	*	12/1972	Drock	D7/649
D298,211 S	*	10/1988	Coburn	D8/99
D400,059 S	*	10/1998	Cohen et al.	D7/649
6,560,877 B2	*	5/2003	Sanelli	30/340

1 Claim, 4 Drawing Sheets



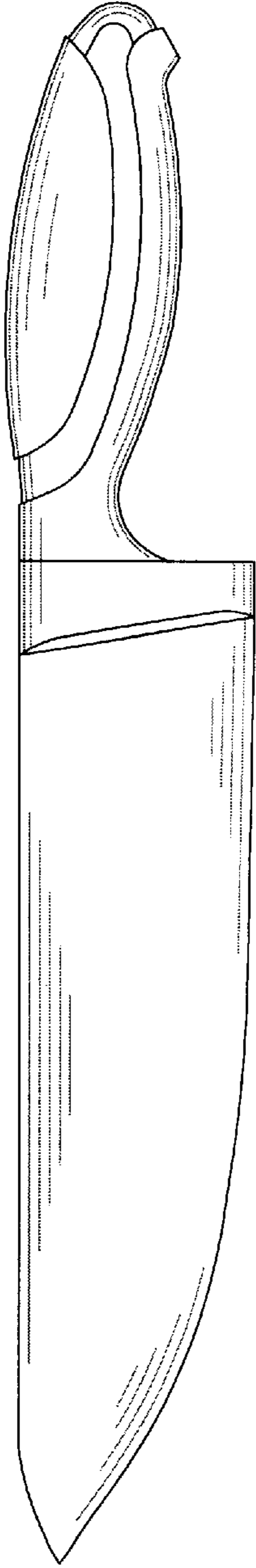


FIG. 1

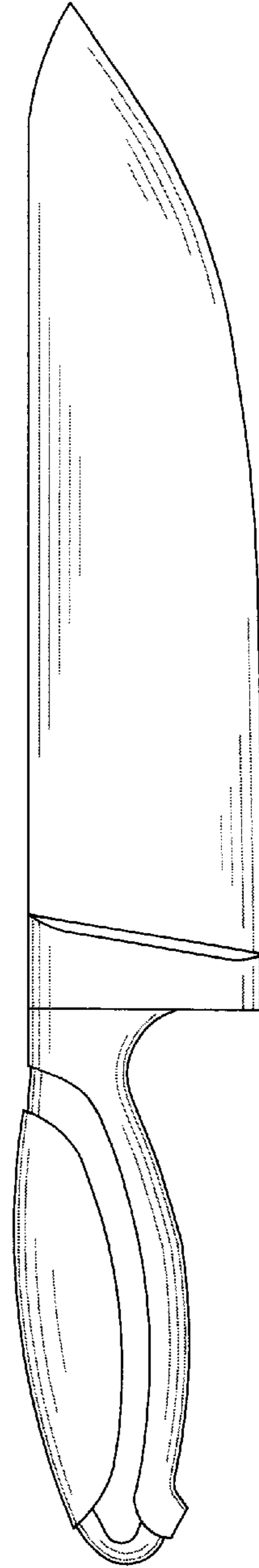


FIG. 2

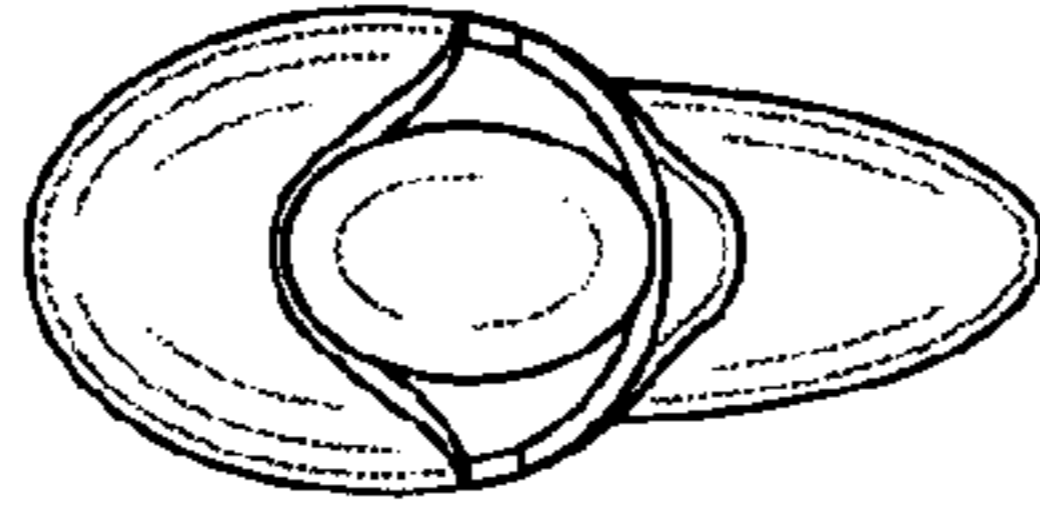


FIG. 4

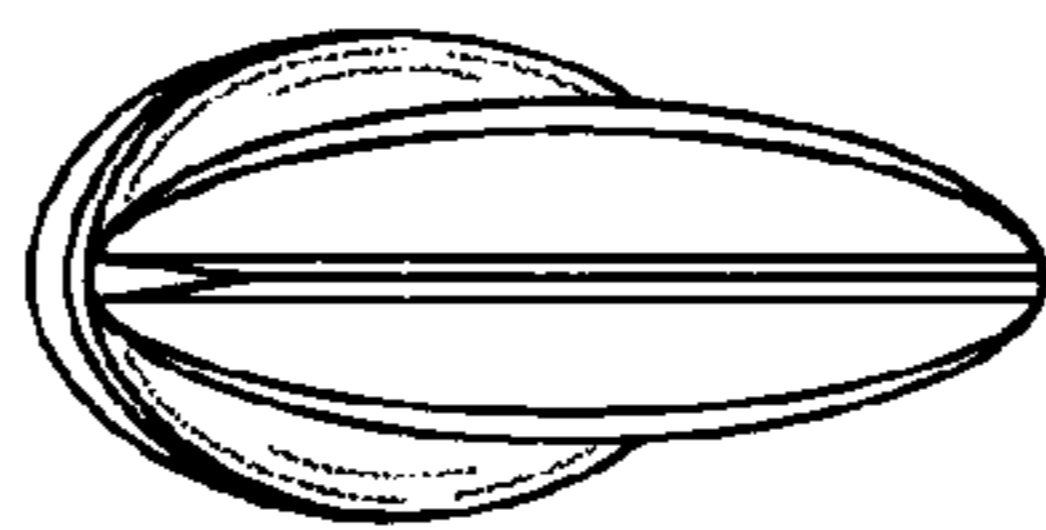


FIG. 3

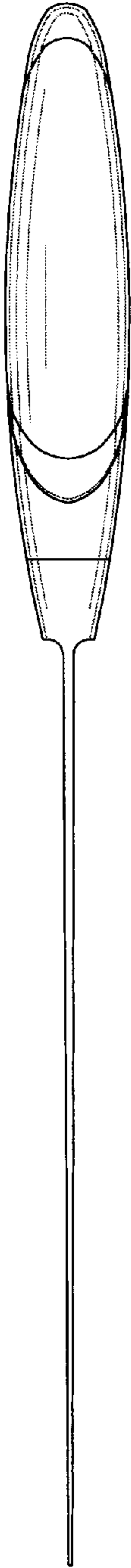


FIG. 5

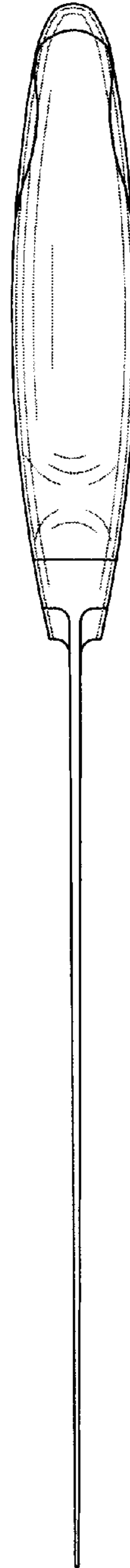


FIG. 6

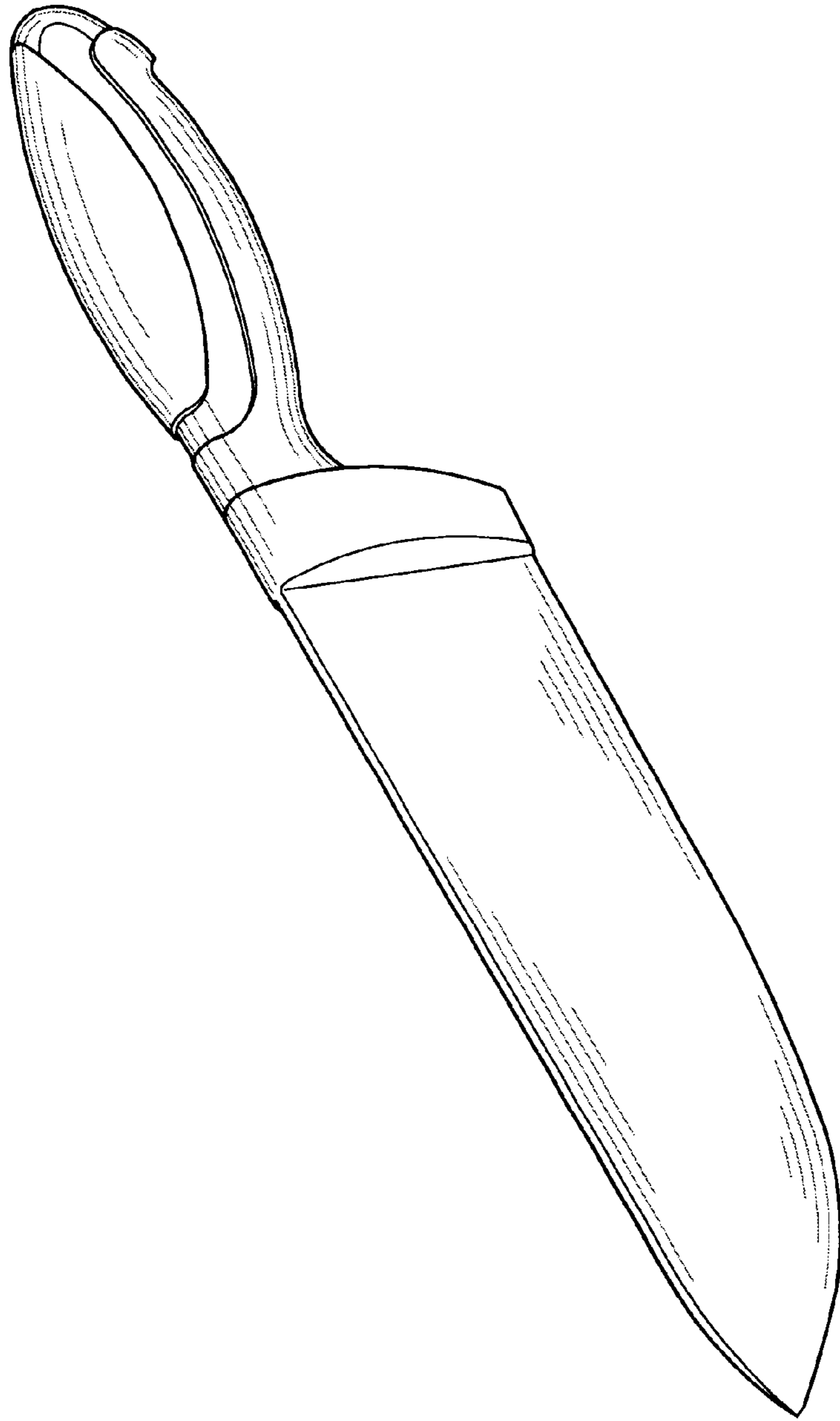


FIG. 7