



US00D483617S

(12) **United States Design Patent**  
**Watson**

(10) **Patent No.:** **US D483,617 S**

(45) **Date of Patent:** **\*\* \*Dec. 16, 2003**

(54) **OVAL DISH**

(75) **Inventor:** **Richard C. Watson**, Norwell, MA (US)

(73) **Assignee:** **WKI Holding Company, Inc.**, Reston, VA (US)

(\* ) **Notice:** This patent is subject to a terminal disclaimer.

(\*\* ) **Term:** **14 Years**

(21) **Appl. No.:** **29/165,103**

(22) **Filed:** **Aug. 5, 2002**

(51) **LOC (7) Cl.** ..... **07-01**

(52) **U.S. Cl.** ..... **D7/545**

(58) **Field of Search** ..... D7/543-548, 360,  
D7/505; 220/608, 912, 657, 659, 574, 374;  
D9/428, 424; 229/902

(56) **References Cited**

**U.S. PATENT DOCUMENTS**

D48,169 S	*	11/1915	Churchill	.....	D7/545
D58,200 S	*	6/1921	Sailer	.....	220/574
D88,343 S	*	11/1932	Dowd	.....	D7/545
D117,858 S	*	11/1939	Thorley	.....	D7/545
D298,295 S	*	11/1988	Finsilver et al.	.....	D7/545
D451,347 S	*	12/2001	Kleckauskas et al.	.....	D7/550.1
D459,635 S	*	7/2002	Henry	.....	D7/545

**FOREIGN PATENT DOCUMENTS**

GB	1056002	*	7/1989
GB	2039652	*	12/1993
WO	DM/055202	*	2/2001

**OTHER PUBLICATIONS**

Anchor Hocking Catalog 68, p. 65, ovenware items W436/73 and W429/73.\*

Photograph of La Porcelain Bianca rectangular baking dish. Sell sheet depicting Anchor Hocking Melt™ line of stoneware.

\* cited by examiner

*Primary Examiner*—Charles A. Rademaker

(74) *Attorney, Agent, or Firm*—Seyfarth Shaw LLP

(57) **CLAIM**

The ornamental design for the oval dish, as shown and described.

**DESCRIPTION**

FIG. 1 is a perspective view of the oval dish showing my new design;

FIG. 2 is a side elevational view of one side of the oval dish, the other side being substantially identical;

FIG. 3 is an end view of one end of the oval dish, the other end being substantially identical;

FIG. 4 is a top plan view of the oval dish; and,

FIG. 5 is a bottom plan view of the oval dish.

**1 Claim, 1 Drawing Sheet**




FIG. 1

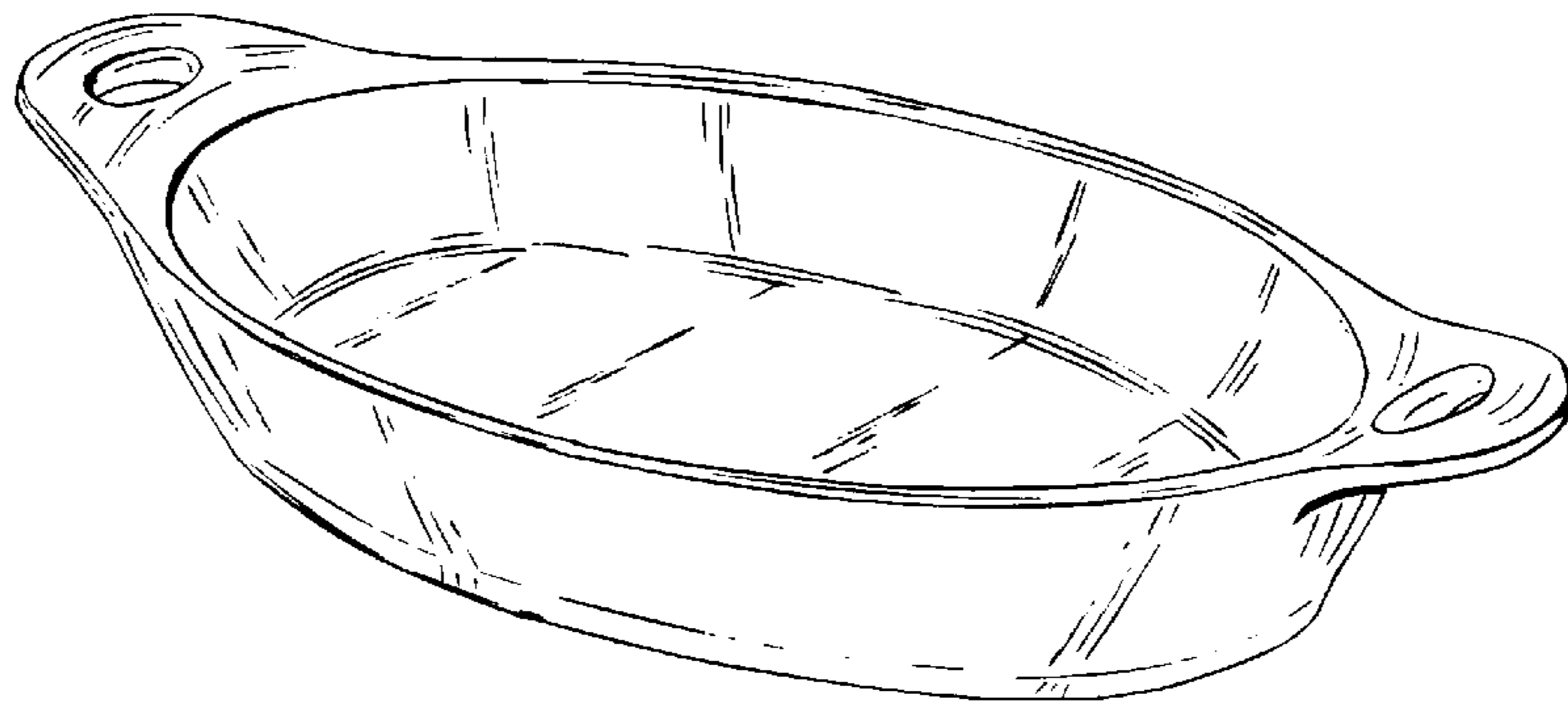


FIG. 2

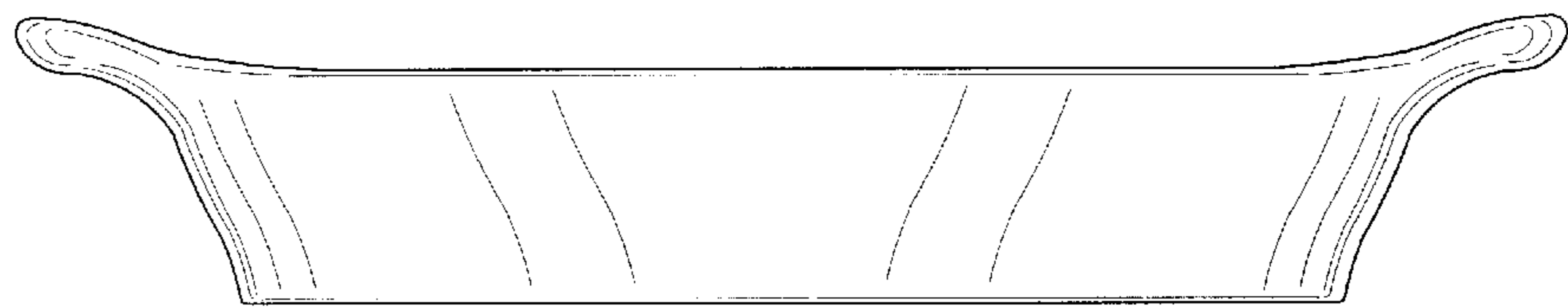


FIG. 3

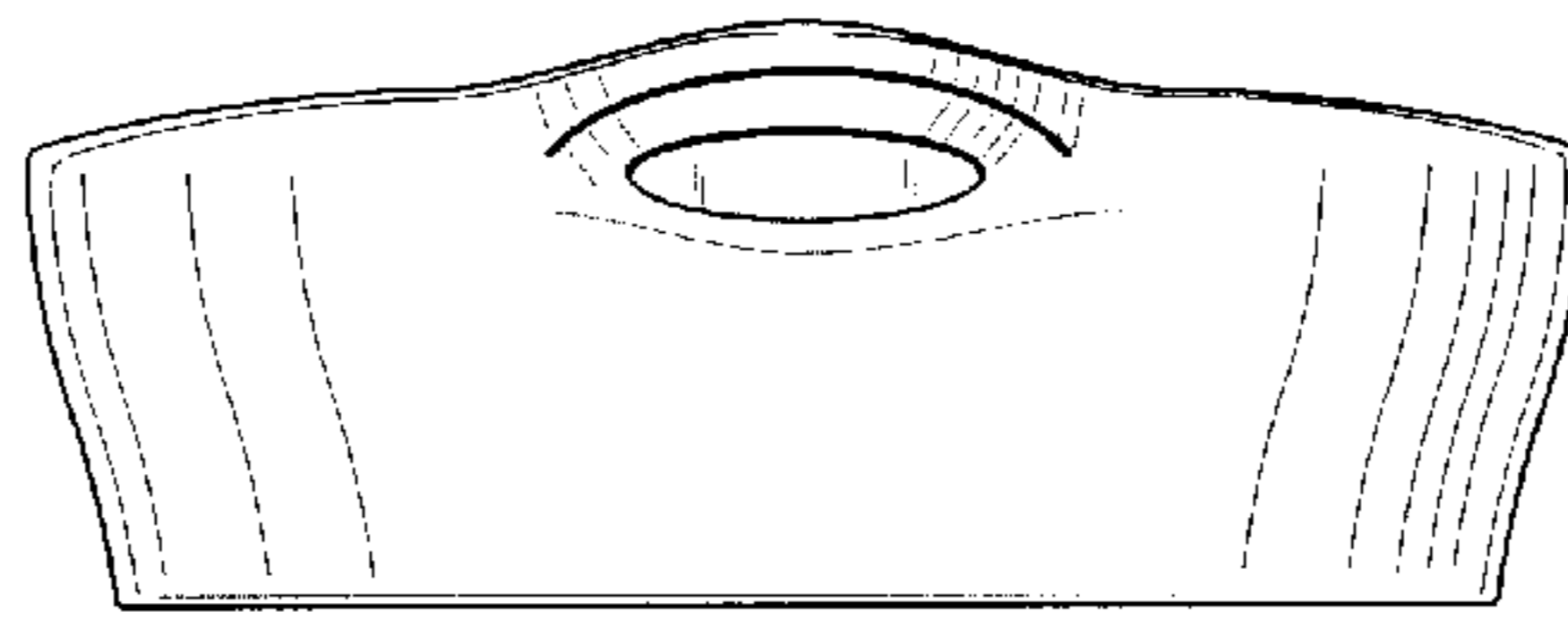


FIG. 4

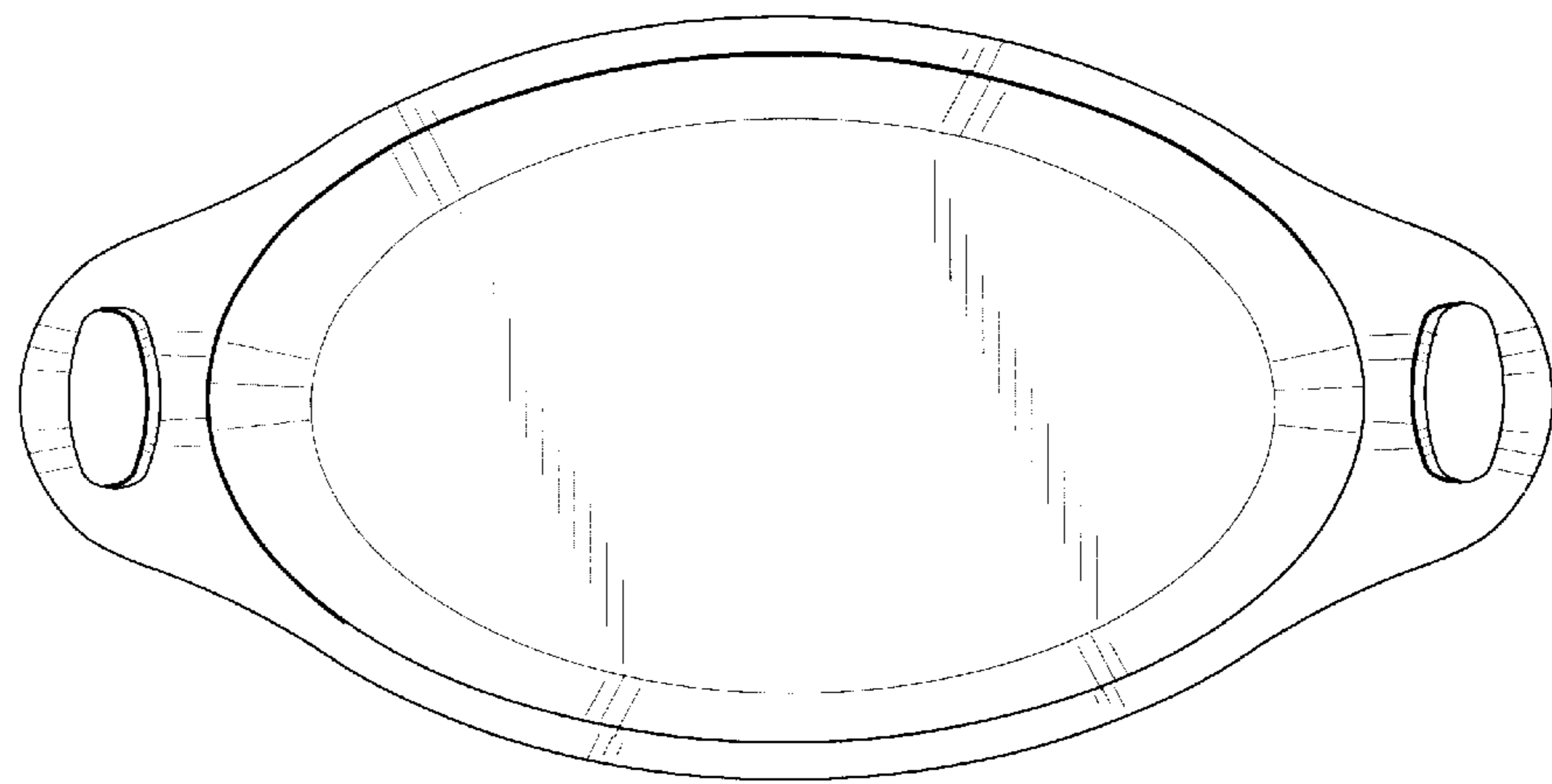


FIG. 5

