



US00D483609S

(12) **United States Design Patent**
Guadalupi

(10) **Patent No.:** **US D483,609 S**

(45) **Date of Patent:** **** Dec. 16, 2003**

(54) **DRINK DISPENSING COLUMN**

(75) Inventor: **Riccardo Guadalupi**, Ponteranica (IT)

(73) Assignee: **Vin Service S.r.l.** (IT)

(**) Term: **14 Years**

(21) Appl. No.: **29/171,566**

(22) Filed: **Nov. 25, 2002**

(30) **Foreign Application Priority Data**

May 27, 2002 (WO) DM/060 831

(51) **LOC (7) Cl.** **07-99**

(52) **U.S. Cl.** **D7/398; D7/397**

(58) **Field of Search** D7/300, 305, 306,
D7/307, 308, 398, 397; 222/183, 129.1,
129.2, 129.3, 156, 144.5, 30; 137/606;
141/102; D15/7; D23/231

(56) **References Cited**

U.S. PATENT DOCUMENTS

D69,522 S	*	2/1926	Lutsky et al.	D7/398
D82,630 S	*	11/1930	Seitz	D7/397
D137,115 S	*	1/1944	Booth	D7/398
D160,784 S	*	11/1950	Huffman	D7/305
D196,464 S	*	10/1963	Kilbourn et al.	D23/231
3,355,068 A	*	11/1967	Harland	222/30
D261,657 S	*	11/1981	Villa	D7/306
D352,200 S	*	11/1994	Hansen	D7/306
D401,477 S	*	11/1998	Martindale	D7/590
D407,260 S	*	3/1999	Martindale	D7/306
D440,458 S	*	4/2001	Ohu	D7/306

D441,253 S * 5/2001 Chen D7/398

D455,597 S * 4/2002 Lefroy-Brooks D7/313

D475,241 S * 6/2003 Mattiuzzo D7/398

* cited by examiner

Primary Examiner—M. N. Pandozzi

(74) *Attorney, Agent, or Firm*—Lerner, David, Littenberg, Krumholz & Mentlik, LLP

(57) **CLAIM**

The ornamental design for a drink dispensing column, as shown and described.

DESCRIPTION

FIG. 1 is a front, perspective view of a drink dispensing column in accordance with the present invention with the tap shown in phantom view;

FIG. 2 is a front, elevational view of the drink dispensing column shown in FIG. 1;

FIG. 3 is a rear, elevational view of the drink dispensing column shown in FIG. 1;

FIG. 4 is a left-side, elevational view of the drink dispensing column shown in FIG. 1;

FIG. 5 is a right-side, elevational view of the drink dispensing column shown in FIG. 1;

FIG. 6 is a top, elevational view of the drink dispensing column shown in FIG. 1; and,

FIG. 7 is a bottom, elevational view of the drink dispensing column shown in FIG. 1.

The broken lines in the drawings are for illustrative purposes only and form no part of the claimed design.

1 Claim, 3 Drawing Sheets

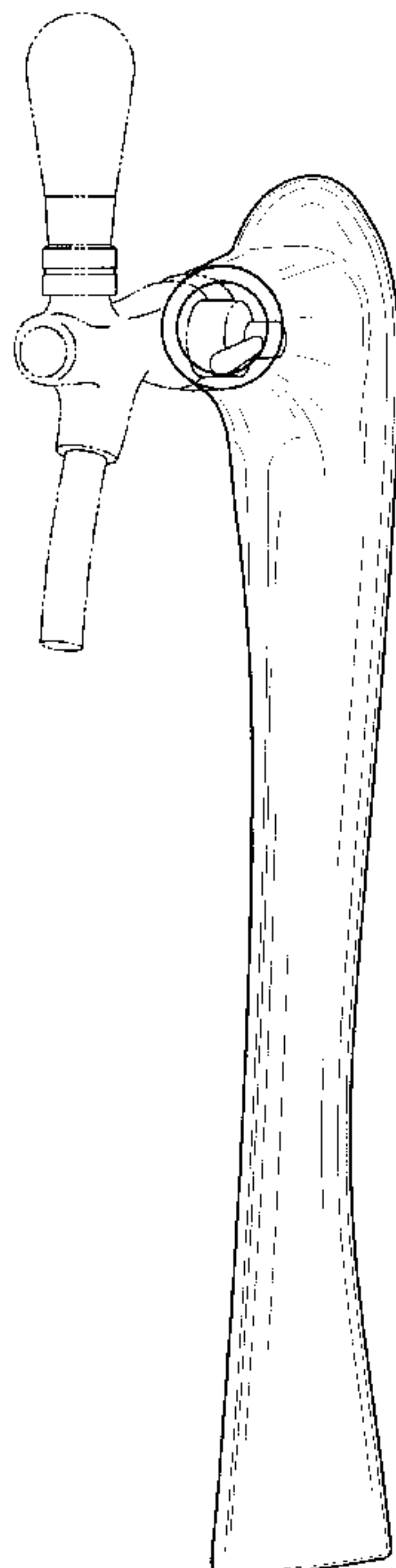


FIG. 1

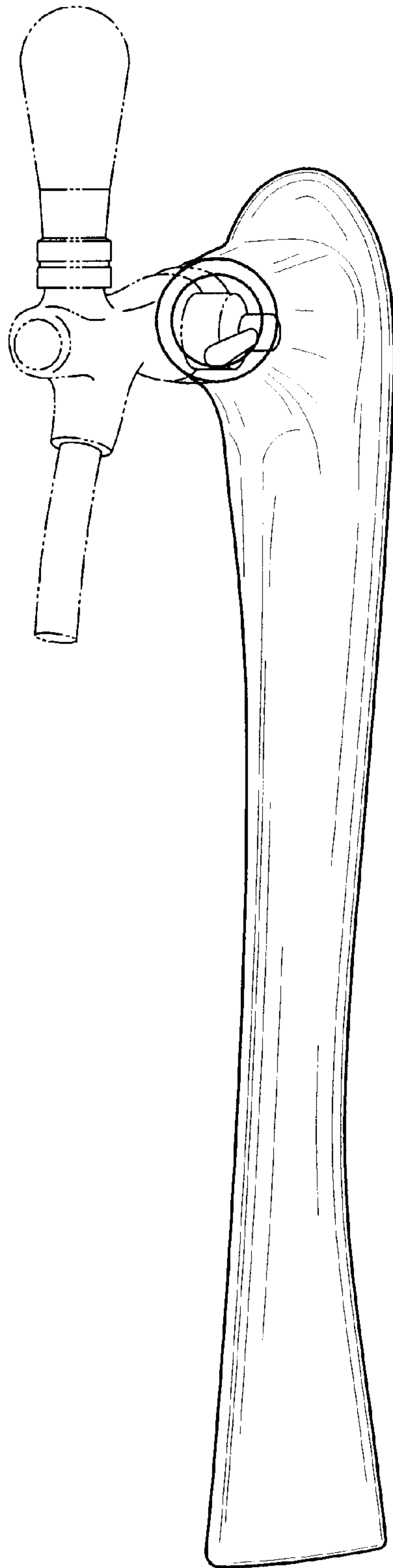


FIG. 2

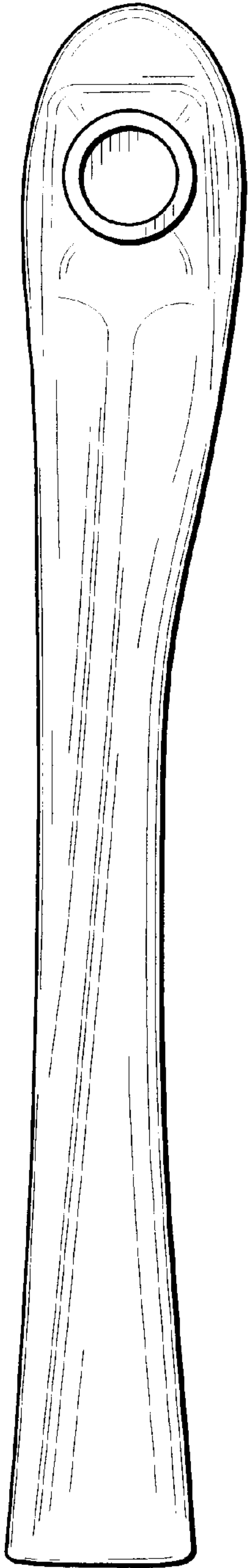


FIG. 3

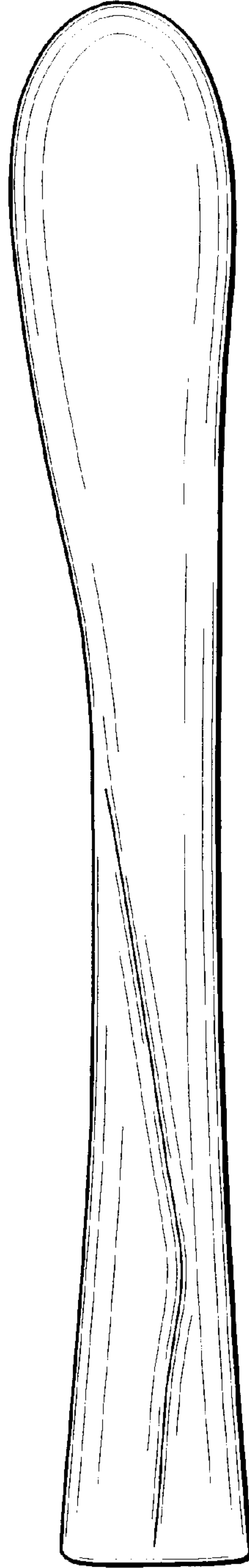


FIG. 4

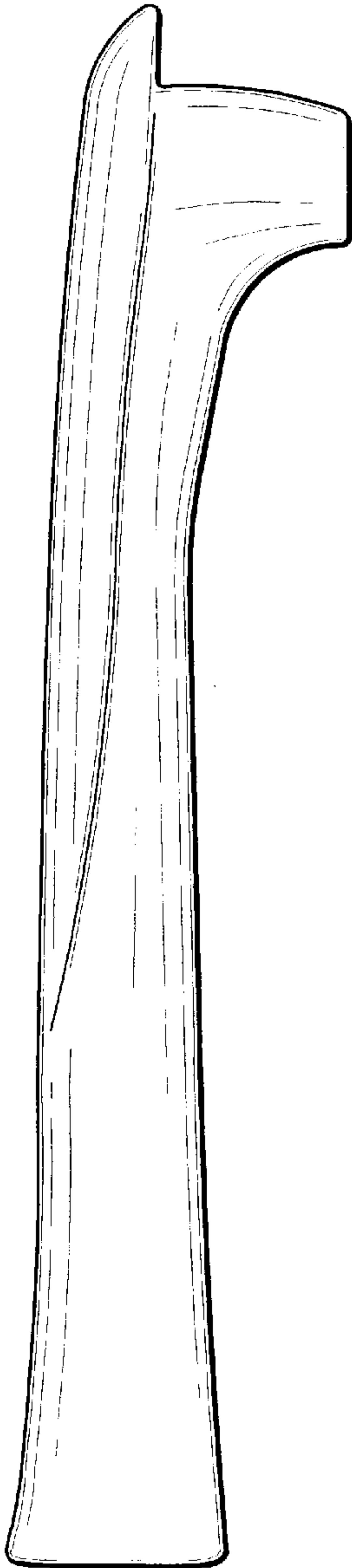


FIG. 5

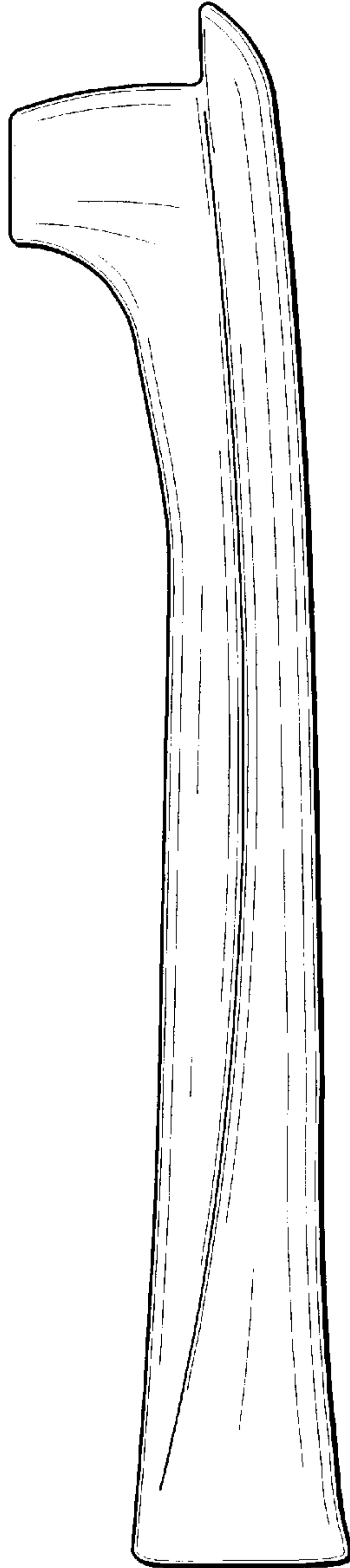


FIG. 6

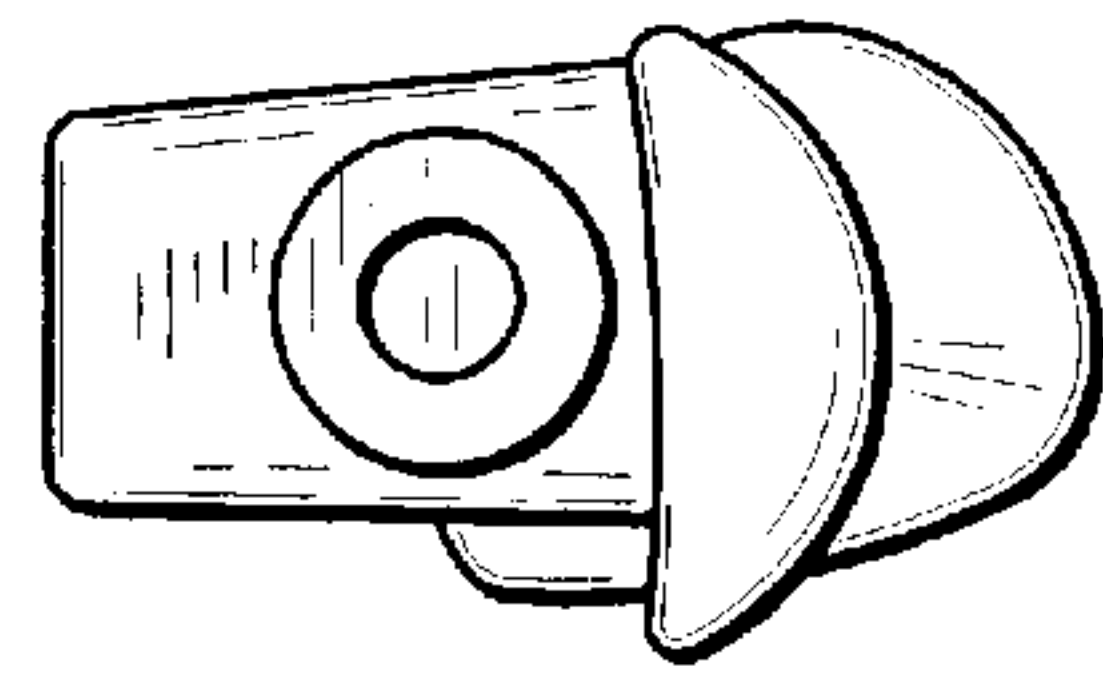


FIG. 7

