



US00D483605S

(12) **United States Design Patent**
Gronda

(10) **Patent No.:** **US D483,605 S**

(45) **Date of Patent:** **** Dec. 16, 2003**

(54) **GRILL FOR COOKING PURPOSES**

D463,202 S * 9/2002 Smith D7/359
D471,397 S * 3/2003 Wright D7/359

(76) Inventor: **Pablo Javier Gronda**, Rep. de la India
2985, Buenos Aires (AR)

FOREIGN PATENT DOCUMENTS

(**) Term: **14 Years**

GB 2085644 * 1/1999

* cited by examiner

(21) Appl. No.: **29/169,566**

Primary Examiner—Caron D. Veynar

(22) Filed: **Oct. 23, 2002**

(74) *Attorney, Agent, or Firm*—Venable LLP; John P. Shannon

(30) **Foreign Application Priority Data**

May 20, 2002 (AR) 70078

(57) **CLAIM**

(51) **LOC (7) Cl.** **07-02**

The ornamental design for a grill for cooking purposes, as shown and described.

(52) **U.S. Cl.** **D7/359**

(58) **Field of Search** D7/550.1, 552.1,
D7/554.3, 323, 352, 354–361, 387, 402,
408, 409, 337; 99/324, 339, 340, 357, 376,
377, 422–450; 126/1 R–23

DESCRIPTION

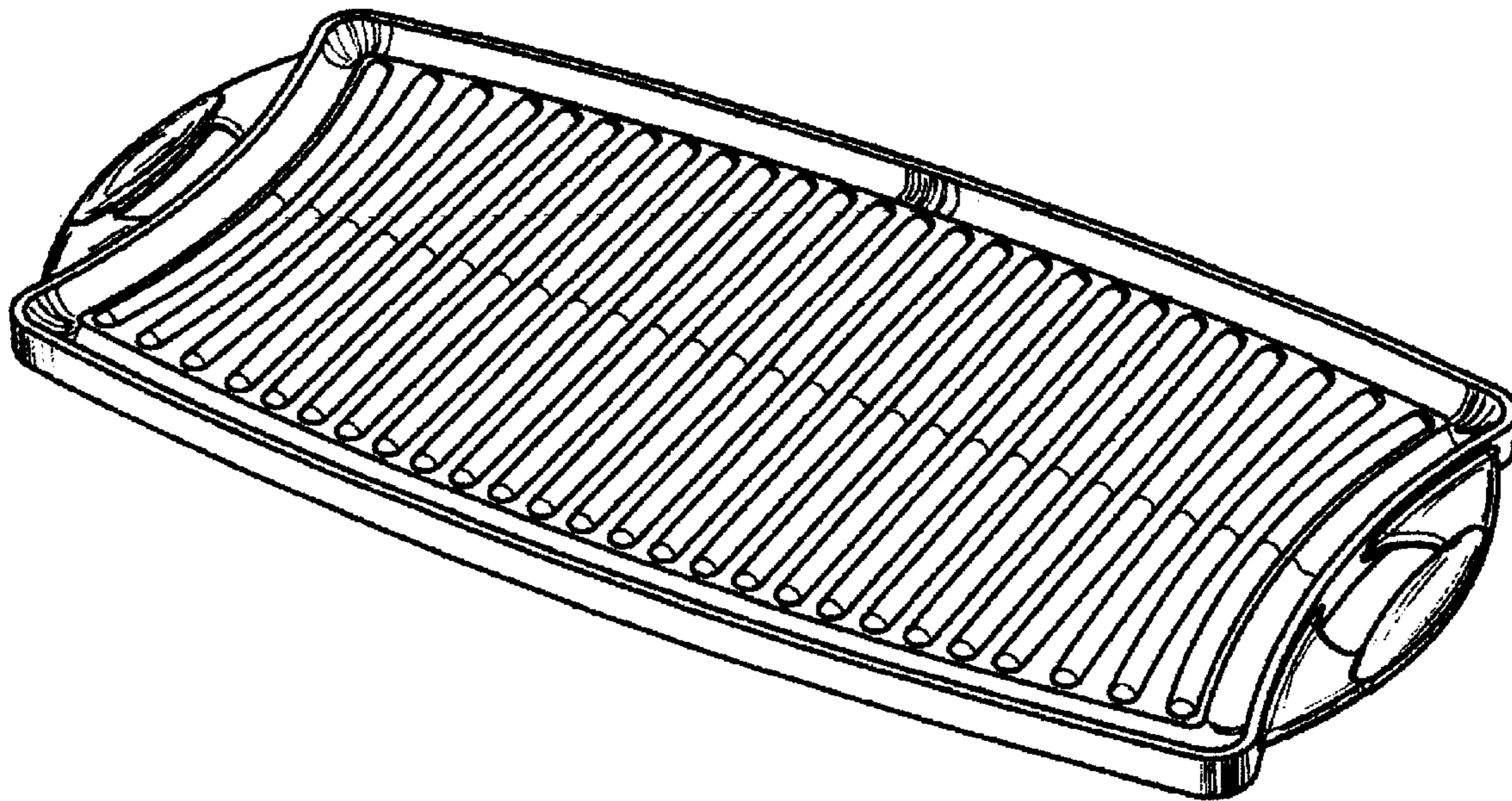
(56) **References Cited**

U.S. PATENT DOCUMENTS

D220,637 S * 5/1971 Swett et al. D7/388
D378,561 S * 3/1997 Ferris et al. D7/554.3
D393,980 S * 5/1998 Kellermann D7/409
D457,393 S * 5/2002 Lewis D7/402

FIG. 1 is a perspective view of a grill for cooking purposes showing my new design;
FIG. 2 is a top plan view thereof;
FIG. 3 is a bottom plan view thereof;
FIG. 4 is a left side elevational view thereof;
FIG. 5 is a right side elevational view thereof;
FIG. 6 is a front elevational view thereof; and,
FIG. 7 is a rear elevational view thereof.

1 Claim, 4 Drawing Sheets



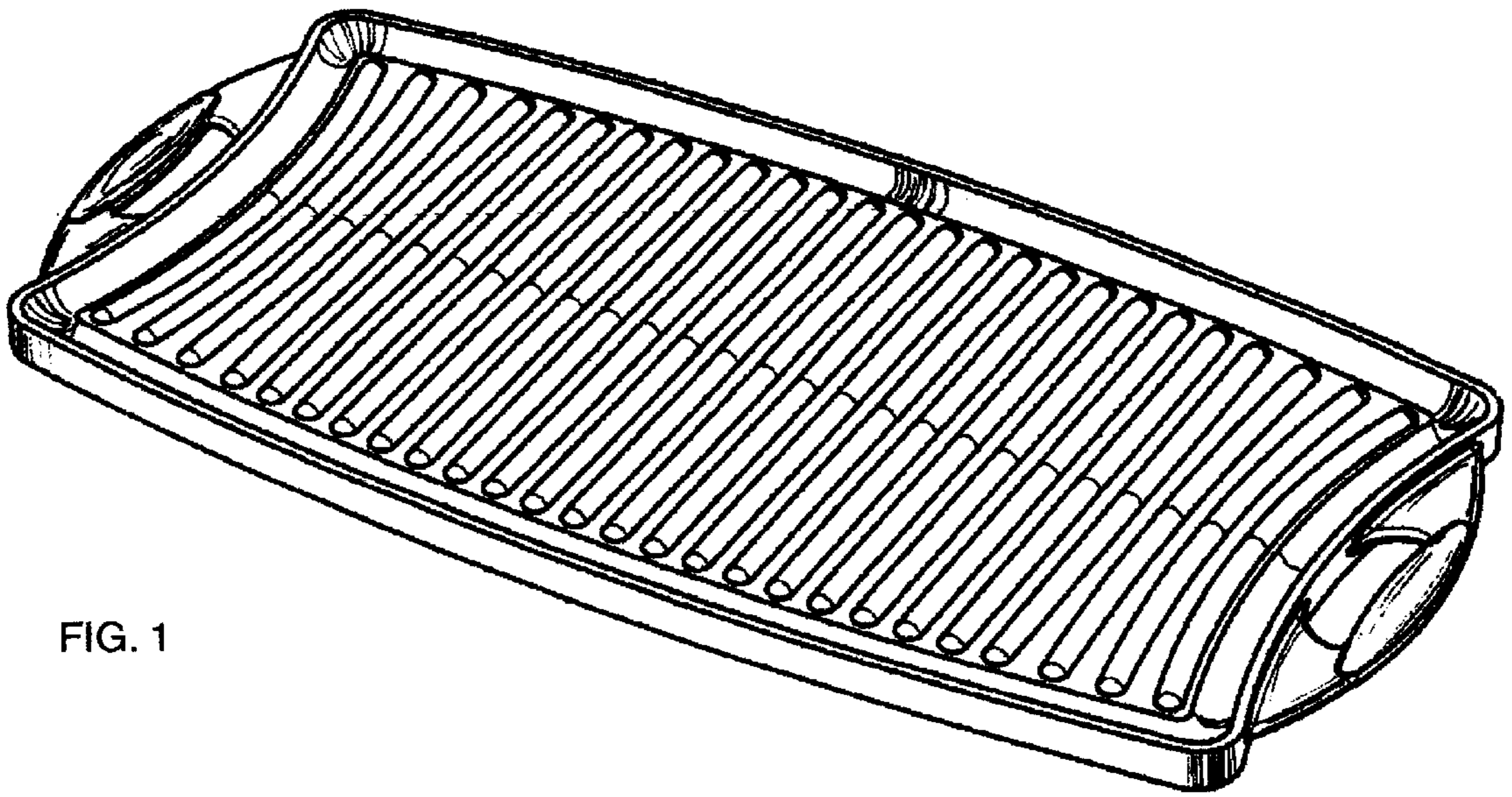


FIG. 1

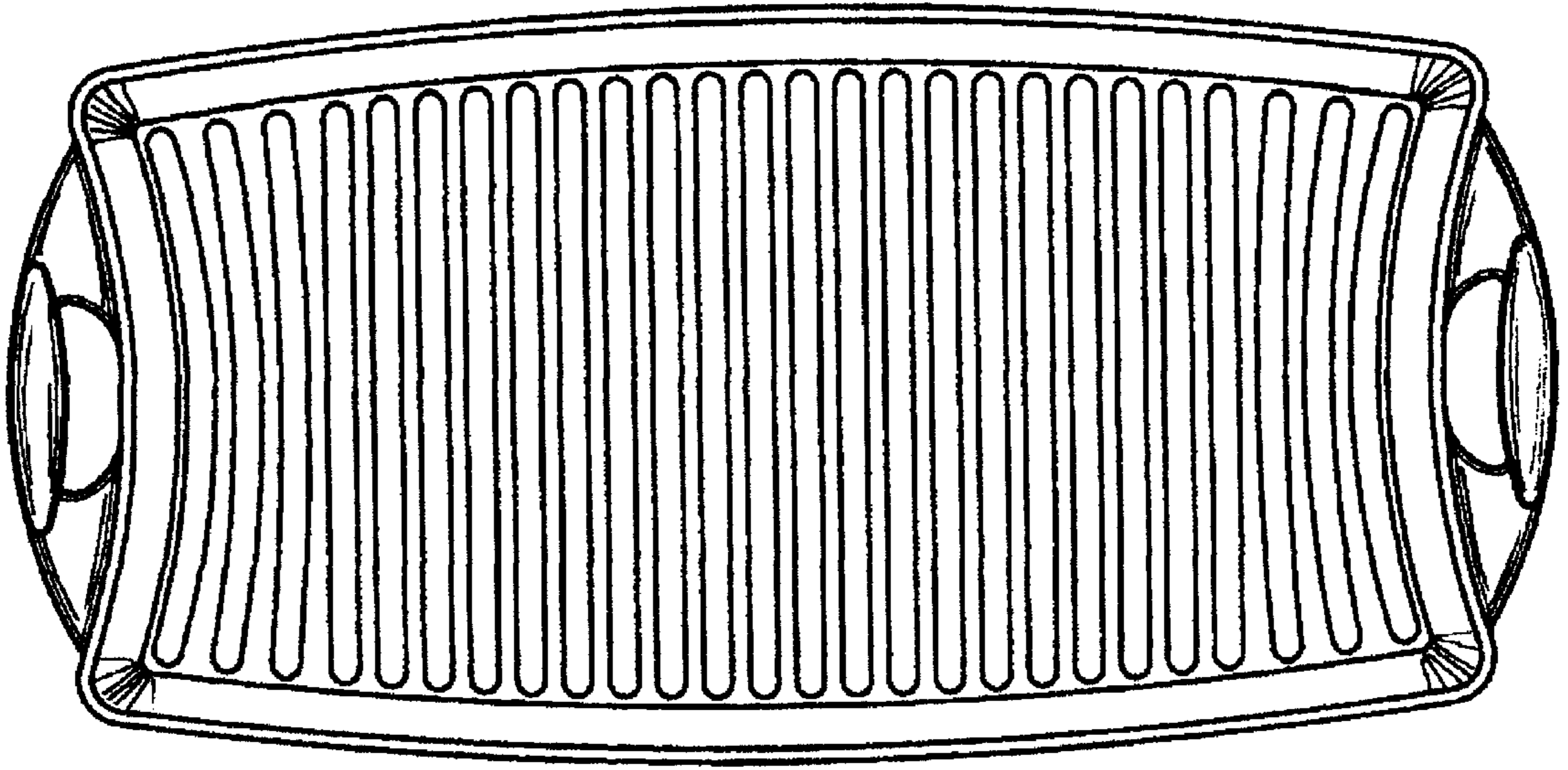


FIG. 2




FIG. 3




FIG. 4




FIG. 5

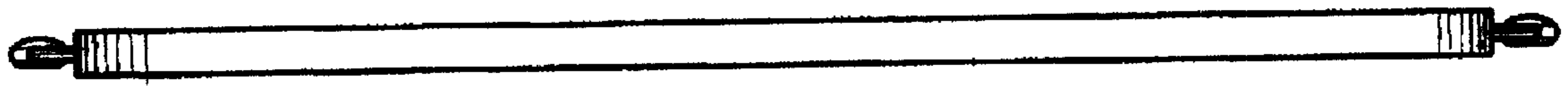


FIG. 6



FIG. 7