



US00D483595S

(12) **United States Design Patent** (10) **Patent No.:** **US D483,595 S**
Trapp et al. (45) **Date of Patent:** **** Dec. 16, 2003**

(54) **SHELF FOR DENTAL TOOLS AND SUPPLIES**

D325,838 S * 5/1992 Lamprey D6/574
D359,643 S * 6/1995 Langmade D6/574
D403,546 S * 1/1999 Moon D6/574
D443,165 S * 6/2001 Petri D6/574

(75) Inventors: **Scott M. Trapp**, Pineville, NC (US);
Donald R. Schmidt, Newberg, OR (US); **Jason W. Spencer**, Charlotte, NC (US)

* cited by examiner

(73) Assignee: **Dental Components, Inc.**, Newberg, OR (US)

Primary Examiner—Brian N. Vinson
(74) *Attorney, Agent, or Firm*—James D. Givnan, Jr.

(**) Term: **14 Years**

(57) **CLAIM**

The ornamental design for a shelf for dental tools and supplies, as shown.

(21) Appl. No.: **29/171,839**

DESCRIPTION

(22) Filed: **Dec. 2, 2002**

(51) **LOC (7) Cl.** **06-04**

(52) **U.S. Cl.** **D6/574**

(58) **Field of Search** D6/574, 511, 553,
D6/567; 108/152, 159, 28, 29; 211/126.1,
134

FIG. 1 is a plan view of a shelf for dental tools and supplies;
FIG. 2 is a front elevational view;
FIG. 3 is a bottom plan view;
FIG. 4 is a side elevational view taken from the right side of FIG. 1;
FIG. 5 is a rear elevational view; and,
FIG. 6 is a perspective view.

(56) **References Cited**

U.S. PATENT DOCUMENTS

2,911,108 A * 11/1959 Nield D6/511 X

1 Claim, 2 Drawing Sheets



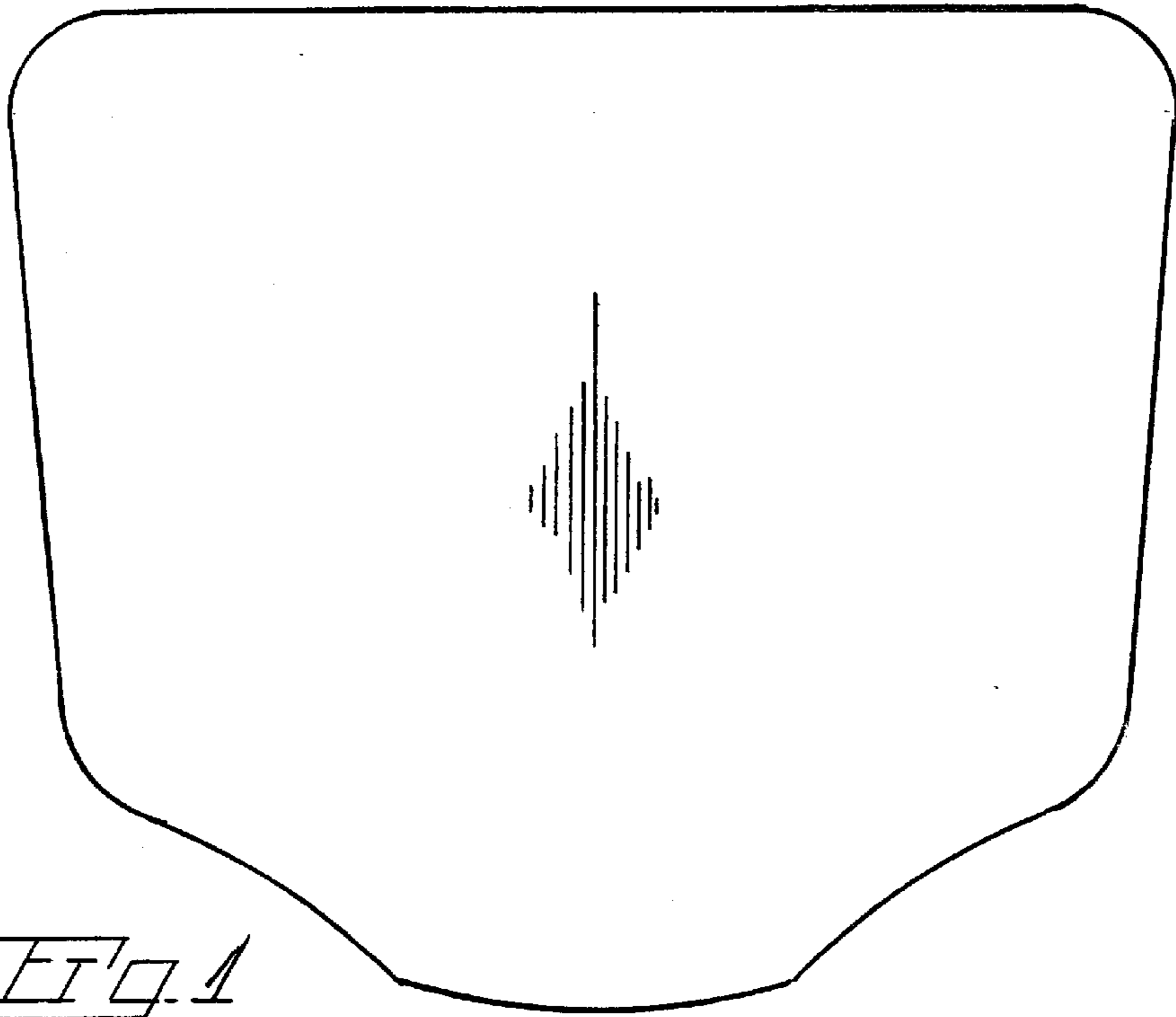


FIG. 2

FIG. 3

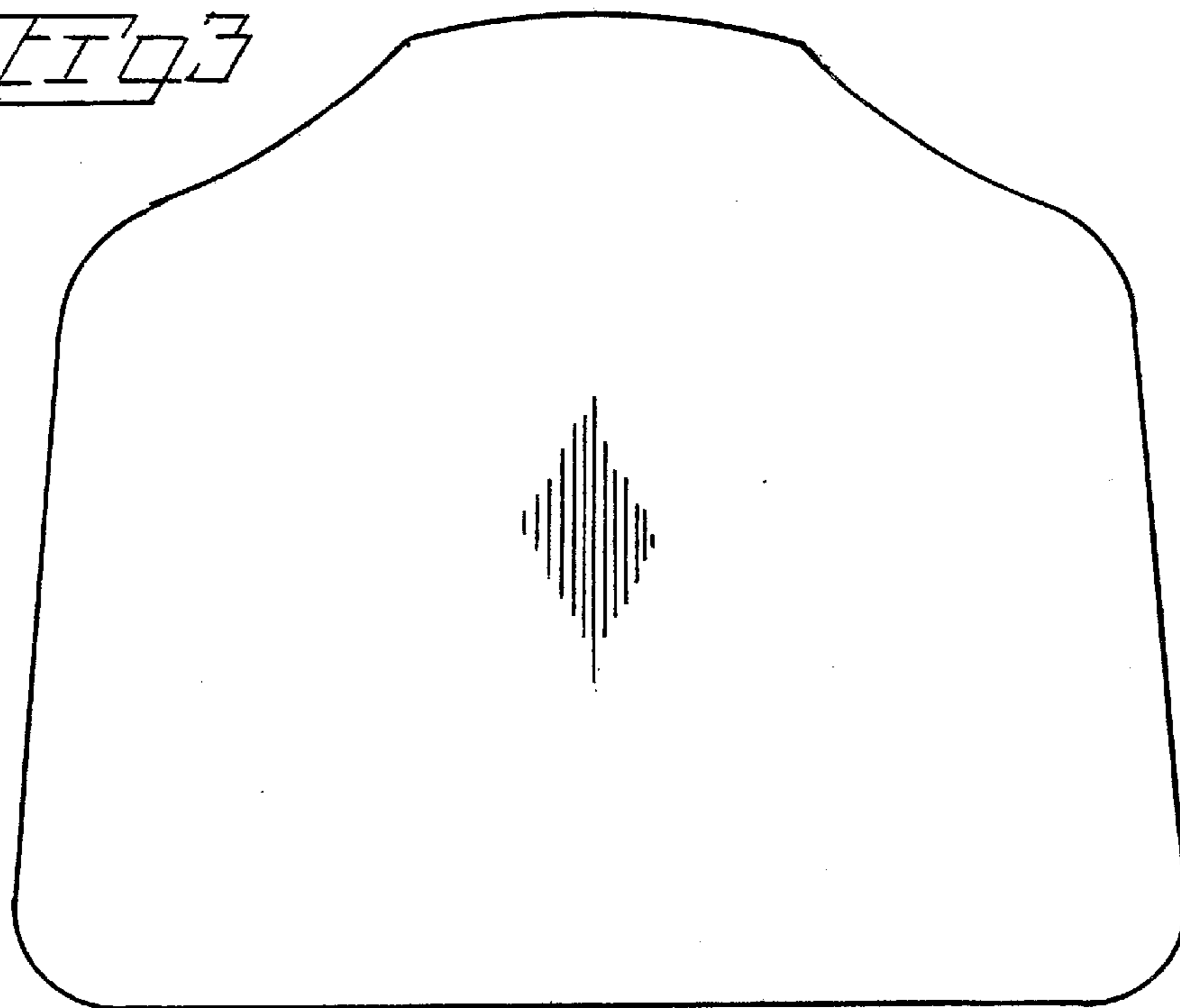




FIG. 4



FIG. 5

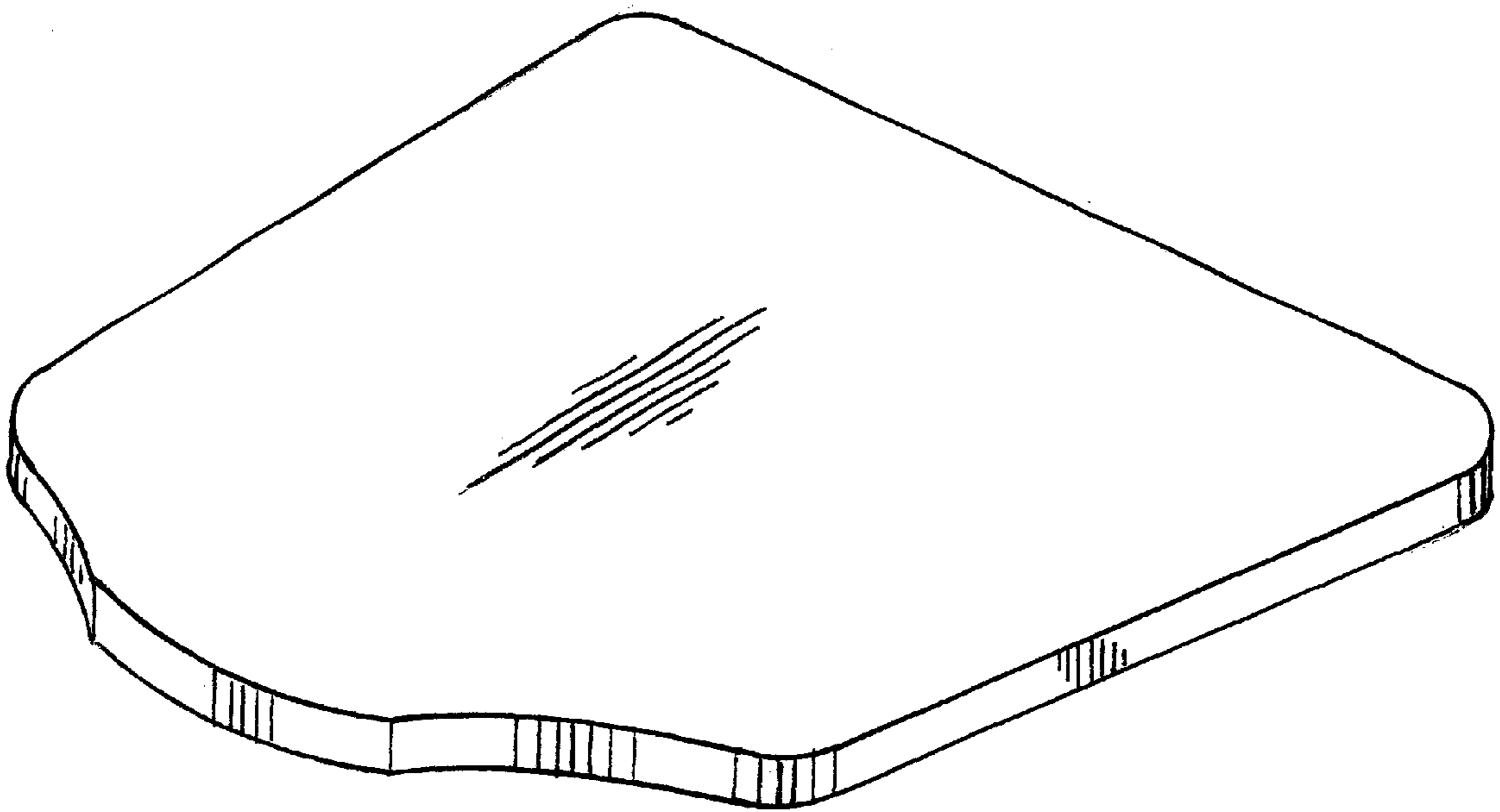


FIG. 6