



US00D483594S

(12) **United States Design Patent**  
**Annis, IV**

(10) **Patent No.:** **US D483,594 S**

(45) **Date of Patent:** **\*\* Dec. 16, 2003**

(54) **REFRIGERATOR-MOUNTED HOLDER FOR INSULIN AND SYRINGES**

*Primary Examiner*—Brian N. Vinson  
(74) *Attorney, Agent, or Firm*—McHale & Slavin, P.A.

(76) **Inventor:** **Jeffrey Annis, IV**, 749 Eagle Way,  
North Palm Beach, FL (US) 33408

(57) **CLAIM**

The ornamental design for a refrigerator-mounted holder for insulin and syringes, as shown and described.

(\*\*) **Term:** **14 Years**

**DESCRIPTION**

(21) **Appl. No.:** **29/164,729**

FIG. 1 is a front elevational view of the refrigerator-mounted holder for insulin and syringes of the invention, with insulin bottles and syringes inserted therein and shown in phantom which form no part of the claimed design;

(22) **Filed:** **Jul. 30, 2002**

(51) **LOC (7) Cl.** ..... **06-04**

(52) **U.S. Cl.** ..... **D6/574**

(58) **Field of Search** ..... D6/511, 567, 574;  
211/71, 74, 75, 86.01, 88.01, 87.01, 90.01,  
126.1, 134

FIG. 2 is a top plan view of the refrigerator-mounted holder for insulin and syringes of FIG. 1;

FIG. 3 is a bottom plan view of the refrigerator-mounted holder for insulin and syringes of FIG. 1;

(56) **References Cited**

**U.S. PATENT DOCUMENTS**

D392,144 S	*	3/1998	Vogler	.....	D6/574
D394,775 S	*	6/1998	Anderson et al.	.....	D6/574
D409,035 S	*	5/1999	Belokin et al.	.....	D6/574
D412,421 S	*	8/1999	Belokin et al.	.....	D6/574
D430,766 S	*	9/2000	Sorensen et al.	.....	D6/574
D435,382 S	*	12/2000	Sorensen et al.	.....	D6/574

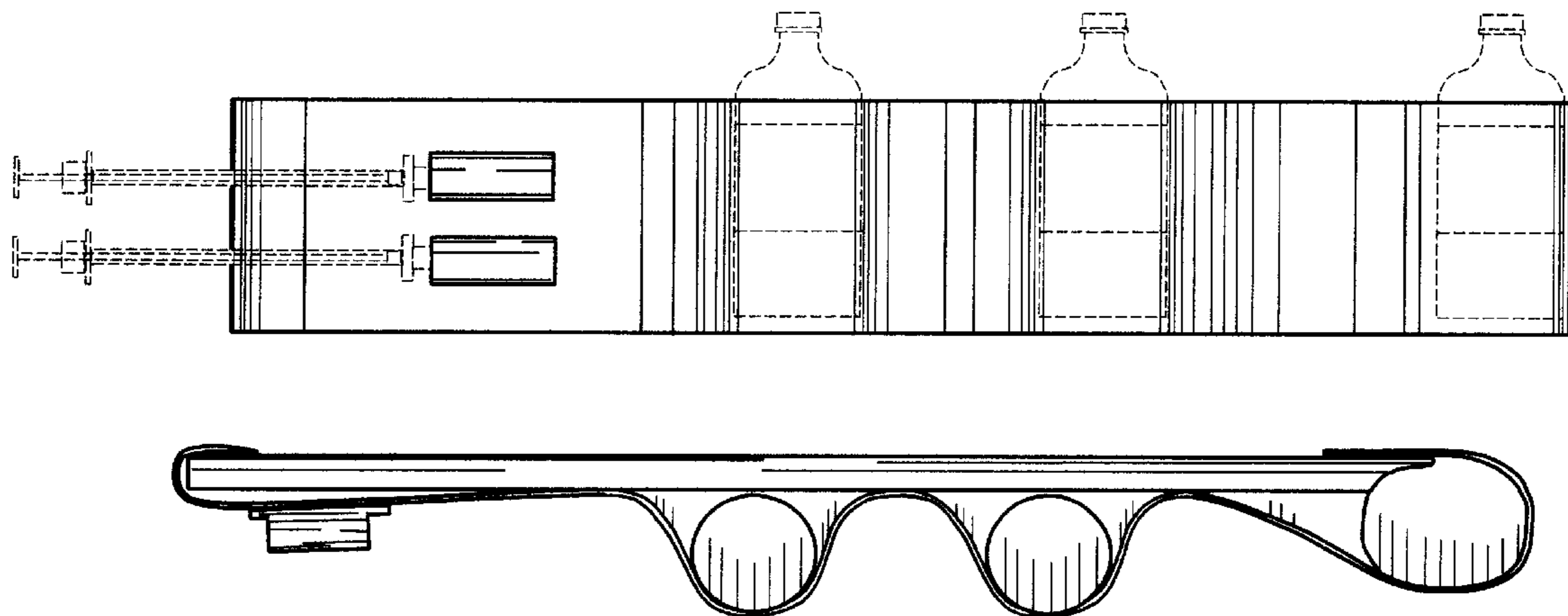
FIG. 4 is a rear elevational view of the refrigerator-mounted holder for insulin and syringes of FIG. 1;

FIG. 5 is a right side view of the refrigerator-mounted holder for insulin and syringes of FIG. 1; and,

FIG. 6 is a left side view of the refrigerator-mounted holder for insulin and syringes of FIG. 1.

\* cited by examiner

**1 Claim, 2 Drawing Sheets**



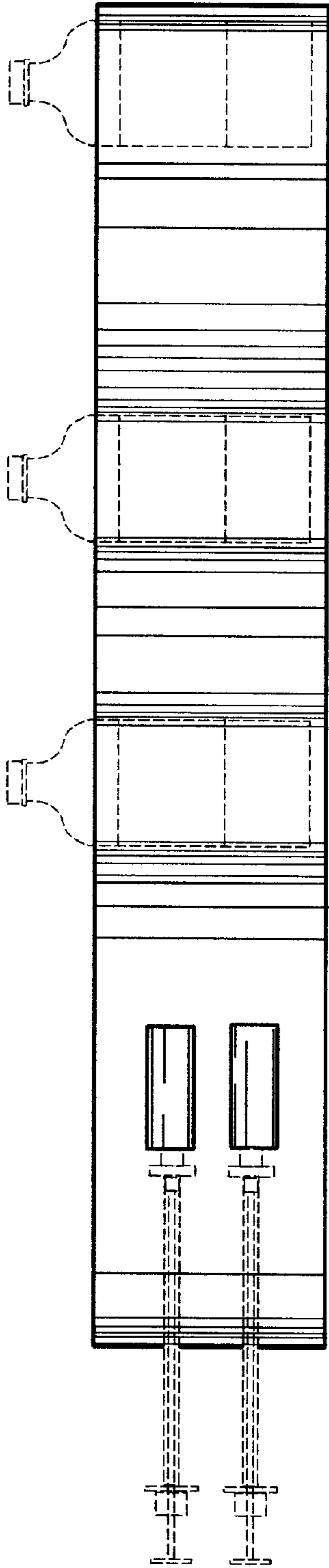


FIG. 1

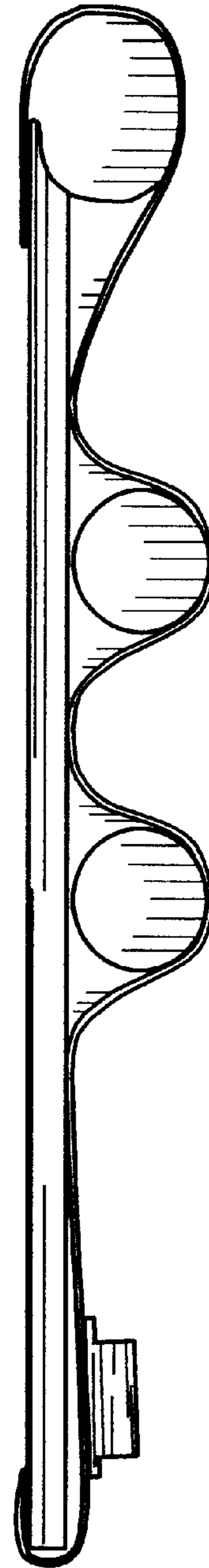


FIG. 2

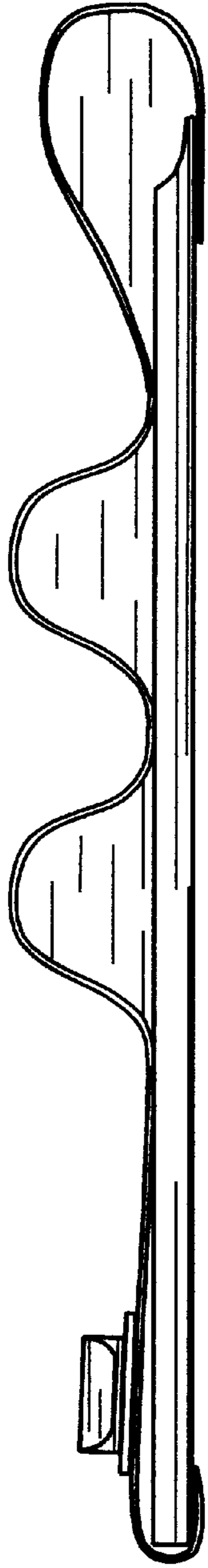


FIG. 3




FIG. 4




FIG. 5



FIG. 6