



US00D483584S

(12) **United States Design Patent**
Perfetto

(10) **Patent No.:** **US D483,584 S**

(45) **Date of Patent:** **** Dec. 16, 2003**

(54) **TOILET PAPER ROLL HOLDER**

(76) **Inventor:** **James Perfetto**, 450 Wakelee Ave.,
Stratford, CT (US) 06614

(**) **Term:** **14 Years**

(21) **Appl. No.:** **29/179,430**

(22) **Filed:** **Apr. 9, 2003**

(51) **LOC (7) Cl.** **23-02**

(52) **U.S. Cl.** **D6/523**

(58) **Field of Search** D6/518-523; 202/389,
202/391; 211/13.1, 85.6, 45, 86.01, 87.01,
88.04, 123; 221/33, 45, 282, 283; 222/173;
242/558, 860, 570, 590, 595, 596, 598;
248/251, 905; 312/245, 34.1, 34.8, 34.22,
34.24

(56) **References Cited**

U.S. PATENT DOCUMENTS

D140,628 S 3/1945 Batten et al. D4/3
D153,843 S 5/1949 Bartolomeo D33/3

D162,636 S * 3/1951 Ellis D6/519
D353,965 S 1/1995 Winebrenner D6/518
D358,052 S * 5/1995 Carpenter D6/519
D364,059 S * 11/1995 Merriweather, Jr. D6/519
D387,590 S 12/1997 Cameron et al. D6/523

* cited by examiner

Primary Examiner—Brian N. Vinson

(74) *Attorney, Agent, or Firm*—Goldstein & Lavas, P.C.

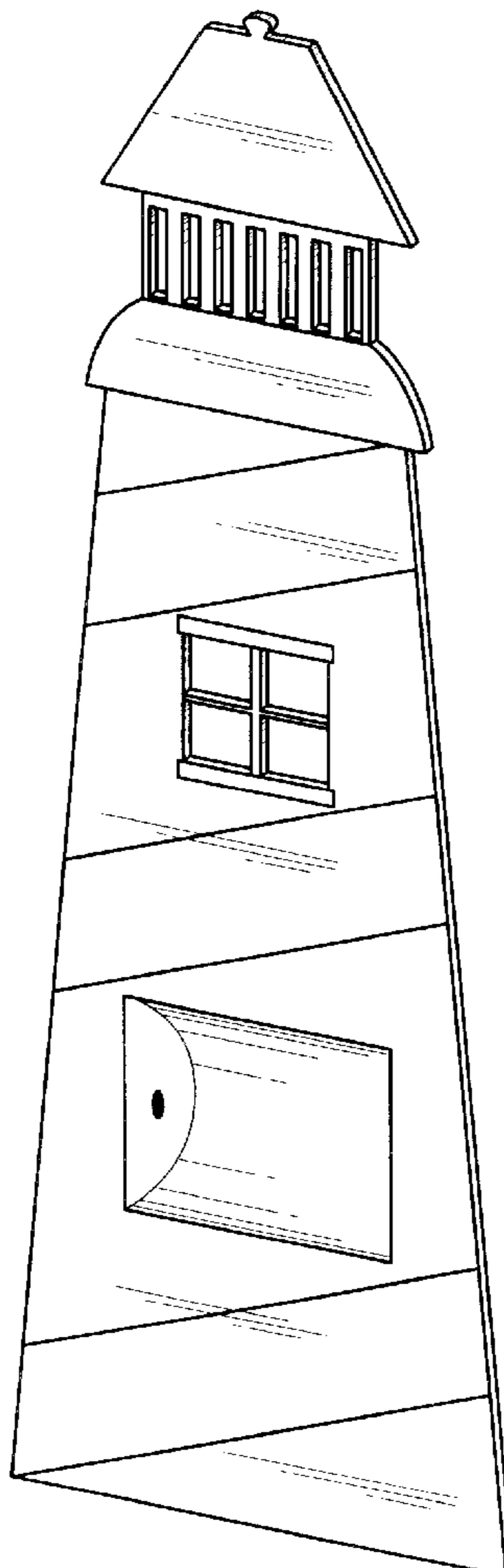
(57) **CLAIM**

The ornamental design for a toilet paper roll holder, as shown and described.

DESCRIPTION

FIG. 1 is a perspective view of a toilet paper roll holder.
FIG. 2 is a front elevational view thereof.
FIG. 3 is a rear elevational view thereof.
FIG. 4 is a right side elevational view thereof.
FIG. 5 is a left side elevational view thereof.
FIG. 6 is a top plan view of the toilet paper roll holder; and,
FIG. 7 is a bottom plan view thereof.

1 Claim, 3 Drawing Sheets



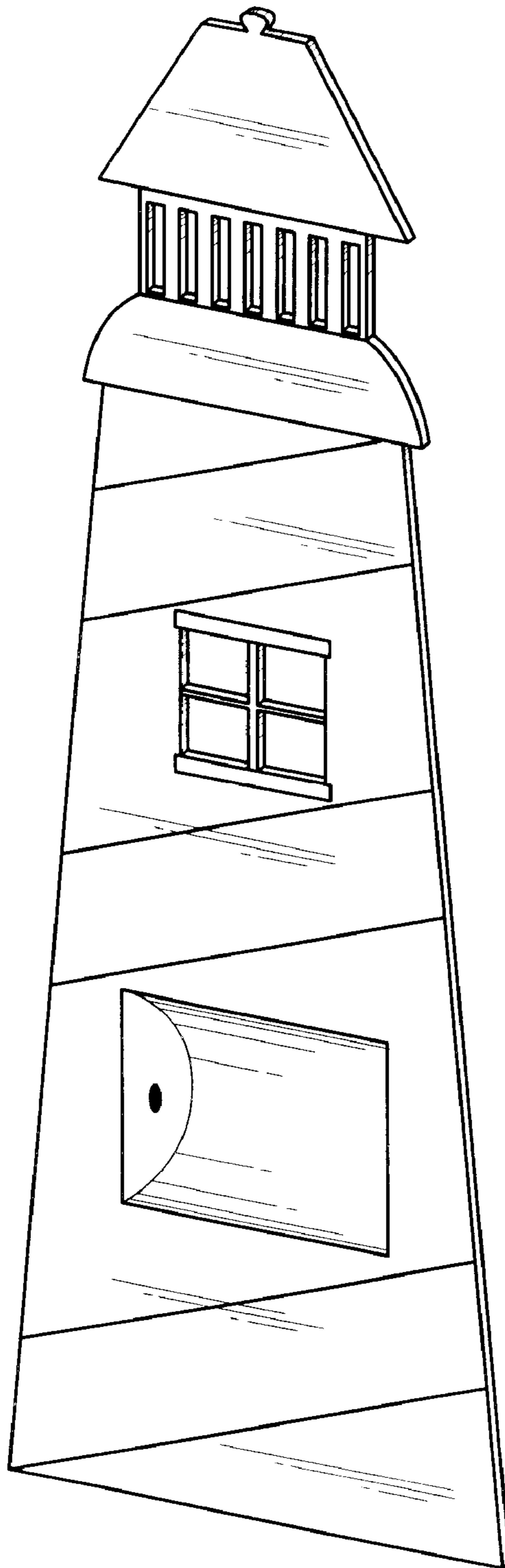


FIG. 1

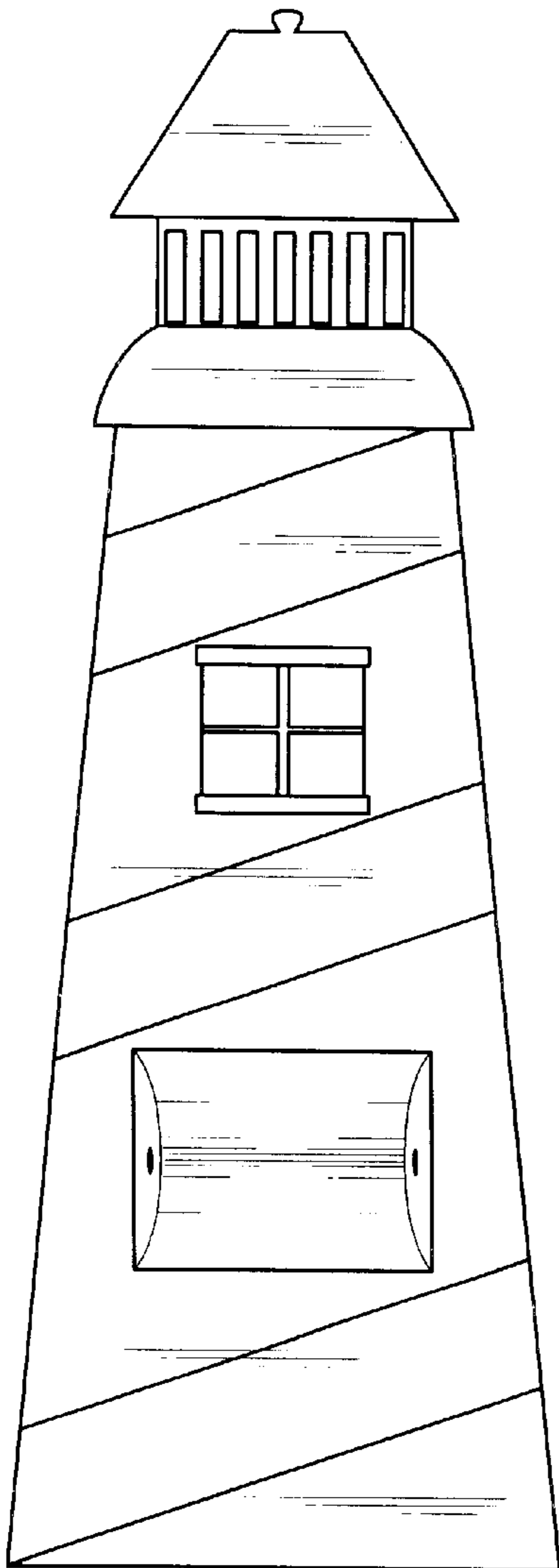


FIG. 2

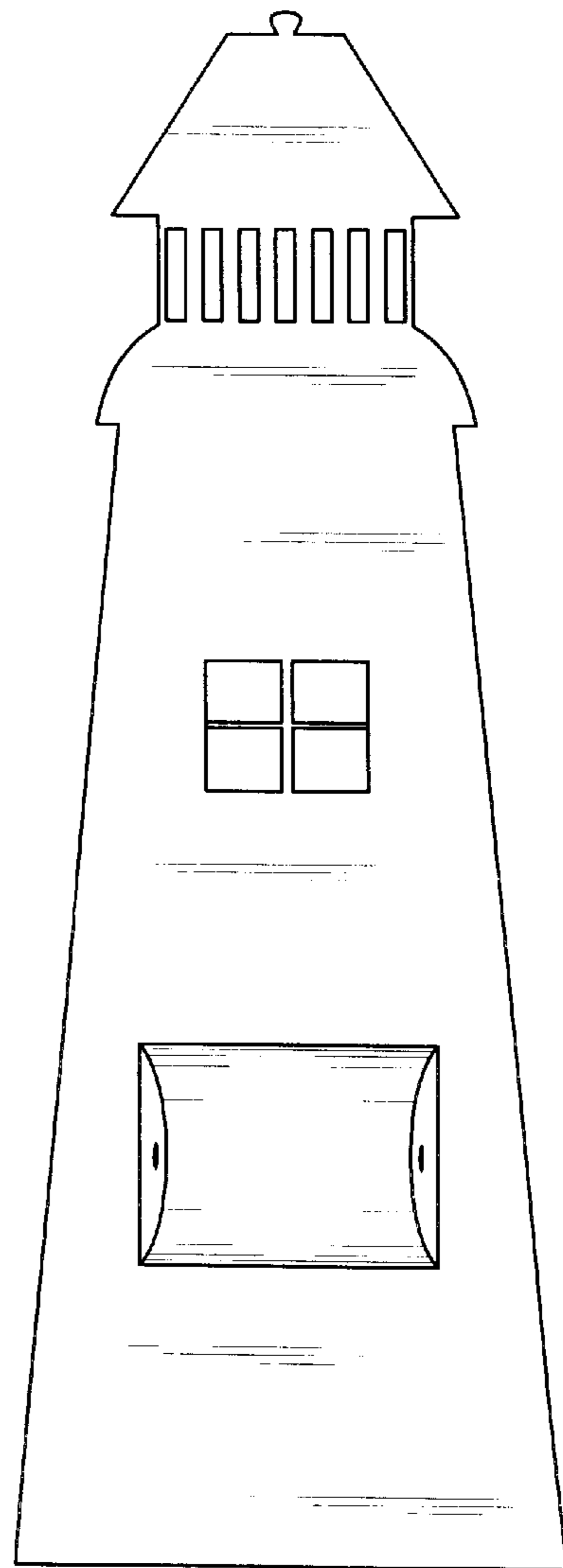


FIG. 3




FIG. 4



FIG. 5

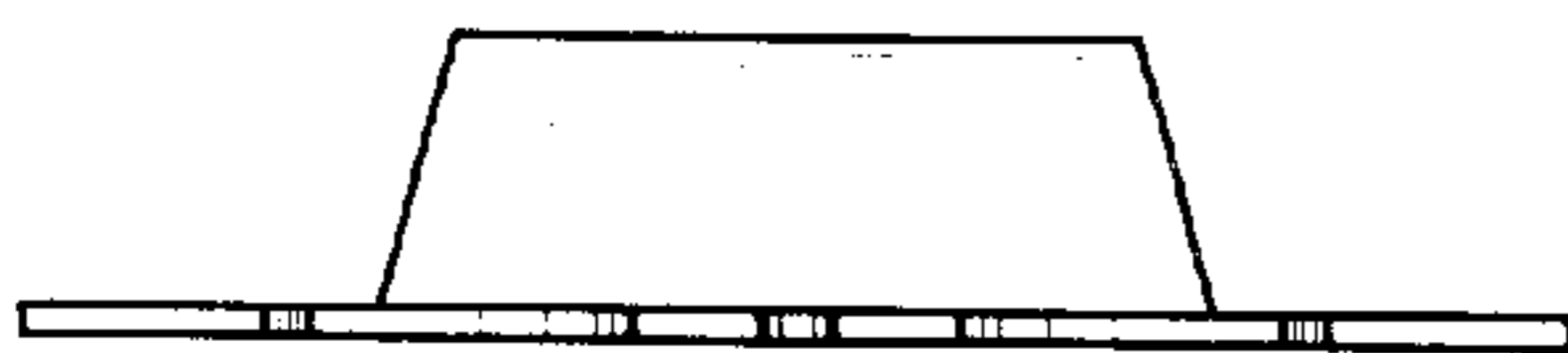


FIG. 6




FIG. 7