



US00D483574S

(12) **United States Design Patent**  
**Wanek et al.**

(10) **Patent No.:** **US D483,574 S**

(45) **Date of Patent:** **\*\* Dec. 16, 2003**

(54) **MIRROR**

(75) Inventors: **Ronald G. Wanek**, Arcadia, WI (US);  
**Eric A. Cook**, Onalaska, WI (US)

(73) Assignee: **Ashley Furniture Industries, Inc.**,  
Arcadia, WI (US)

(\*\*) Term: **14 Years**

(21) Appl. No.: **29/177,204**

(22) Filed: **Mar. 4, 2003**

(51) **LOC (7) Cl.** ..... **06-07**

(52) **U.S. Cl.** ..... **D6/309**

(58) **Field of Search** ..... D6/300-303, 309-314;  
40/700, 711, 714-716, 722, 745, 747, 749,  
780, 790, 798, 757; 359/838, 871, 879,  
883; 248/469, 488, 490

(56) **References Cited**

**U.S. PATENT DOCUMENTS**

D39,639 S 10/1908 Eustis  
D110,833 S 8/1938 Fain

D116,618 S \* 9/1939 Trojan ..... D6/309  
4,368,585 A \* 1/1983 Meltzer et al. .... 40/790  
D346,068 S 4/1994 White  
D394,159 S 5/1998 Leung  
D459,094 S 6/2002 Stone et al.

\* cited by examiner

*Primary Examiner*—Janice E. Seeger

(74) *Attorney, Agent, or Firm*—Patterson, Thuente, Skaar &  
Christensen, P.A.

(57) **CLAIM**

The ornamental design for a mirror, as shown and described.

**DESCRIPTION**

FIG. 1 is a perspective view of a mirror according to an embodiment of the invention.

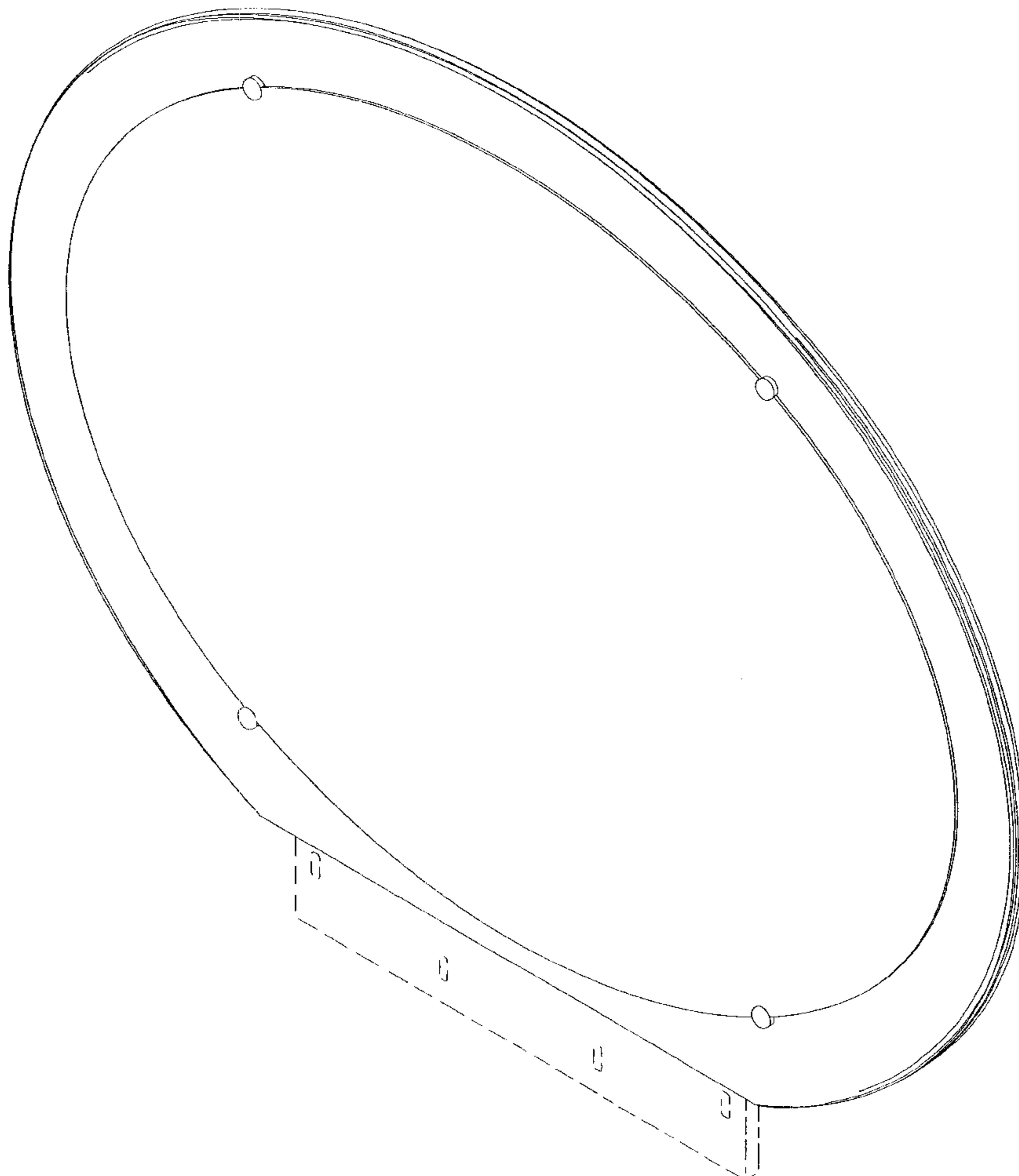
FIG. 2 is a front elevational view;

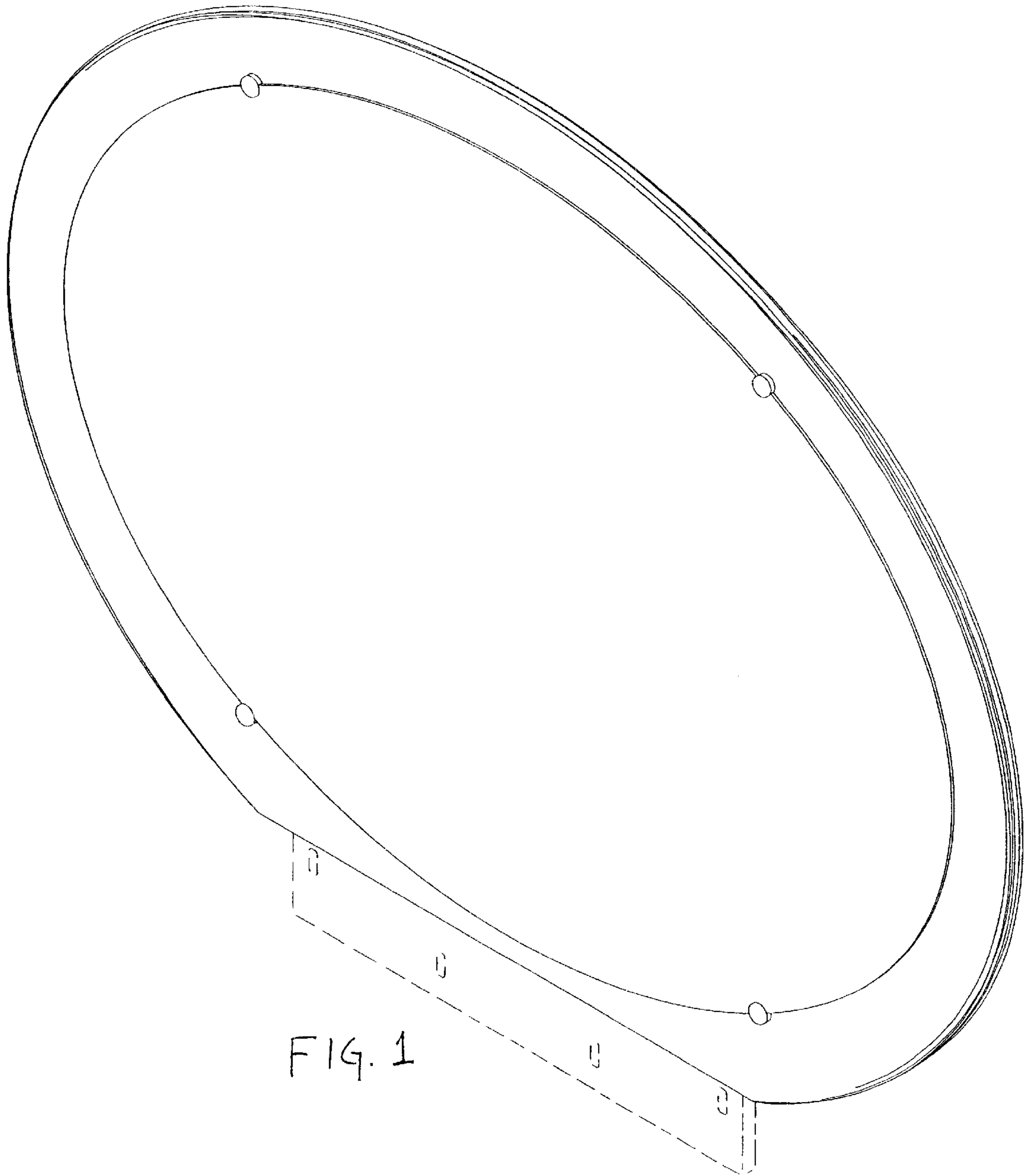
FIG. 3 is a side elevational view; and,

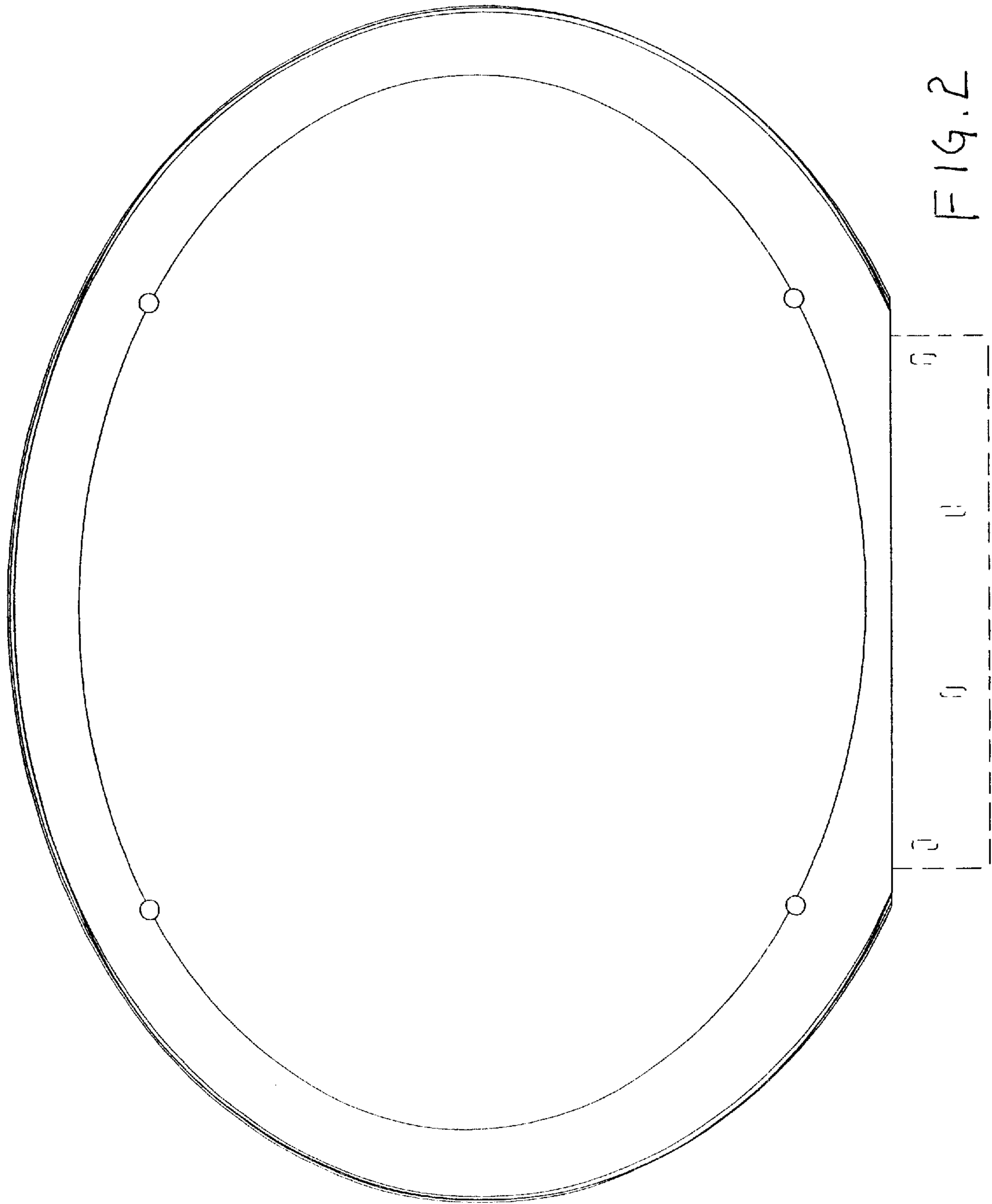
FIG. 4 is a top plan view.

Broken lines indicate environment and are not part of the claimed invention.

**1 Claim, 4 Drawing Sheets**










FIG. 3

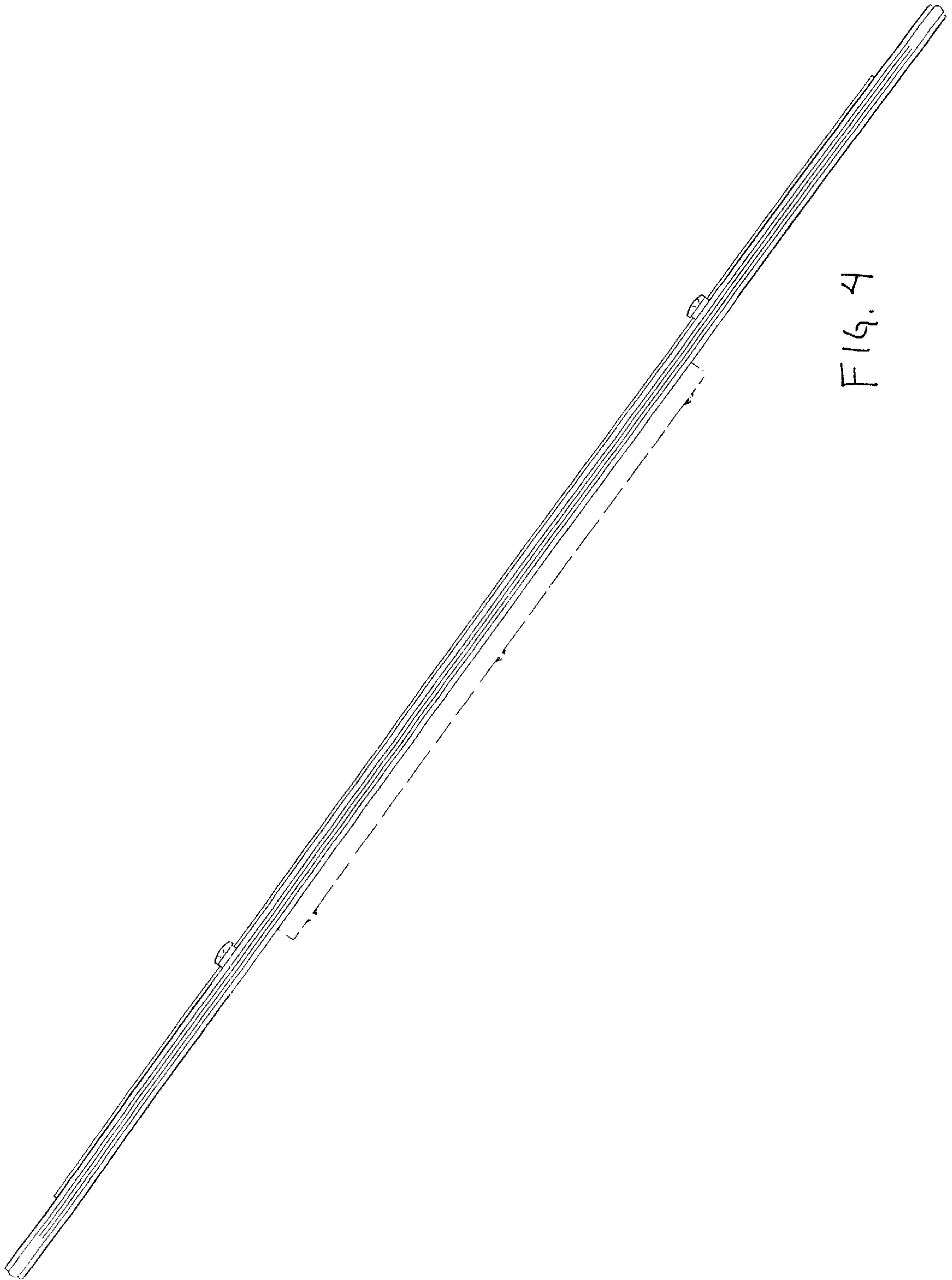


FIG. 4