



US00D483570S

(12) **United States Design Patent** (10) **Patent No.:** **US D483,570 S**  
**Heidel et al.** (45) **Date of Patent:** **\*\* Dec. 16, 2003**

(54) **ADHESIVE ROLLER ASSEMBLY**  
 (75) Inventors: **Lena Louise Heidel**, Dunwoody, GA (US); **Sherry Ajluni**, Cumming, GA (US)  
 (73) Assignee: **The Evercare Company**, Alpharetta, GA (US)  
 (\*\*) Term: **14 Years**

5,027,465 A 7/1991 McKay ..... 15/104  
 D342,610 S 12/1993 Stetson et al. .... D4/122  
 D411,780 S \* 7/1999 Muller ..... D8/107 X  
 6,055,695 A 5/2000 McKay, Jr. .... 15/104.002  
 6,127,014 A 10/2000 McKay, Jr. .... 428/43  
 6,427,278 B1 8/2002 McKay, Jr. .... 15/104.002  
 D467,736 S \* 12/2002 Russell ..... D4/122  
 D468,540 S \* 1/2003 Jessen ..... D4/122  
 2002/0144367 A1 10/2002 McKay, Jr.

\* cited by examiner

(21) Appl. No.: **29/177,530**  
 (22) Filed: **Mar. 11, 2003**

*Primary Examiner*—Marcus A. Jackson  
*Assistant Examiner*—Lavone D. Tabor  
 (74) *Attorney, Agent, or Firm*—Gifford, Krass, Groh, Sprinkle, Anderson & Citkowski, P.C.

(51) **LOC (7) Cl.** ..... **04-01**  
 (52) **U.S. Cl.** ..... **D4/122**  
 (58) **Field of Search** ..... D4/122, 128, 138;  
 D8/107; 15/104.002, 143.1, 230.11; 429/13,  
 19; 16/110.1, 430

(57) **CLAIM**

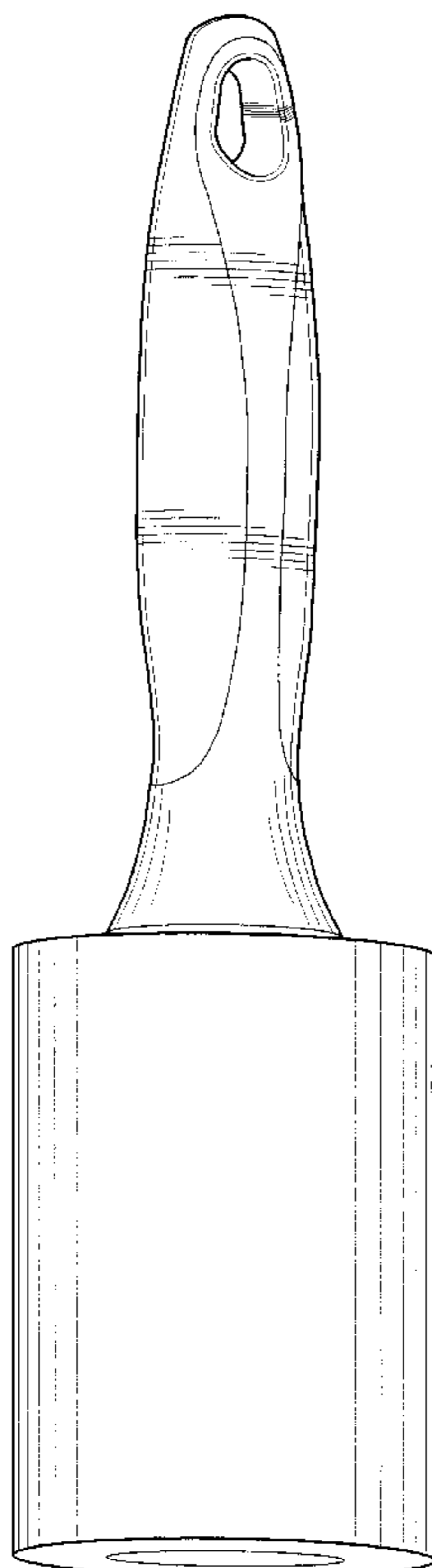
We claim the ornamental design for an adhesive roller assembly, as shown and described.

**DESCRIPTION**

(56) **References Cited**  
**U.S. PATENT DOCUMENTS**  
 4,361,923 A 12/1982 McKay ..... 15/104  
 4,399,579 A 8/1983 McKay ..... 15/104  
 4,422,201 A 12/1983 McKay ..... 15/104  
 D273,058 S 3/1984 McKay ..... D4/122  
 D273,059 S 3/1984 McKay ..... D4/122  
 D276,763 S 12/1984 McKay ..... D4/122  
 4,570,280 A 2/1986 Roth ..... 15/104  
 4,905,337 A 3/1990 McKay ..... 15/104

FIG. 1 is an elevational view of the adhesive roller assembly of the present invention;  
 FIG. 2 is a front view thereof, the rear view being identical;  
 FIG. 3 is a right side view thereof, the left side view being identical;  
 FIG. 4 is a top view thereof; and,  
 FIG. 5 is a bottom view thereof.

**1 Claim, 2 Drawing Sheets**



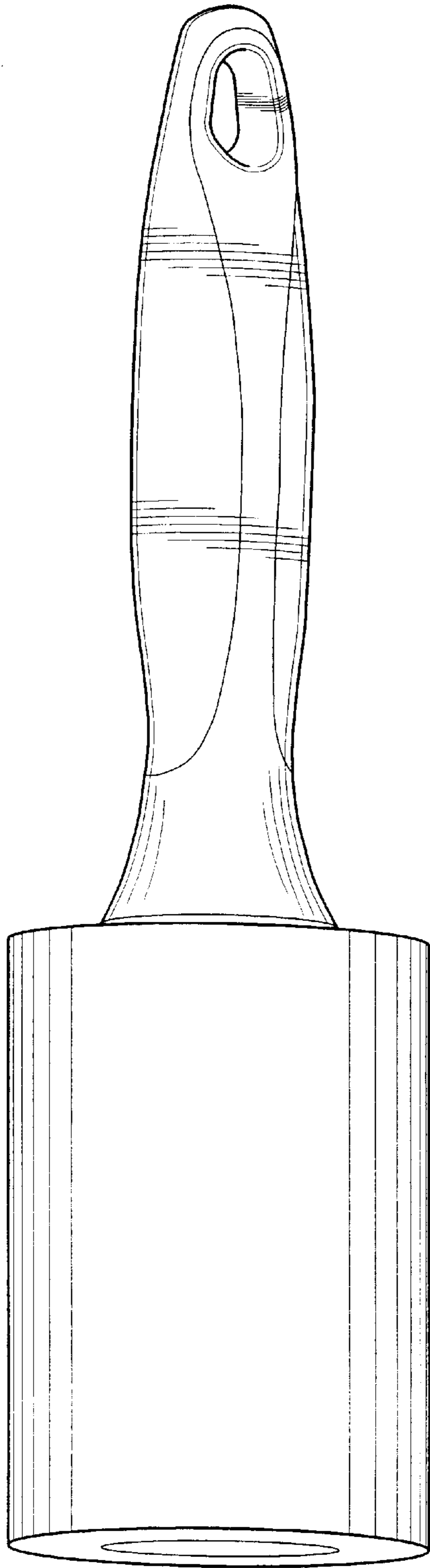


Fig-1

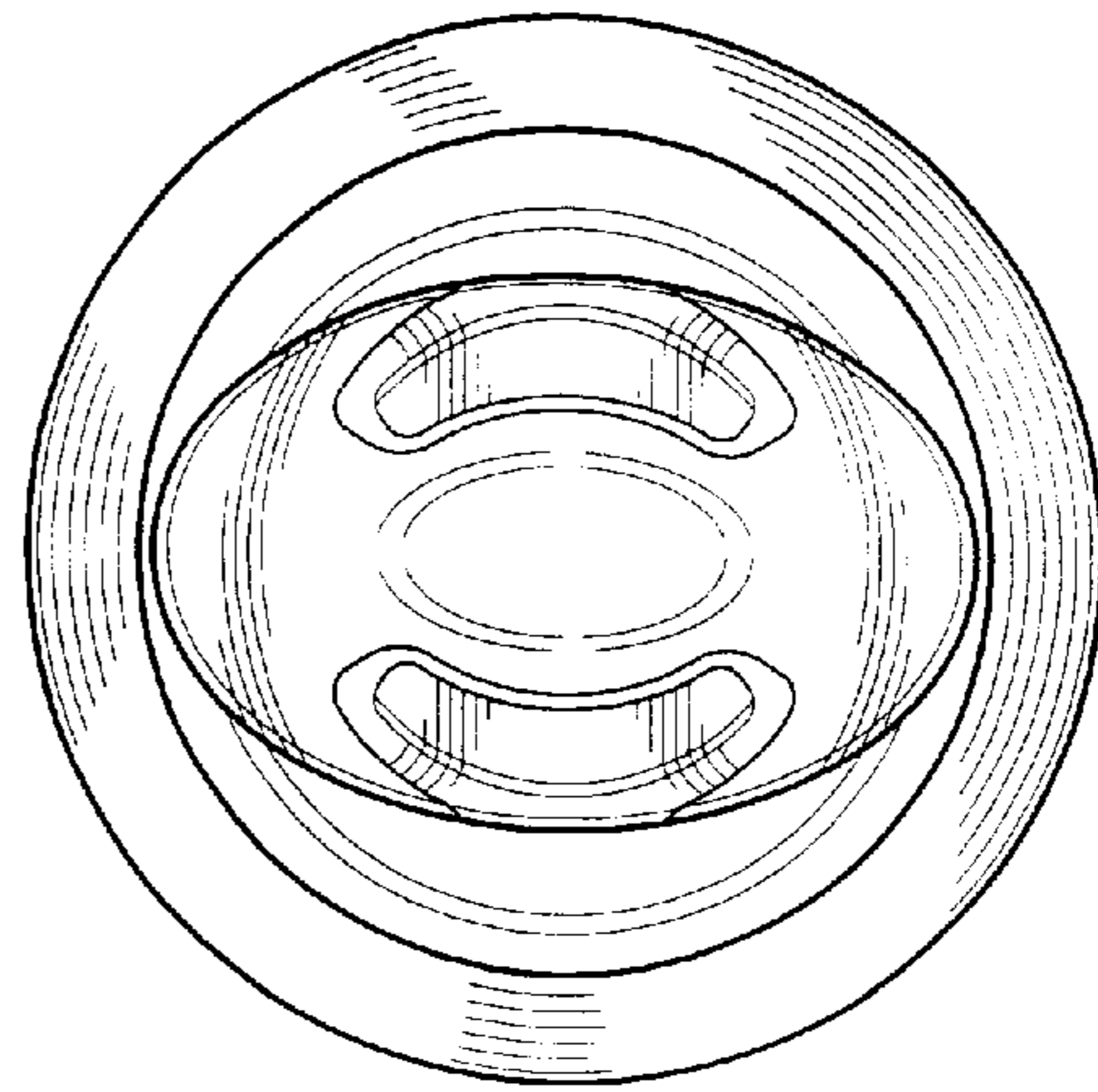


Fig-4

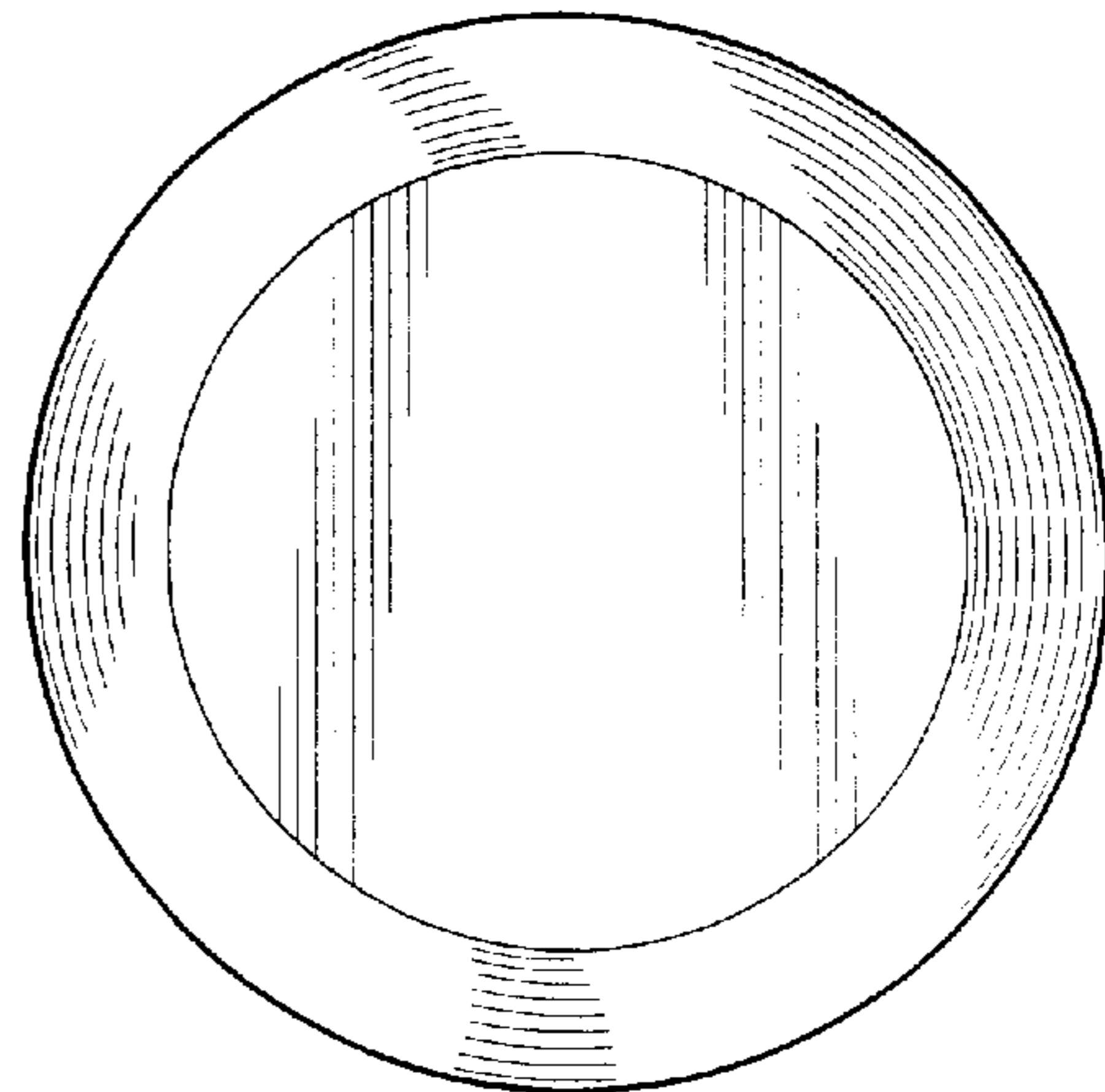


Fig-5

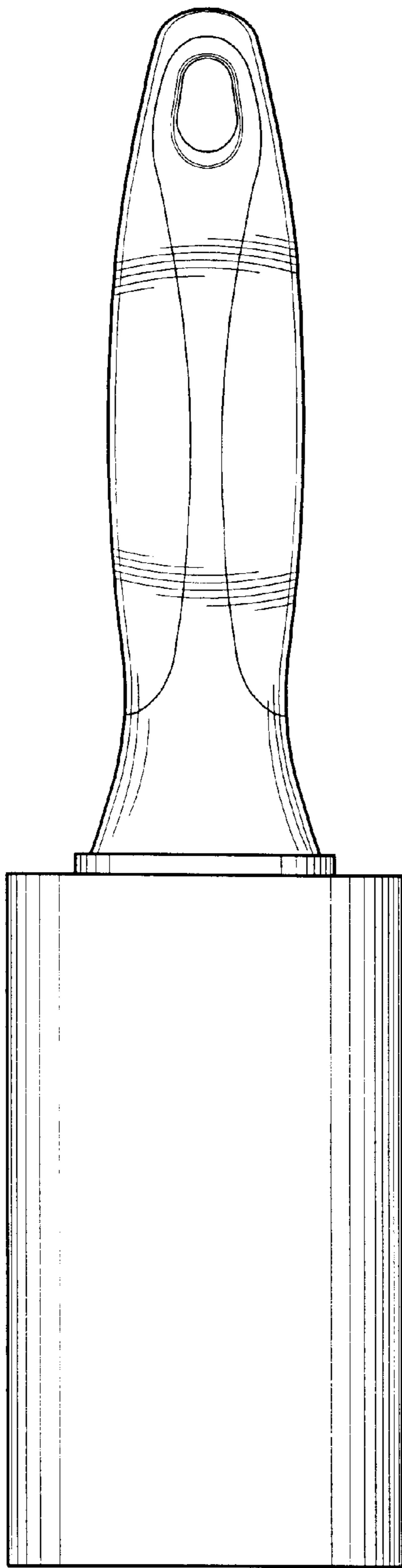


Fig-2

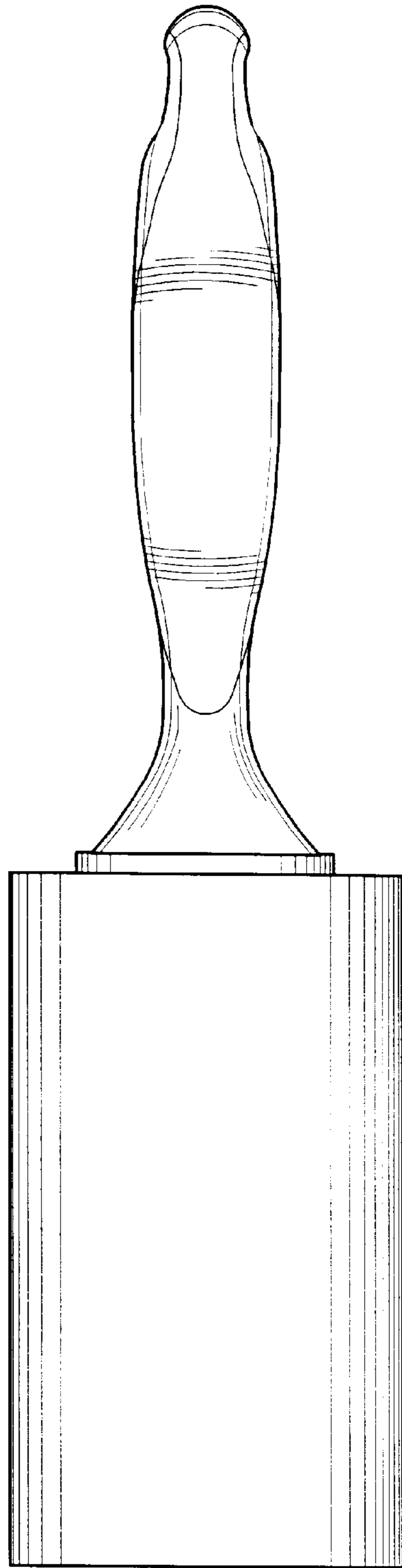


Fig-3