



US00D483567S

(12) **United States Design Patent** (10) **Patent No.:** **US D483,567 S**  
**Chen** (45) **Date of Patent:** **\*\* Dec. 16, 2003**

(54) **PROTECTIVE CORNER STRIP FOR A SUITCASE**

D474,607 S \* 5/2003 Chen ..... D3/322  
2003/0066725 A1 \* 4/2003 Chen ..... 190/37

(76) Inventor: **Wei-Chih Chen**, 11F-2, No. 43, Chai-I Street, Taichung City (TW)

\* cited by examiner

(\*\*) Term: **14 Years**

*Primary Examiner*—Louis S. Zarfes  
*Assistant Examiner*—Monica A. Weingart  
(74) *Attorney, Agent, or Firm*—Charles E. Baxley

(21) Appl. No.: **29/176,351**

(57) **CLAIM**

(22) Filed: **Feb. 20, 2003**

The ornamental design for a protective corner strip for a suitcase, as shown and described.

(51) **LOC (7) Cl.** ..... **03-99**

(52) **U.S. Cl.** ..... **D3/322**

(58) **Field of Search** ..... D3/318, 321, 322, D3/273-276, 278, 279, 281, 283, 288, 289, 290; 190/18 A, 18 R, 37, 107, 115, 125, 126, 127; 224/261

**DESCRIPTION**


(56) **References Cited**

**U.S. PATENT DOCUMENTS**

- 2,232,835 A \* 2/1941 Balin ..... 190/37
- 2,263,467 A \* 11/1941 Medoff ..... 190/126
- 4,383,142 A \* 5/1983 Kaneko ..... 190/126
- D468,103 S \* 1/2003 Chen ..... D3/322


FIG. 1 is a front right and top perspective view of a protective corner strip for a suitcase, showing my new design;  
FIG. 2 is a front elevational view thereof;  
FIG. 3 is a rear elevational view thereof;  
FIG. 4 is a left elevational view thereof;  
FIG. 5 is a right elevational view thereof; and,  
FIG. 6 is a top plan view thereof; the bottom side being a mirror image thereof.

**1 Claim, 2 Drawing Sheets**






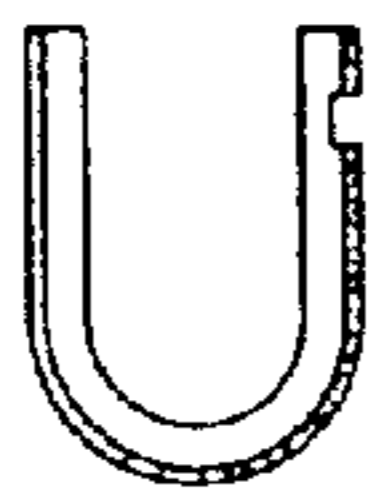
**FIG. 3**




**FIG. 2**




**FIG. 1**



**FIG. 6**



**FIG. 5**



**FIG. 4**