



US00D483566S

(12) **United States Design Patent** (10) **Patent No.:** **US D483,566 S**
Chen (45) **Date of Patent:** **** Dec. 16, 2003**

(54) **PROTECTIVE CORNER STRIP FOR A SUITCASE**

D459,891 S * 7/2002 Chen D3/322
2003/0066725 A1 * 4/2003 Chen 190/37

(76) Inventor: **Wei-Chih Chen**, 11F-2, No. 43, Chai-I Street, Taichung City (TW)

* cited by examiner

(**) Term: **14 Years**

Primary Examiner—Louis S. Zarfes
Assistant Examiner—Monica A. Weingart
(74) *Attorney, Agent, or Firm*—Charles E. Baxley

(21) Appl. No.: **29/176,306**

(57) **CLAIM**

(22) Filed: **Feb. 20, 2003**

The ornamental design for a protective corner strip for a suitcase, as shown and described.

(51) **LOC (7) Cl.** **03-99**

(52) **U.S. Cl.** **D3/322**

(58) **Field of Search** D3/318, 321, 322, D3/273-276, 278, 279, 281, 283, 288, 289, 290; 190/18 A, 18 R, 37, 107, 115, 125, 126, 127; 224/261

DESCRIPTION

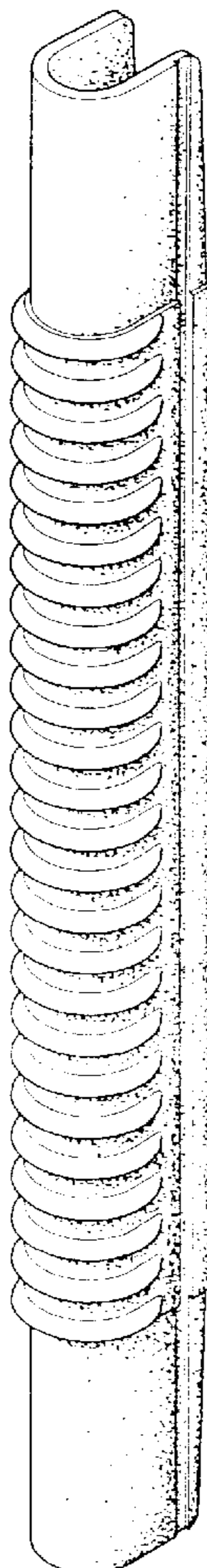
FIG. 1 is a front, right, and top perspective view of a protective corner strip for a suitcase, showing my new design;
FIG. 2 is a front elevational view thereof;
FIG. 3 is a rear elevational view thereof;
FIG. 4 is a left elevational view thereof;
FIG. 5 is a right elevational view thereof; and,
FIG. 6 is a top plan view thereof; the bottom side being a mirror image thereof.

(56) **References Cited**

U.S. PATENT DOCUMENTS

2,232,835 A * 2/1941 Balin 190/37
2,263,467 A * 11/1941 Medoff 190/126
4,383,142 A * 5/1983 Kaneko 190/126
6,035,982 A * 3/2000 Wei-Chih 190/37

1 Claim, 2 Drawing Sheets






FIG. 3

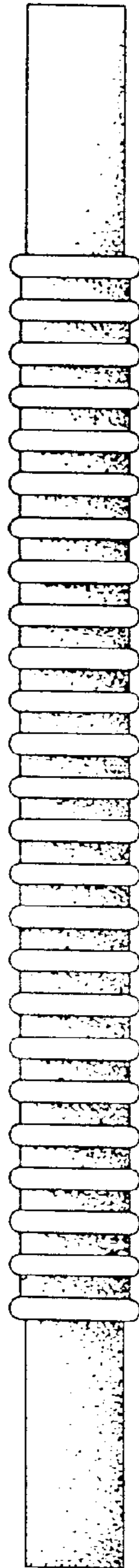


FIG. 2

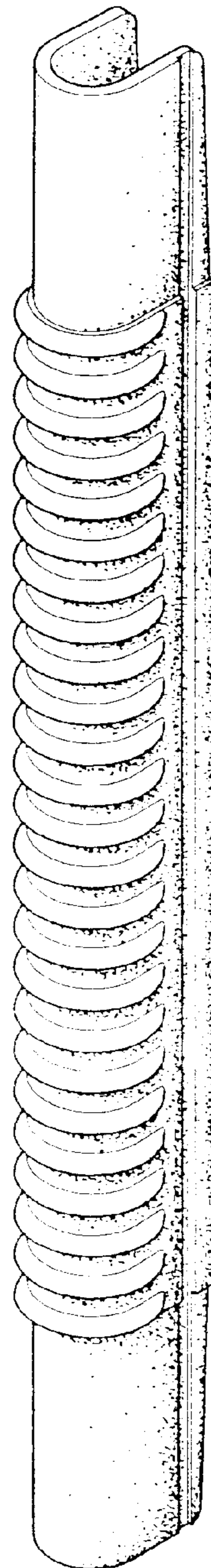


FIG. 1

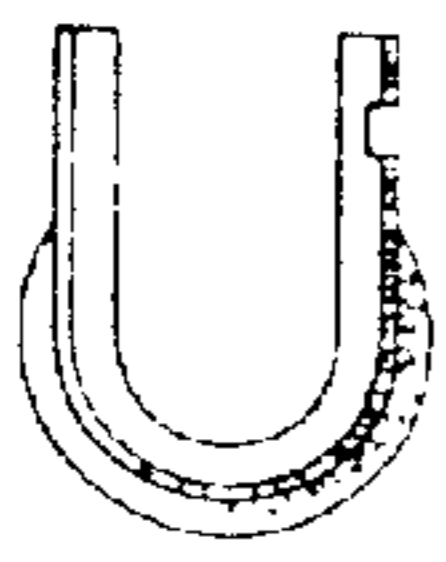


FIG. 6



FIG. 5

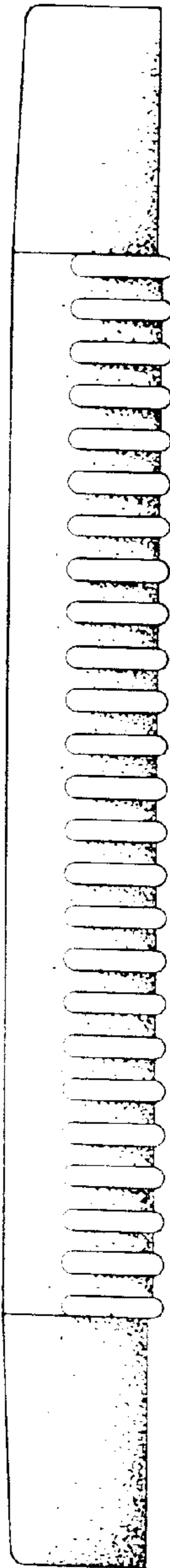


FIG. 4