



US00D483563S

(12) **United States Design Patent**  
**Dwight et al.**

(10) **Patent No.:** **US D483,563 S**

(45) **Date of Patent:** **\*\* Dec. 16, 2003**

- (54) **PRINTED PANEL DISPLAY BAG**
- (75) Inventors: **Mark Dwight**, Palo Alto, CA (US);  
**Geoff Sacco**, Sausalito, CA (US)
- (73) Assignee: **Timbuk2 Designs, Inc.**, San Francisco,  
CA (US)
- (\*\*) Term: **14 Years**

|                |         |                       |
|----------------|---------|-----------------------|
| 4,112,991 A    | 9/1978  | Barbaresi             |
| D340,577 S     | 10/1993 | Andrews               |
| D374,348 S     | 10/1996 | Sarver                |
| D384,201 S     | 9/1997  | Petto                 |
| D391,074 S     | 2/1998  | Bean et al.           |
| 5,920,931 A    | 7/1999  | Zuehlke et al.        |
| 6,206,567 B1 * | 3/2001  | Cyr ..... 383/97 X    |
| 6,390,260 B1 * | 5/2002  | Roegner ..... 190/8 X |
| D468,527 S     | 1/2003  | Nevins                |

- (21) Appl. No.: **29/175,225**
- (22) Filed: **Jan. 30, 2003**
- (51) **LOC (7) Cl.** ..... **03-01**
- (52) **U.S. Cl.** ..... **D3/243**
- (58) **Field of Search** ..... D3/231, 232, 233,  
D3/234, 235, 236, 242, 243, 245, 246,  
303; D9/305; 224/153; 150/100, 103, 105,  
107, 108, 110, 118, 119, 127, 128, 129,  
130, 900, 901; 190/8, 124, 125, 126, 127,  
903; 383/23, 24, 31, 42, 93, 97, 104, 105,  
106, 907

\* cited by examiner

*Primary Examiner*—Louis S. Zarfaz  
*Assistant Examiner*—Monica A. Weingart  
 (74) *Attorney, Agent, or Firm*—Burns Doane Swecker &  
 Mathis, LLP

- (56) **References Cited**
- U.S. PATENT DOCUMENTS**
- 965,469 A \* 7/1910 Krueger ..... 190/127
- D74,526 S 2/1928 Sporn
- 2,012,858 A 8/1935 Tannenbaum
- 2,023,144 A \* 12/1935 Miller ..... 150/105
- D163,807 S \* 7/1951 Kaplan ..... D3/303
- D172,311 S 5/1954 Rosenberg et al.
- 3,346,155 A \* 10/1967 Oechsle ..... 150/108
- 3,938,569 A 2/1976 Hill

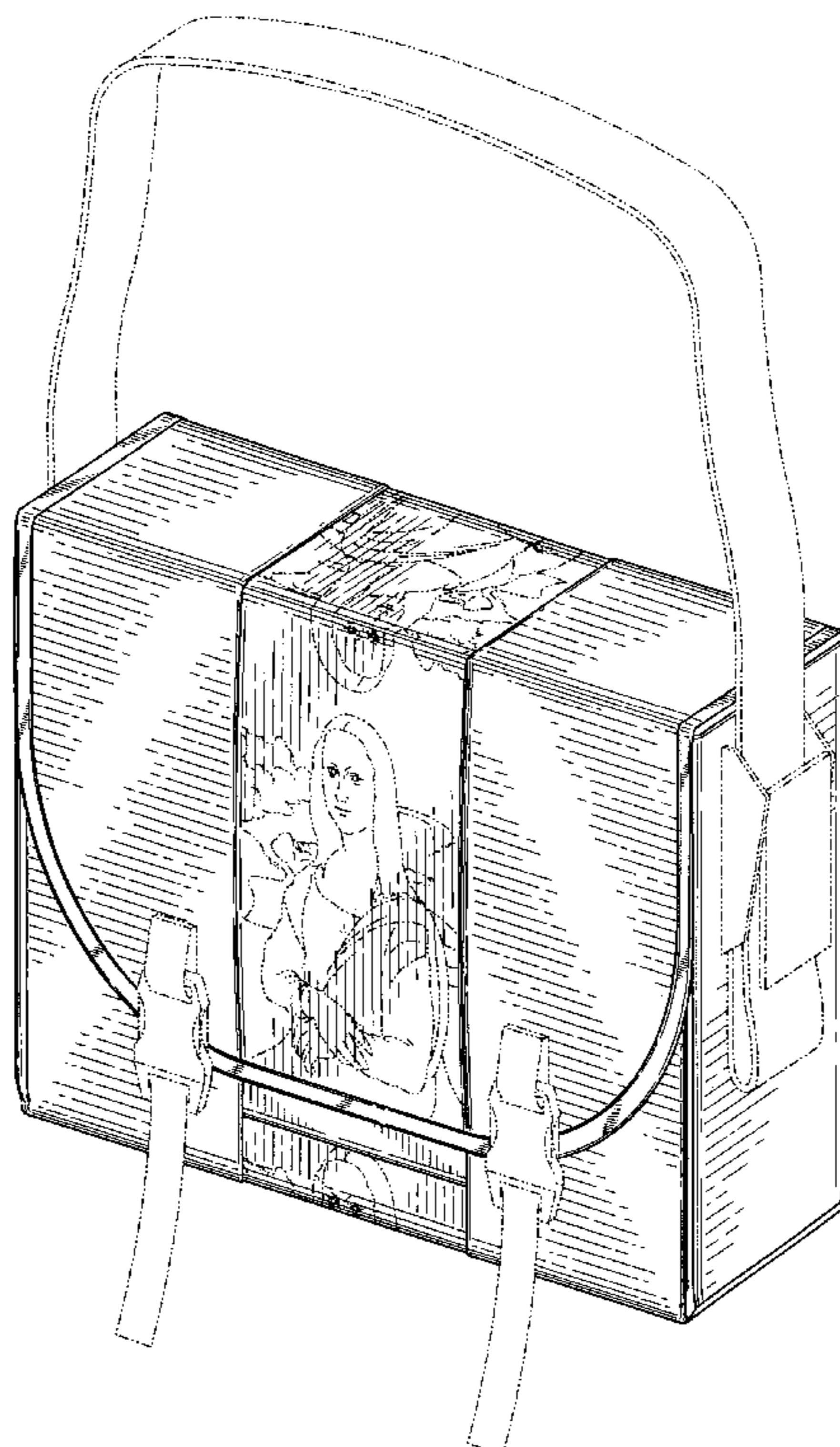
(57) **CLAIM**

The ornamental design for a printed panel display bag, as shown and described.

**DESCRIPTION**

FIG. 1 is a perspective view;  
 FIG. 2 is a front view;  
 FIG. 3 is a back view;  
 FIG. 4 is a top view;  
 FIG. 5 is a bottom view;  
 FIG. 6 is a right side elevation view; and,  
 FIG. 7 is a left side elevation view.  
 The broken line showing of clasps, a strap, and the figures of women in the views, is for illustrative purposes only and forms no part of the claimed design.

**1 Claim, 5 Drawing Sheets**



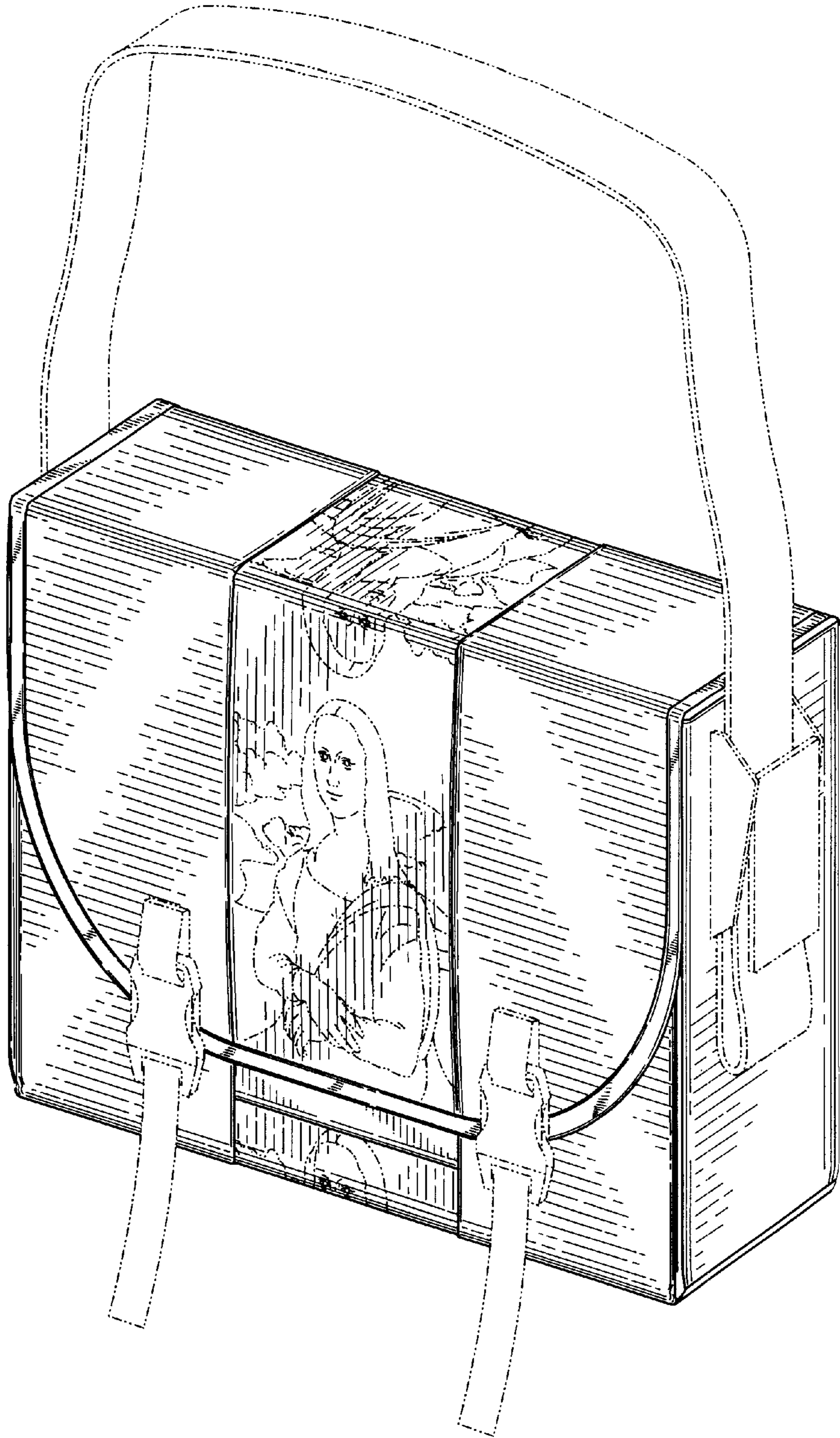


FIG. 1




FIG. 2

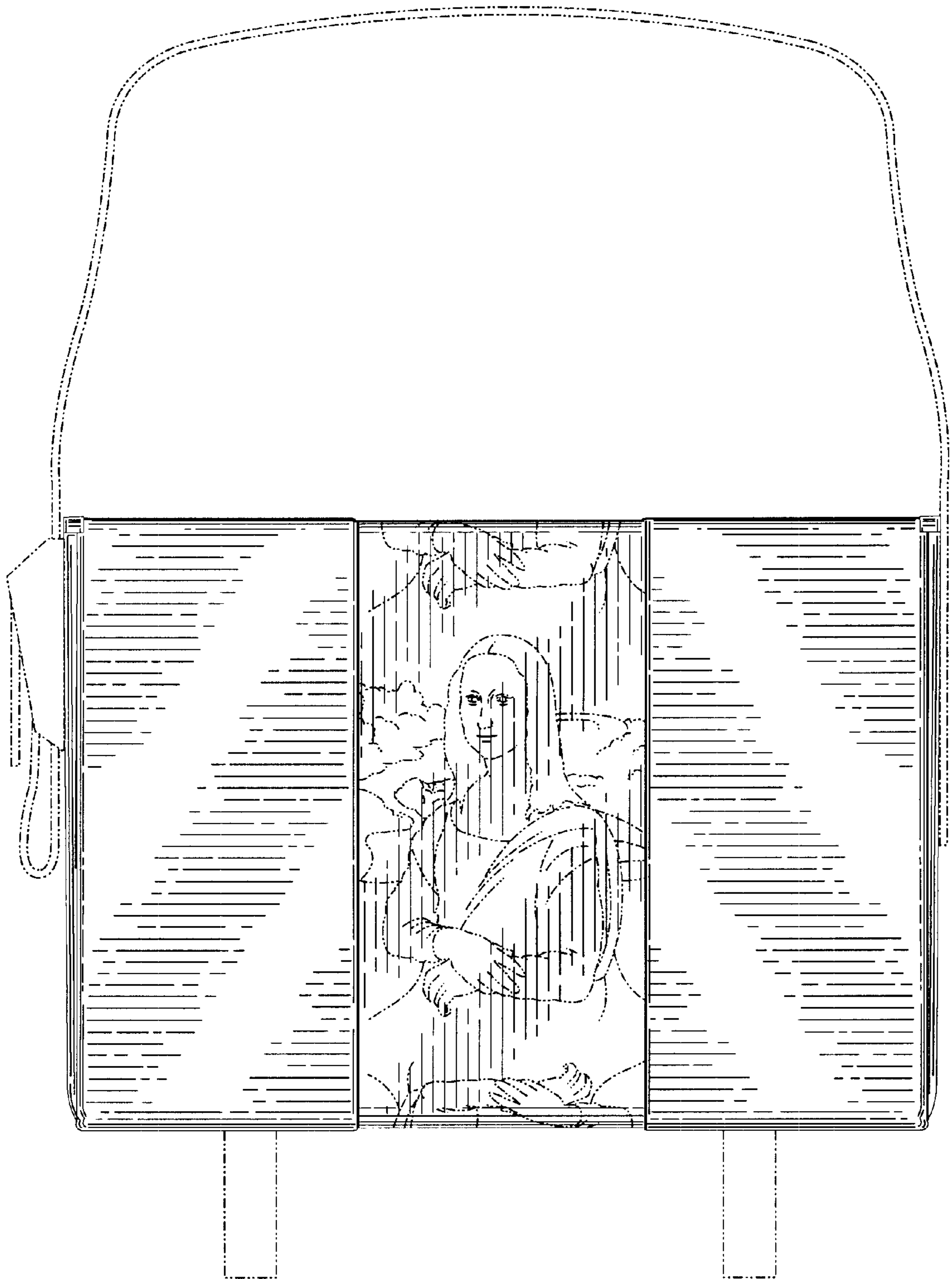


FIG. 3

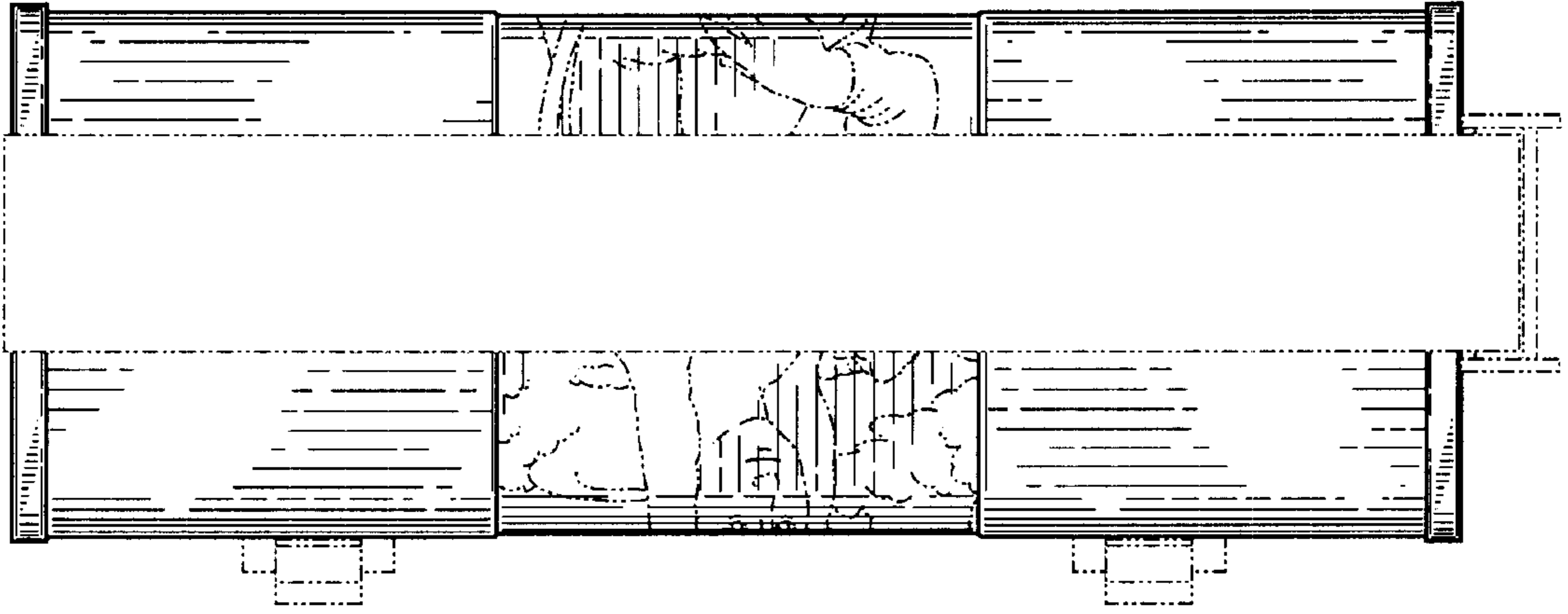


FIG. 4

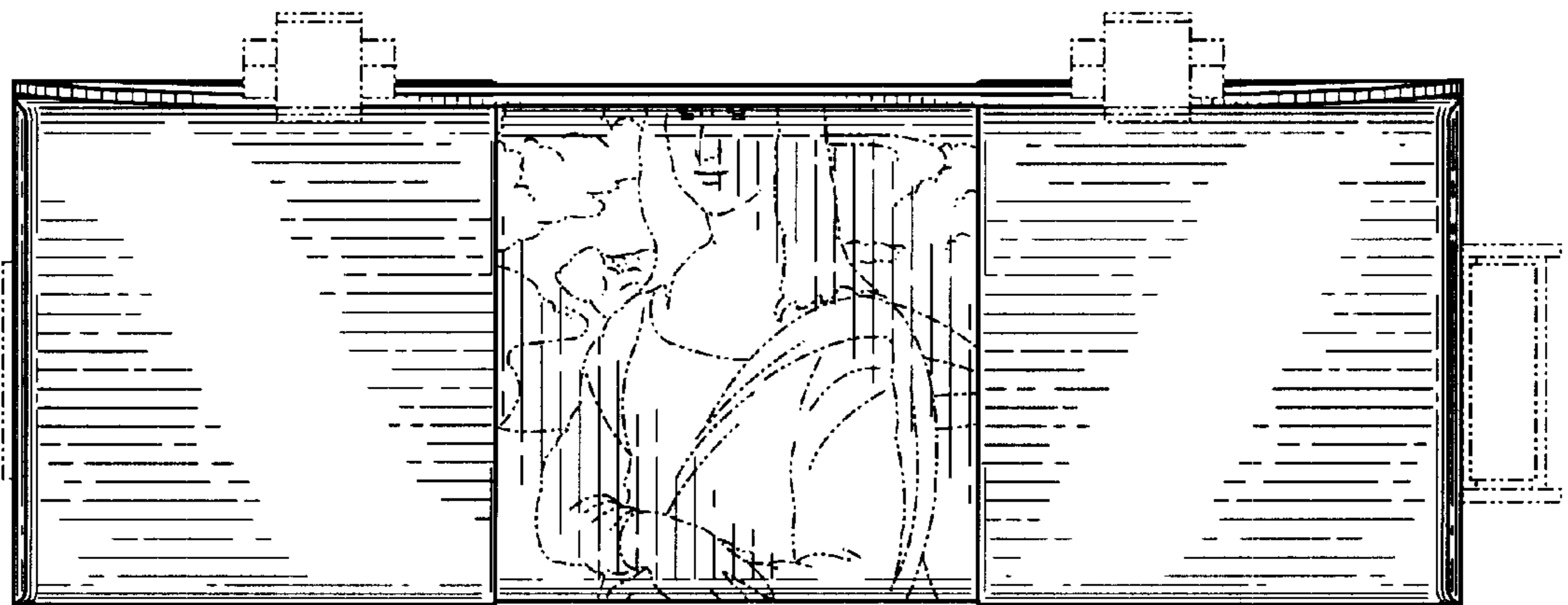


FIG. 5

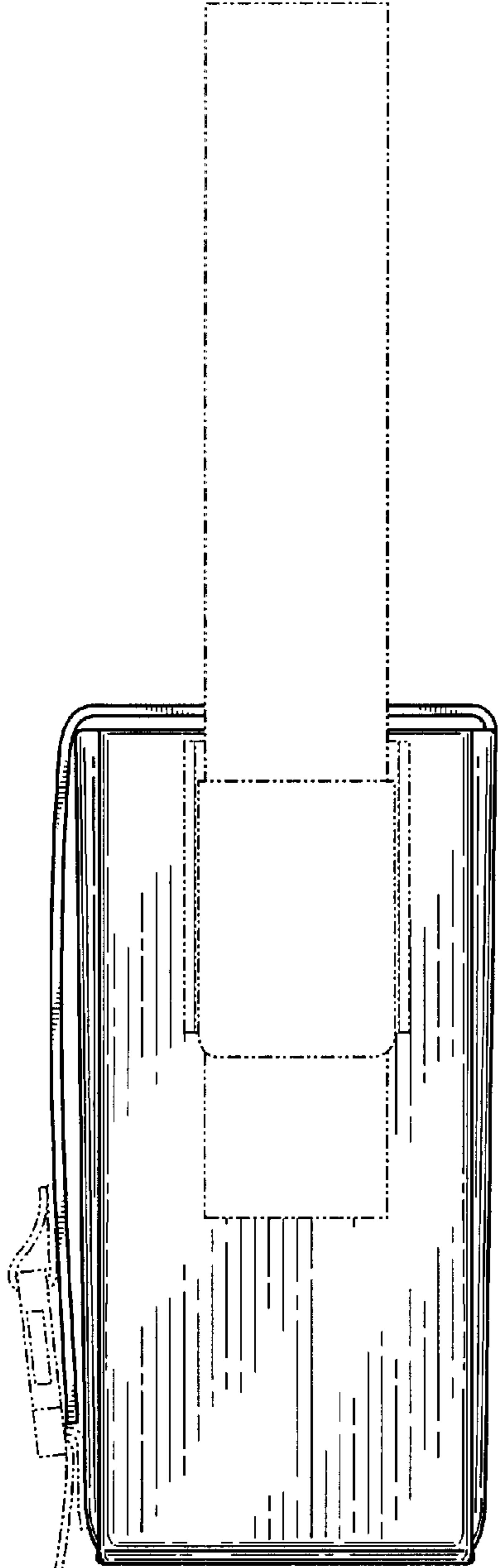


FIG. 6

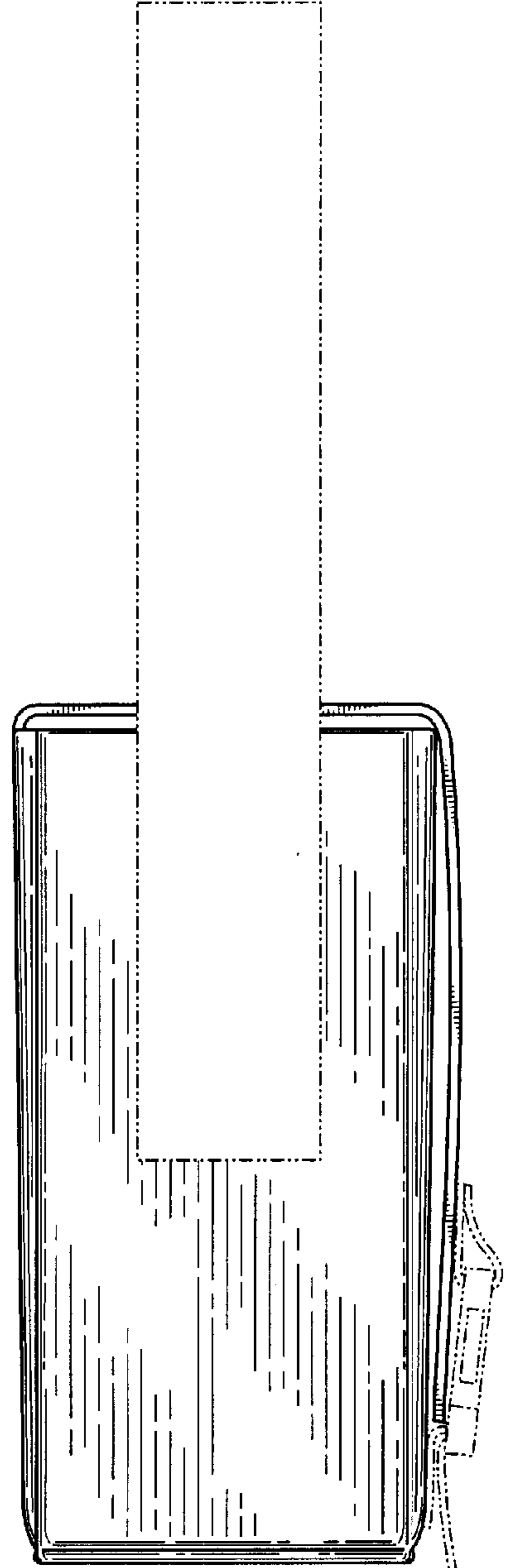


FIG. 7