



US00D483561S

(12) **United States Design Patent**
Charpentier

(10) **Patent No.: US D483,561 S**

(45) **Date of Patent: ** Dec. 16, 2003**

(54) **PAINTBALL MAGAZINE HARNESS**

5,064,108 A * 11/1991 Headley 224/663
D364,270 S * 11/1995 Kellerman D3/218
D435,169 S * 12/2000 Carver D3/226

(76) Inventor: **Craig M. Charpentier**, 333 Orient Ave., Pawtucket, RI (US) 02861

* cited by examiner

(**) Term: **14 Years**

Primary Examiner—Catherine R. Oliver

(21) Appl. No.: **29/176,209**

(57) **CLAIM**

(22) Filed: **Feb. 20, 2003**

The ornamental design for a paintball magazine harness, as shown and described.

(51) **LOC (7) Cl.** **03-01**

DESCRIPTION

(52) **U.S. Cl.** **D3/221; D3/215**

(58) **Field of Search** D3/215, 216, 217, D3/221, 327, 226, 224, 228; 224/908, 909, 606, 160, 259, 257

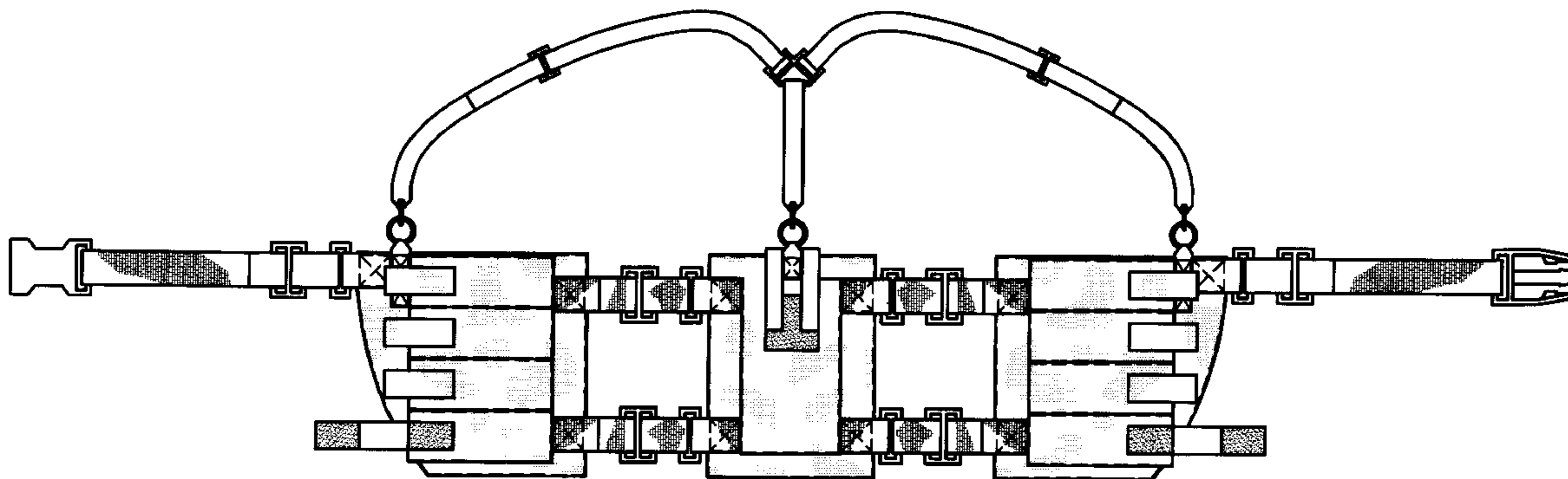
FIG. 1 is a front elevational view of a paintball magazine harness showing my new design;
FIG. 2 is a rear elevational view thereof;
FIG. 3 is a top plan view thereof;
FIG. 4 is a bottom plan view thereof;
FIG. 5 is a side view, taken from the left side of FIG. 1; and,
FIG. 6 is a side view, taken from the right side of FIG. 1.

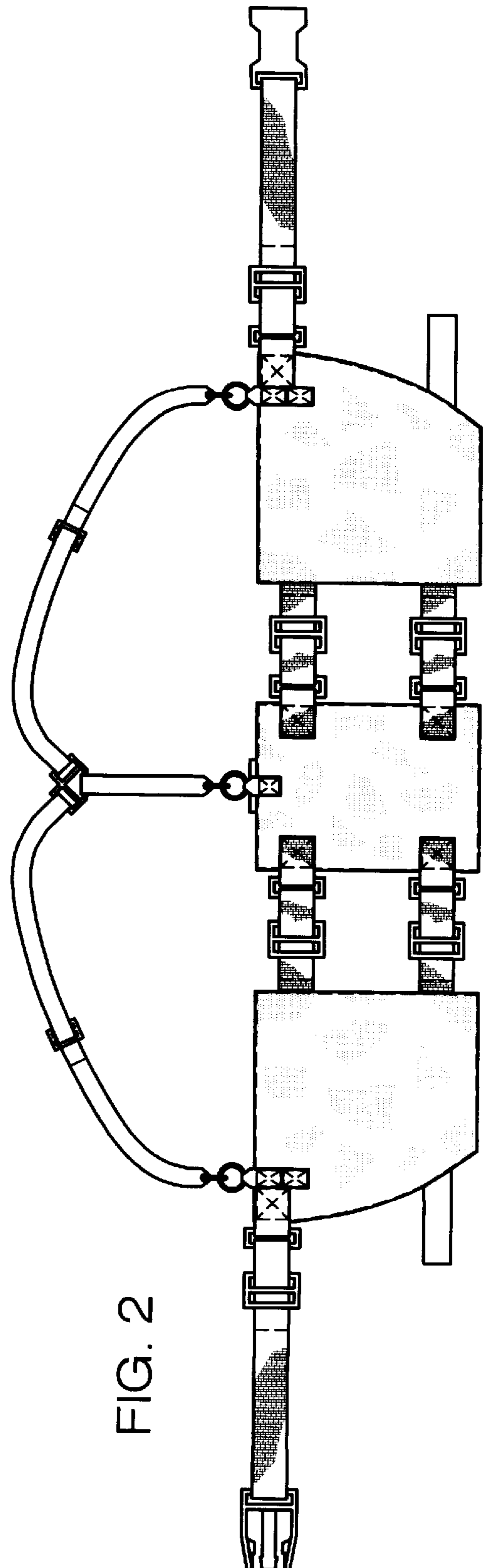
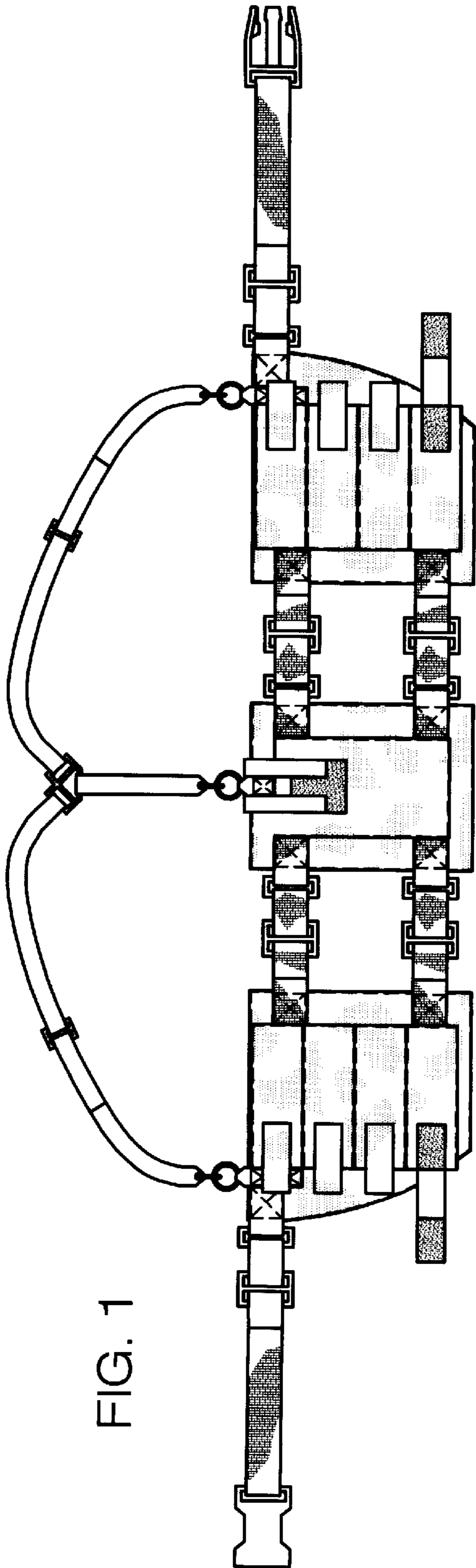
(56) **References Cited**

U.S. PATENT DOCUMENTS

1,518,830 A * 12/1924 Woods 224/160
D279,520 S * 7/1985 Brinson, Jr. D3/215
5,016,797 A * 5/1991 Rowledge 224/257

1 Claim, 3 Drawing Sheets





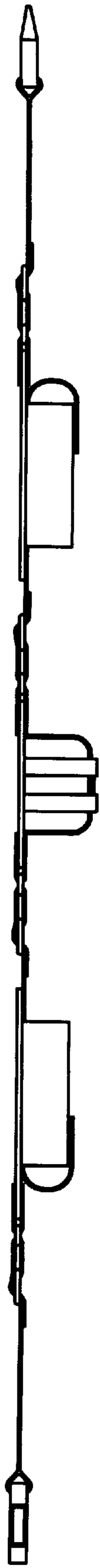


FIG. 3

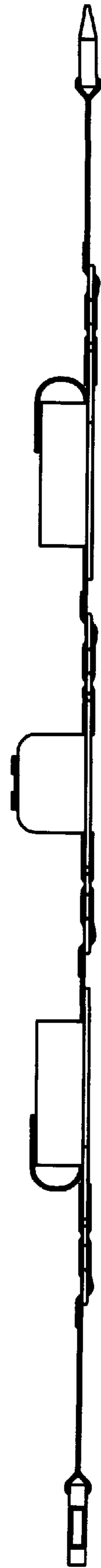


FIG. 4




FIG. 5




FIG. 6