



US00D483556S

(12) **United States Design Patent**
Zehr

(10) **Patent No.:** **US D483,556 S**

(45) **Date of Patent:** **** Dec. 16, 2003**

(54) **ORTHOTIC HEEL INSERT**

(76) **Inventor:** **Richard William Zehr**, 14W Kappas
Marina, Sausalito, CA (US) 94965

(**) **Term:** **14 Years**

(21) **Appl. No.:** **29/169,747**

(22) **Filed:** **Oct. 28, 2002**

(51) **LOC (7) Cl.** **02-99**

(52) **U.S. Cl.** **D2/961**

(58) **Field of Search** D2/946, 961, 962;
36/69, 71, 81, 88, 91, 92, 145, 173

(56) **References Cited**

U.S. PATENT DOCUMENTS

D25,242 S	*	3/1896	Hills	D2/961
588,977 A	*	8/1897	Gilbert	36/37
1,242,363 A	*	10/1917	Mueller et al.	36/173
2,212,613 A	*	8/1940	Messina	36/81
2,700,230 A	*	1/1955	Beyer	36/81
3,984,926 A	*	10/1976	Calderon	36/37

D270,965 S	*	10/1983	Pritt	D2/961
5,067,256 A	*	11/1991	Darby	36/69
D358,249 S	*	5/1995	Vasyli	D2/961
D367,164 S	*	2/1996	Fisher et al.	D2/961
5,732,481 A	*	3/1998	Farhad	36/44
D454,680 S	*	3/2002	Koci	D2/961

* cited by examiner

Primary Examiner—Dominic Simone

(57) **CLAIM**

I claim the ornamental design for an orthotic heel insert, as shown and described.

DESCRIPTION

FIG. 1 is a top plan view of an orthotic heel insert showing my new design;
FIG. 2 is a side elevational view thereof;
FIG. 3 is a bottom plan view thereof; and,
FIG. 4 is a bottom plan view of the bottom most element, shown separately for clarity of disclosure.

1 Claim, 1 Drawing Sheet

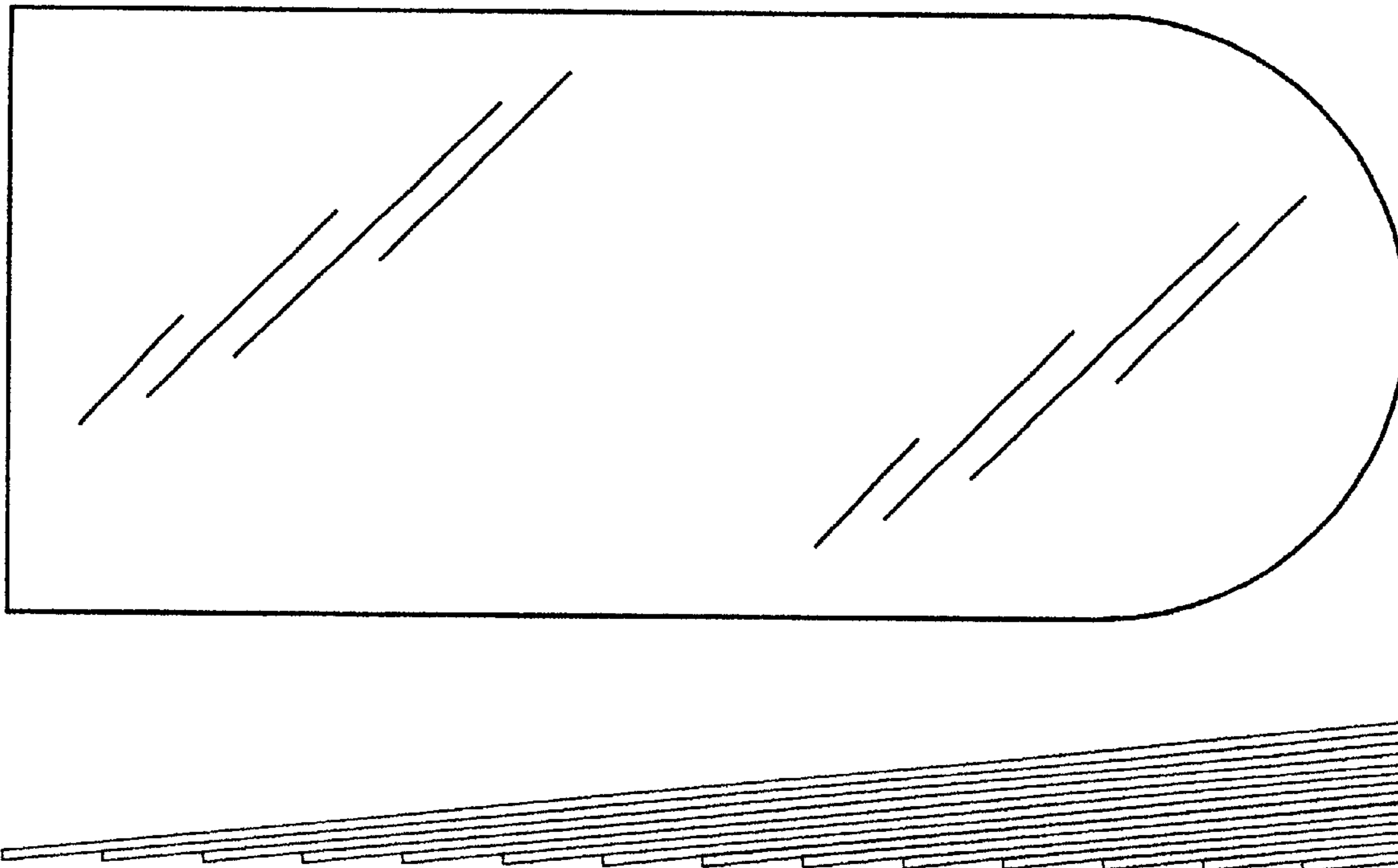


Figure 1

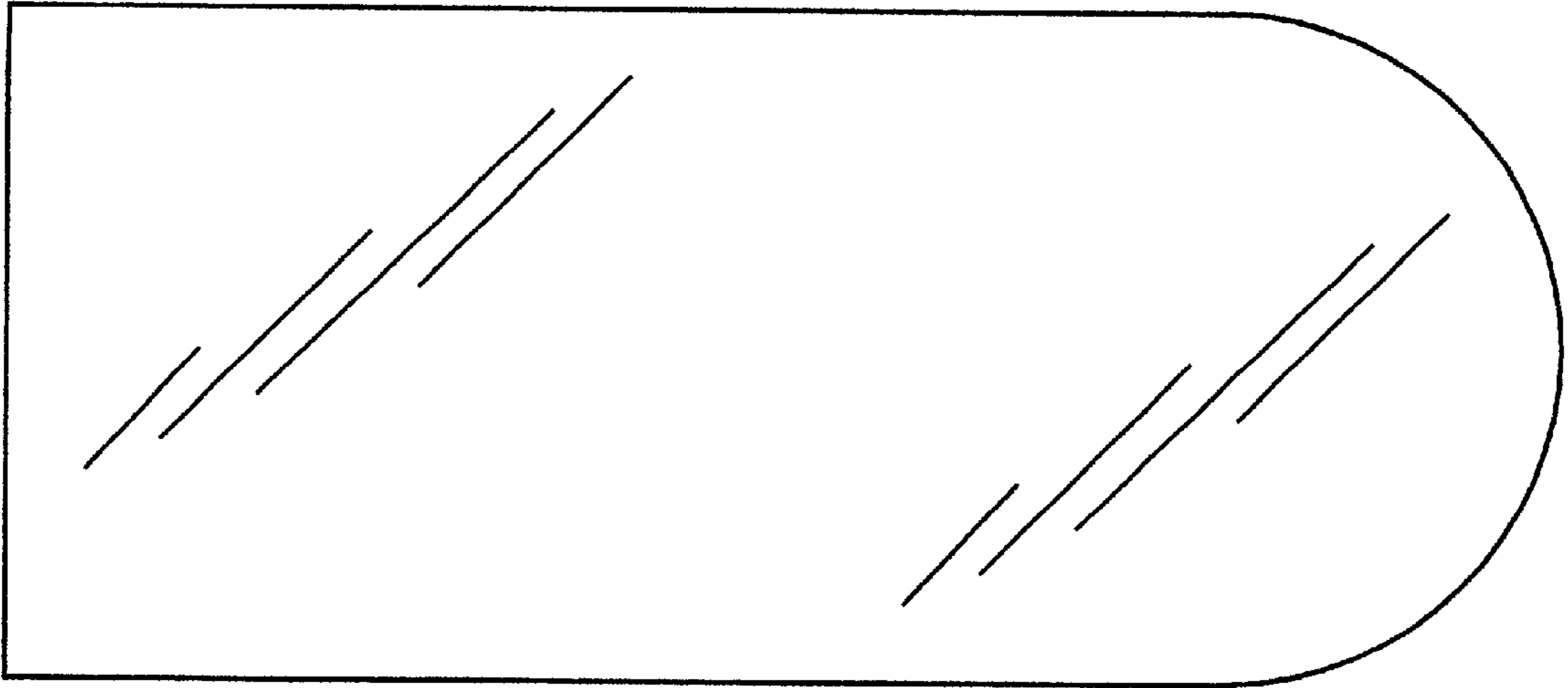


Figure 2

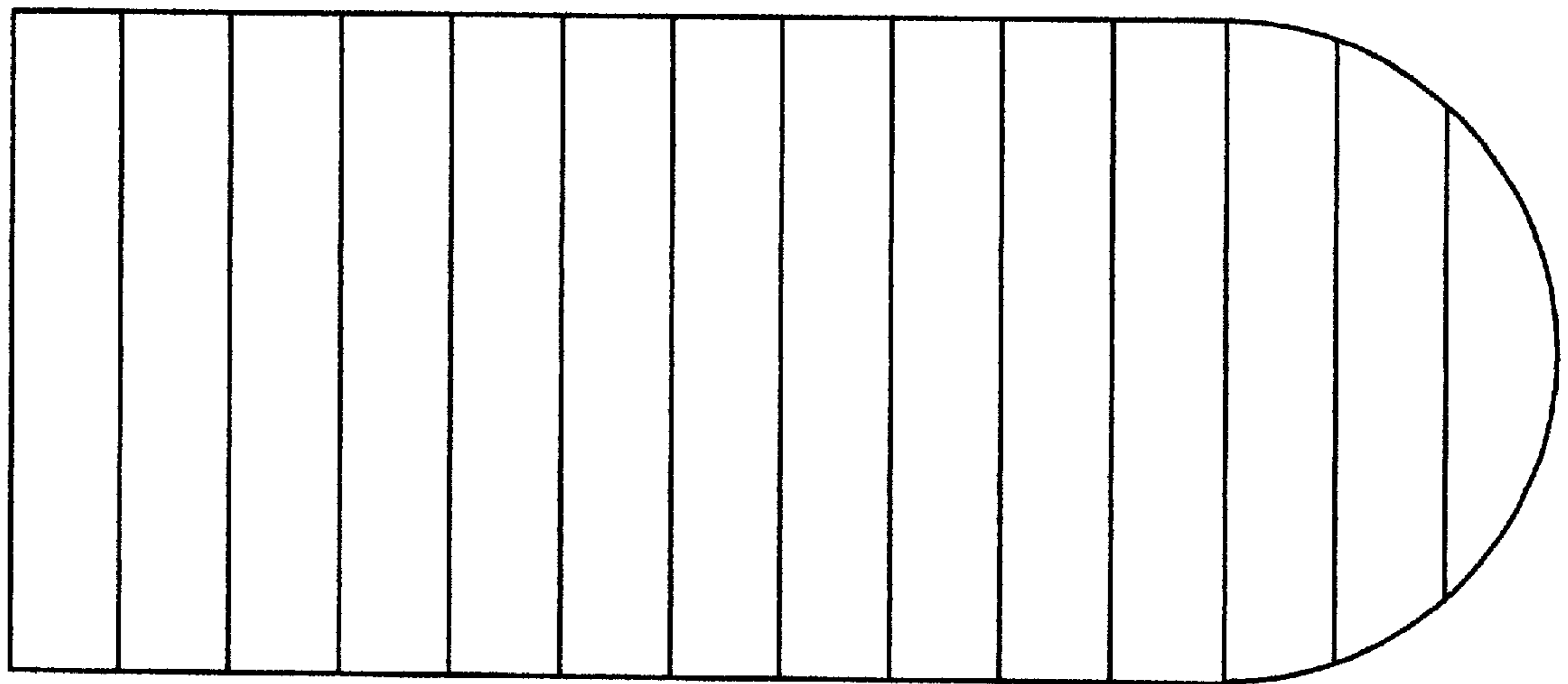


Figure 3

Figure 4

