



US00D483555S

(12) **United States Design Patent**  
**Robinson, Jr. et al.**

(10) **Patent No.:** **US D483,555 S**

(45) **Date of Patent:** **\*\* Dec. 16, 2003**

(54) **GOLF SHOE SOLE**

(75) Inventors: **Douglas K. Robinson, Jr.**, Mansfield, MA (US); **John J. Erickson**, Brockton, MA (US); **John F. Lane, III**, Rockland, MA (US); **James M. Feeney**, Dedham, MA (US)

(73) Assignee: **Acushnet Company**, Fairhaven, MA (US)

(\*\*) Term: **14 Years**

(21) Appl. No.: **29/164,454**

(22) Filed: **Jul. 24, 2002**

(51) **LOC (7) Cl.** ..... **02-04**

(52) **U.S. Cl.** ..... **D2/954; D2/951; D2/953; D2/960**

(58) **Field of Search** ..... D2/896, 902, 908, D2/909, 914, 946-949, 951-962, 967, 972, 977; 36/7.1, 7.2, 7.3, 7.5, 14, 22 R, 25 R, 32 A, 32 R, 59 R, 239

(56) **References Cited**

**U.S. PATENT DOCUMENTS**

D287,183 S \* 12/1986 Austin ..... D2/957  
D368,156 S \* 3/1996 Longbottom et al. .... D2/962

D378,319 S \* 3/1997 Miyauchi ..... D2/960  
D400,346 S \* 11/1998 Singer ..... D2/959  
D401,391 S \* 11/1998 Genuin ..... D2/906  
D403,147 S \* 12/1998 Erickson ..... D2/962  
D420,496 S \* 2/2000 Singer ..... D2/951  
6,161,315 A \* 12/2000 Dalton ..... 36/134  
6,289,611 B1 \* 9/2001 Patterson et al. .... 36/127  
D461,299 S \* 8/2002 McClaskie ..... D2/959

\* cited by examiner

*Primary Examiner*—Celia Murphy

(74) *Attorney, Agent, or Firm*—D. Michael Burns

(57) **CLAIM**

The ornamental design for a golf shoe sole, as shown and described.

**DESCRIPTION**

FIG. 1 is a bottom view of the golf shoe sole showing our new design.

FIG. 2 is a perspective medial side view thereof.

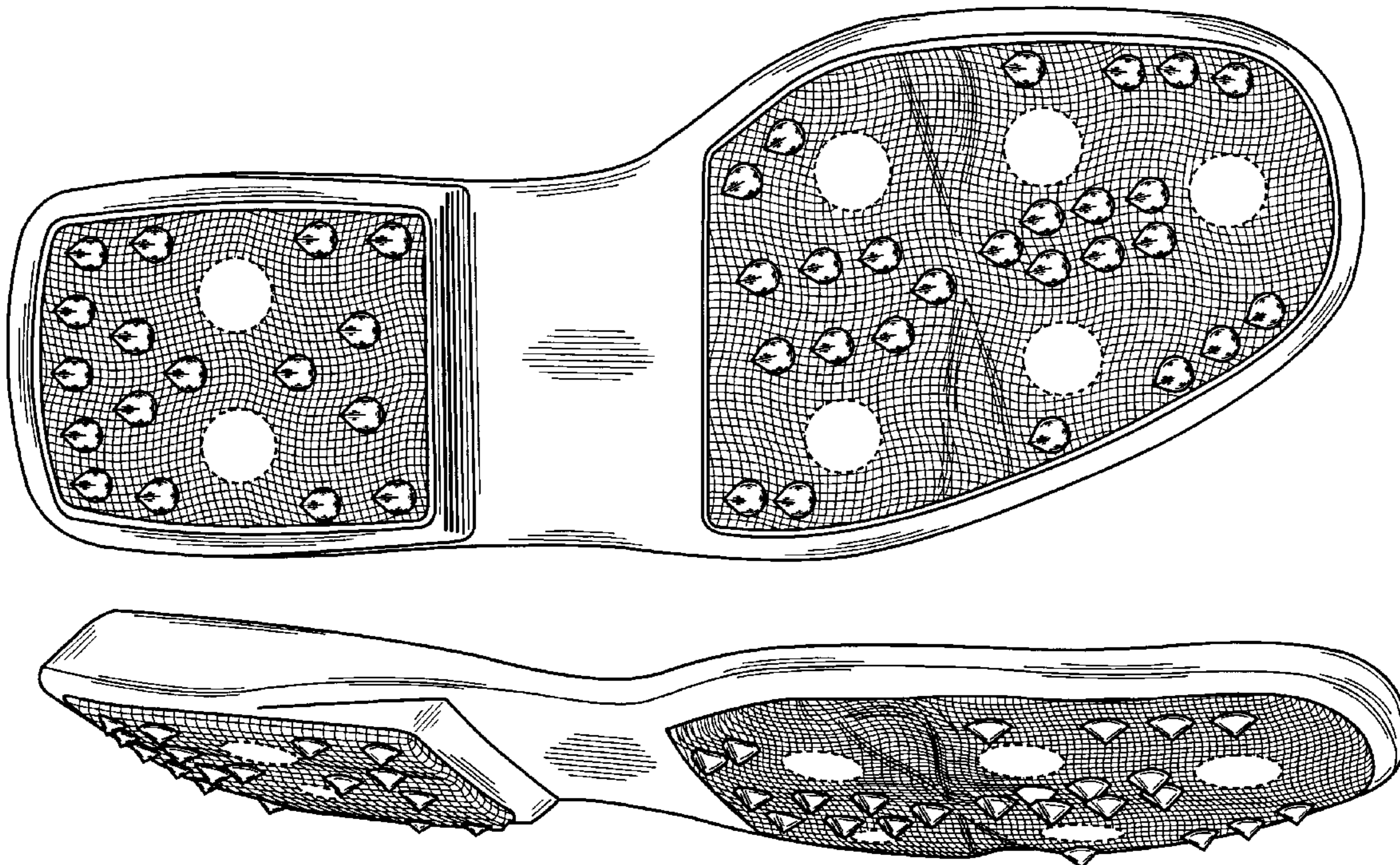
FIG. 3 is another perspective side view thereof.

FIG. 4 is a front elevational view thereof; and,

FIG. 5 is a rear elevational view thereof.

The broken lines in FIGS. 1, 2, and 3 define the boundaries of the claimed design. Neither the broken lines nor the areas within them, form any part of the claim.

**1 Claim, 4 Drawing Sheets**





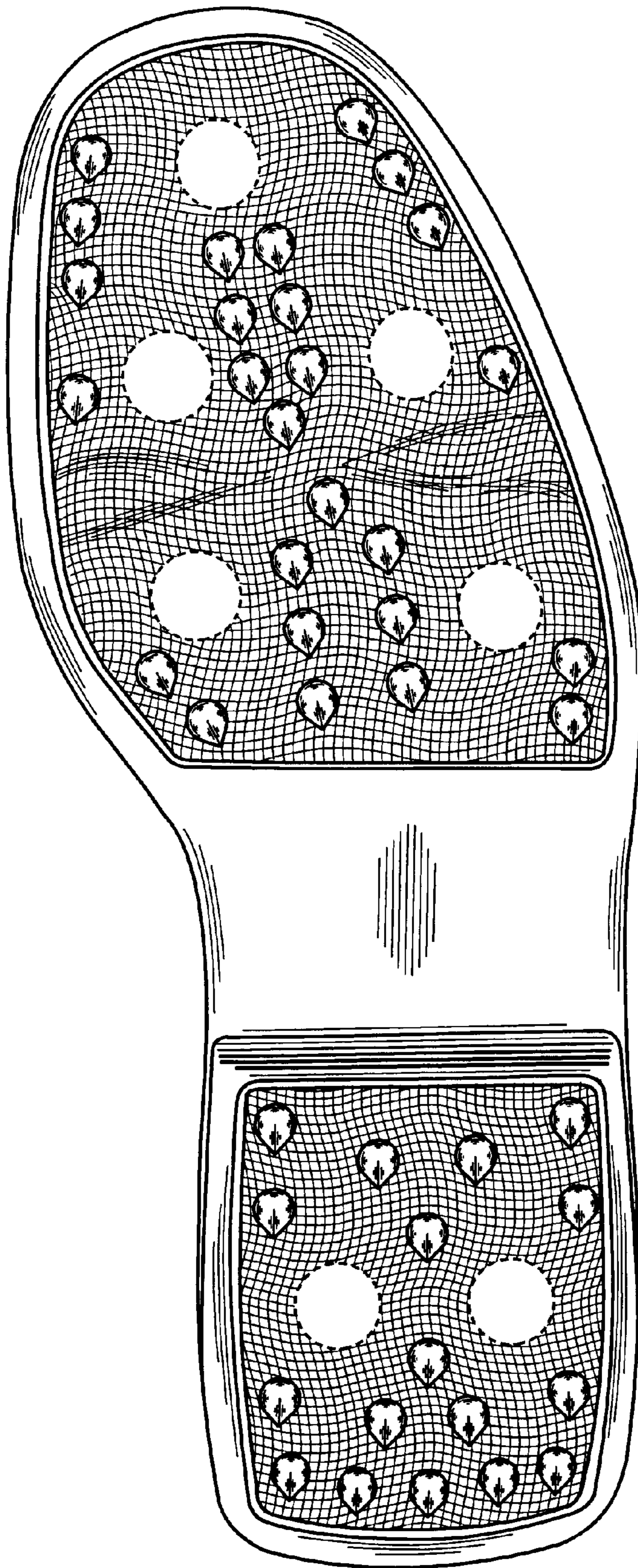


FIG. 1

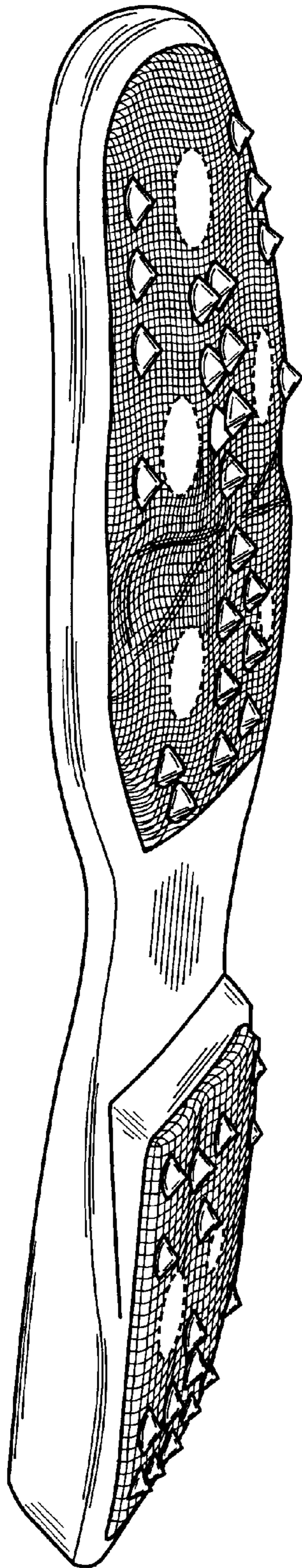


FIG. 2




FIG. 3

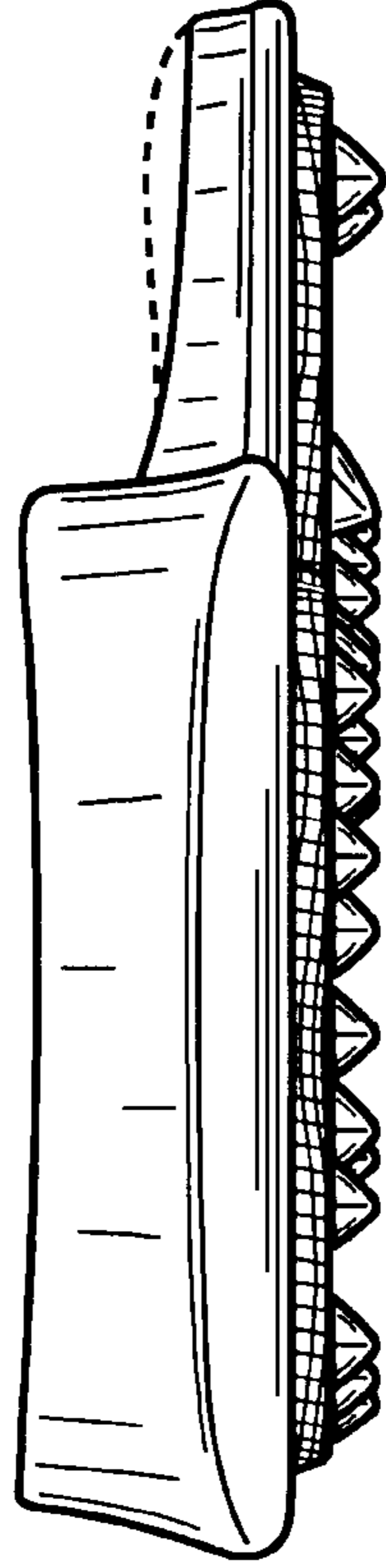


FIG. 5




FIG. 4