



US00D483548S

(12) **United States Design Patent**
Chambers

(10) **Patent No.:** **US D483,548 S**

(45) **Date of Patent:** **** Dec. 16, 2003**

(54) **DUAL SEAT BELT**

6,109,698 A * 8/2000 Perez 297/484
6,364,417 B1 * 4/2002 Silverman 297/464

(75) Inventor: **Antonio Chambers**, 323 E. 163rd St.,
Harvey, IL (US) 60426

* cited by examiner

(73) Assignee: **Antonio Chambers**, Harvey, IL (US)

Primary Examiner—Paula A. Mortimer

(**) Term: **14 Years**

(57) **CLAIM**

(21) Appl. No.: **29/085,058**

The ornamental design for a dual seat belt, as shown and described.

(22) Filed: **Mar. 16, 1998**

DESCRIPTION

(51) **LOC (7) Cl.** **02-07**

FIG. 1 is a front perspective view of a dual seat belt showing my new design;

(52) **U.S. Cl.** **D2/627**

FIG. 2 is the double strap over head portion of the dual seat belt shown separately for ease of illustration;

(58) **Field of Search** D2/624, 627; 297/483,
297/484, 485, 468; 24/599.4, 265 R, 198;
D29/101.1

FIG. 3 is a lap belt portion of the dual seat belt shown separately for ease of illustration;

(56) **References Cited**

FIG. 4 is a side perspective view thereof; and,
FIG. 5 is a rear perspective view thereof.

U.S. PATENT DOCUMENTS

- 2,365,626 A * 12/1944 Carlisle 297/484
- D342,348 S * 12/1993 Panarelli D29/101.1
- D410,303 S * 5/1999 Hawkinson D29/101.1
- 5,902,016 A * 5/1999 Moran et al. 297/484

The broken line showing of the seat in FIGS. 1, 4 and 5 and the human form in FIG. 4 is for illustrative purposes only and forms no part of the claimed design.

1 Claim, 4 Drawing Sheets

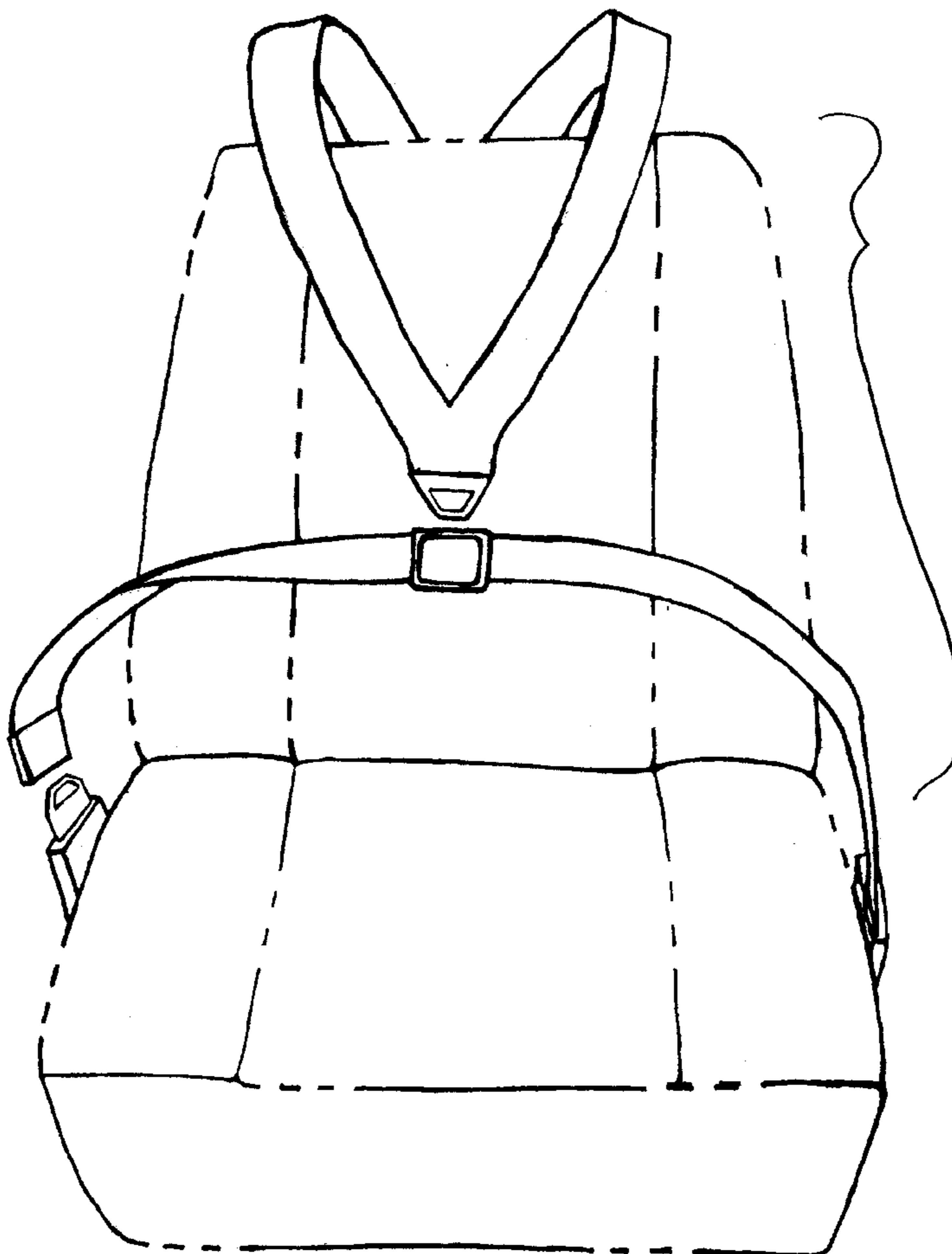




FIG. 1

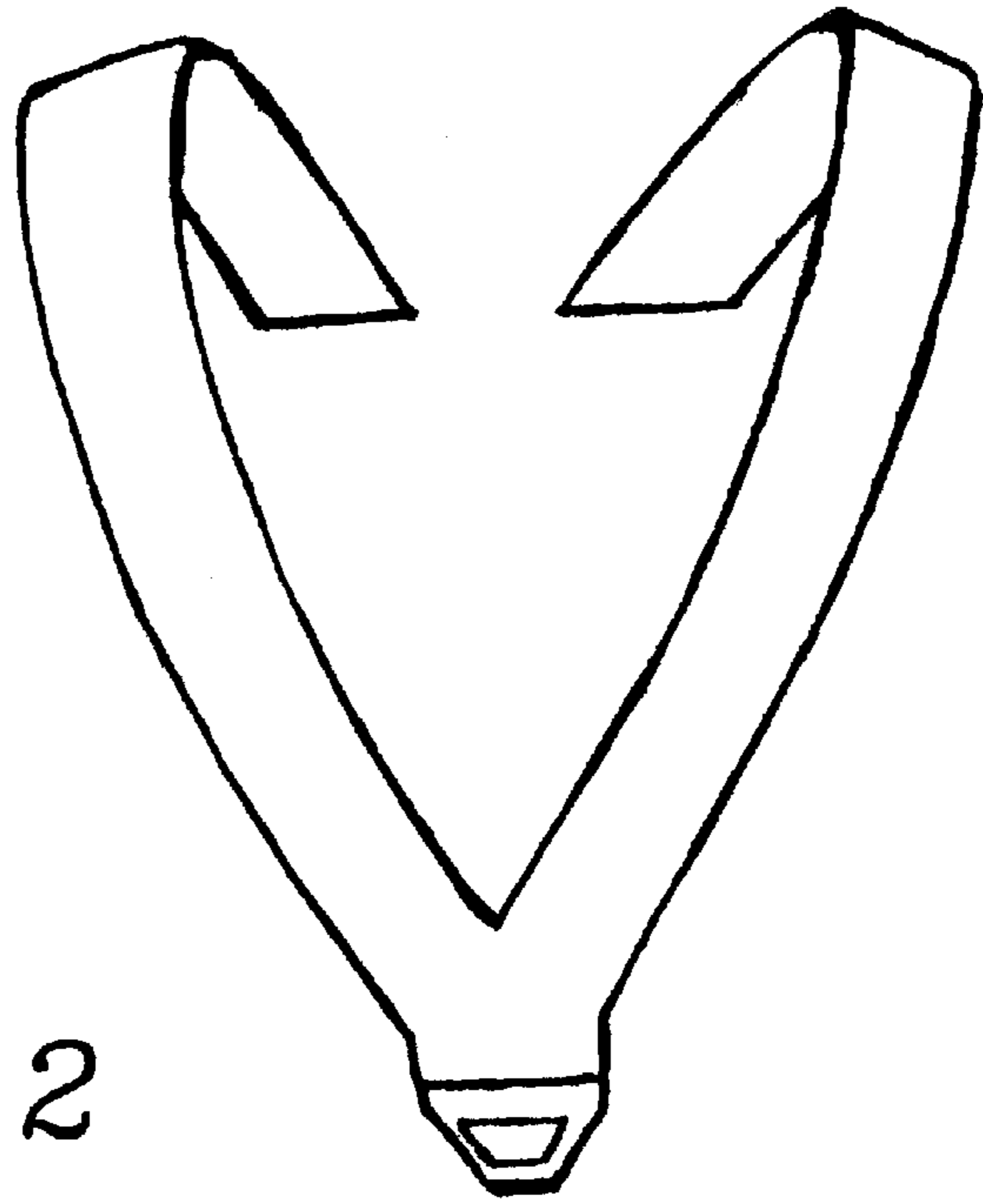


FIG. 2

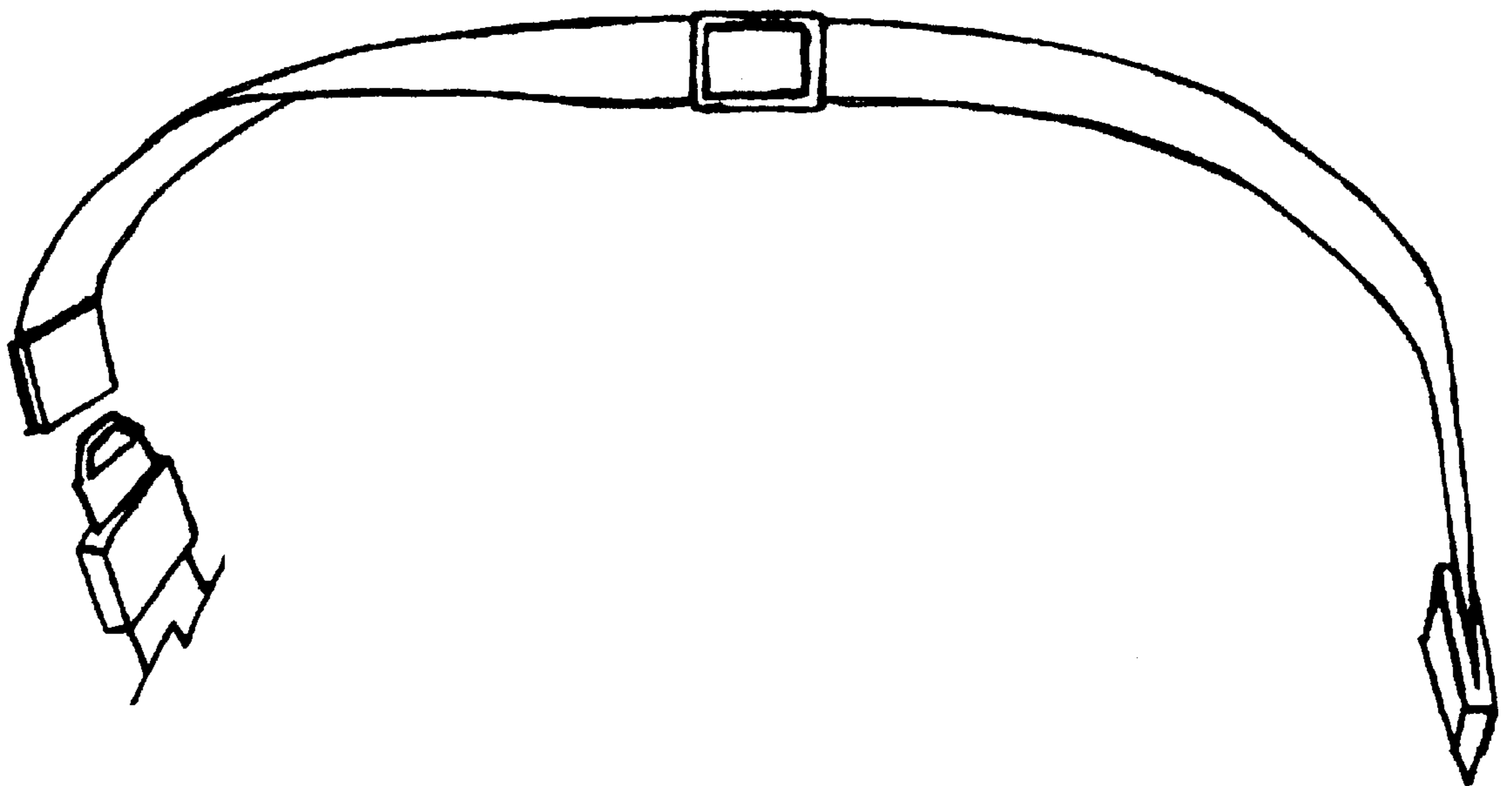


FIG. 3




FIG. 4

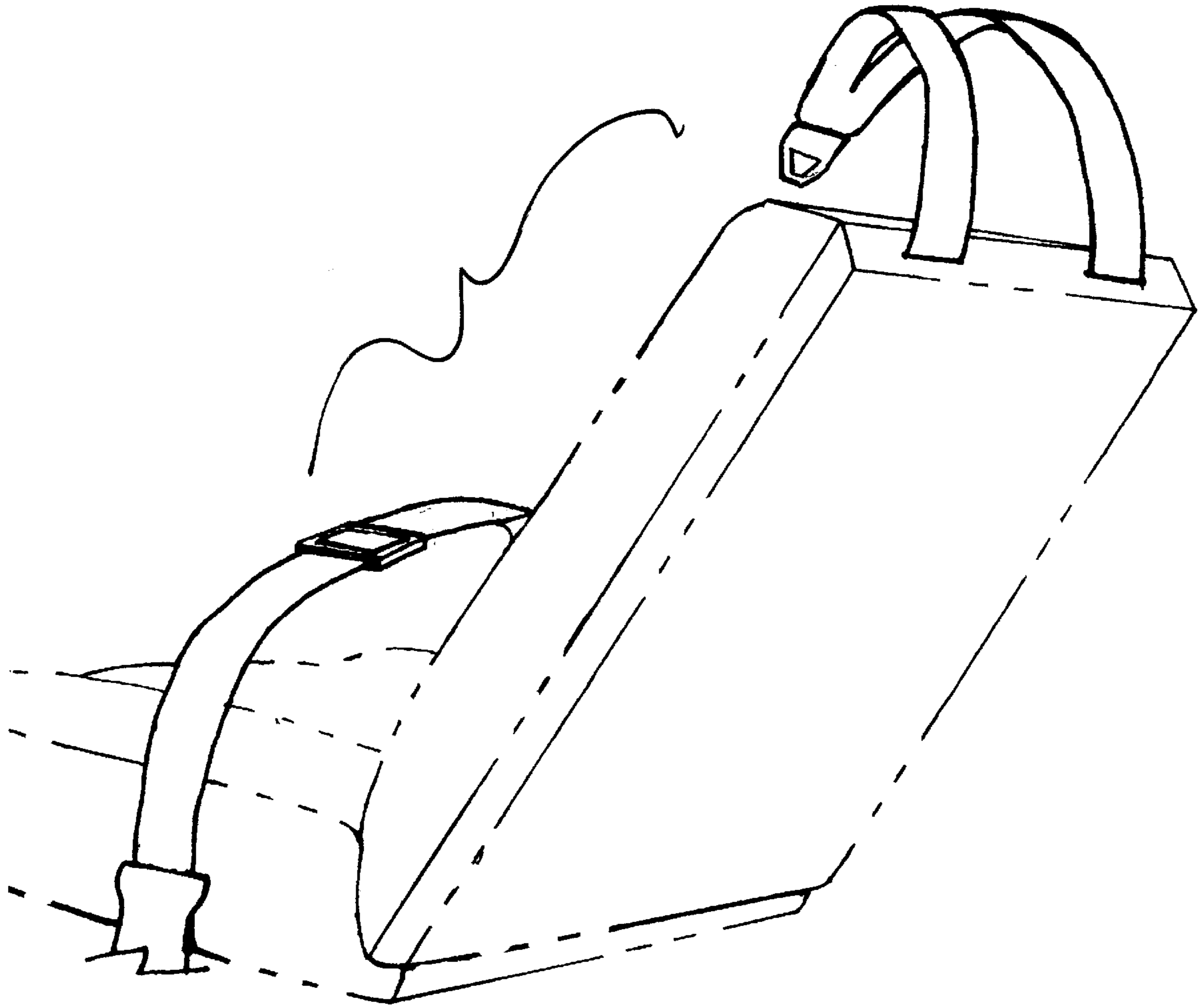


FIG. 5