



US00D483544S

(12) **United States Design Patent**
Minniti

(10) **Patent No.:** **US D483,544 S**

(45) **Date of Patent:** **** Dec. 9, 2003**

(54) **MAIL BOX**

(76) **Inventor:** **Robert Minniti**, 3405 W. Garfield,
Columbiana, OH (US) 44408

(**) **Term:** **14 Years**

(21) **Appl. No.:** **29/174,835**

(22) **Filed:** **Jan. 27, 2003**

(51) **LOC (7) Cl.** **99-00**

(52) **U.S. Cl.** **D99/30**

(58) **Field of Search** D99/29, 30, 31,
D99/32, 33; 232/17, 19, 20, 27, 39; 222/51,
111; D23/409; D9/335; 126/512; 428/18;
D34/1.1; 110/235

(56) **References Cited**

U.S. PATENT DOCUMENTS

D76,114 S * 8/1928 Ayers D34/1.1
1,725,909 A * 8/1929 Goldsmith 110/235
D244,257 S * 5/1977 Godo et al. D9/335

5,069,200 A * 12/1991 Thow et al. 126/512
D344,842 S * 3/1994 Mitchell D99/32
5,413,248 A * 5/1995 Scott 222/51
D360,741 S * 7/1995 Bohlmann D99/30

* cited by examiner

Primary Examiner—Paula A. Mortimer

(74) *Attorney, Agent, or Firm*—Harpman & Harpman

(57) **CLAIM**

The ornamental design for a mail box, as shown and described.

DESCRIPTION

FIG. 1 is a right side elevational view of a mail box showing my new design;

FIG. 2 is a left side elevational view thereof;

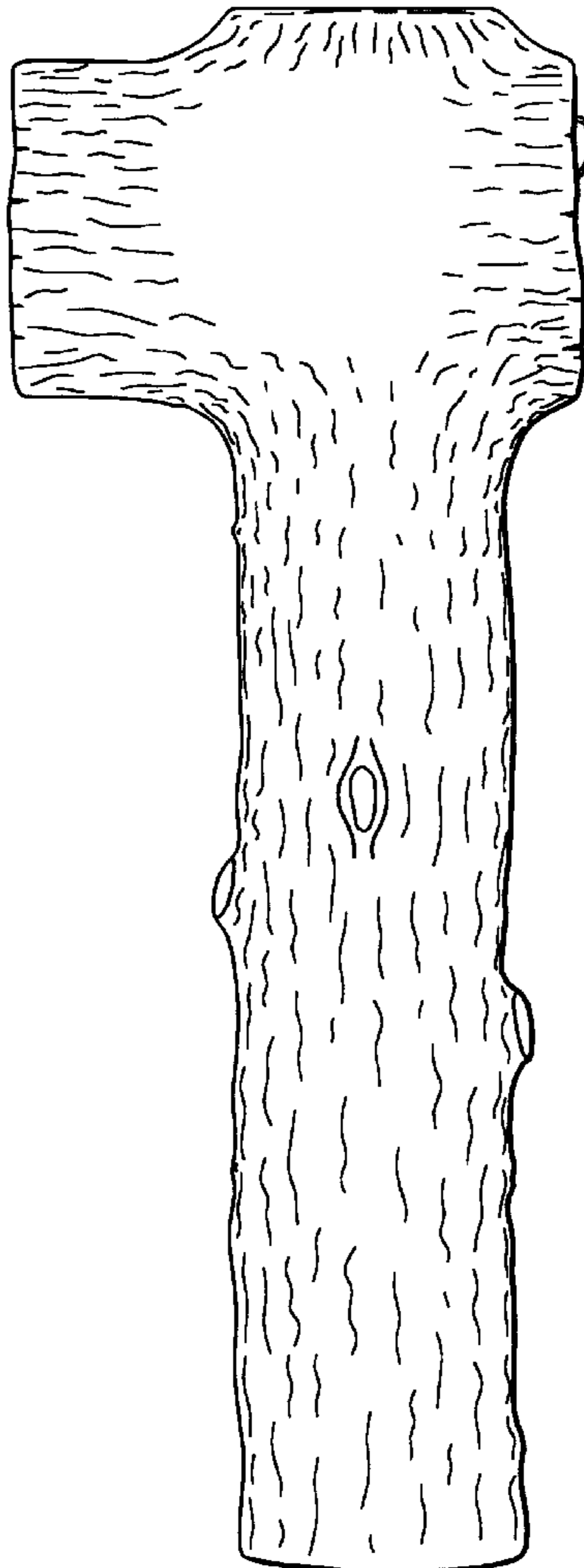
FIG. 3 is a front elevational view thereof;

FIG. 4 is a rear elevational view thereof;

FIG. 5 is a top plan view thereof; and,

FIG. 6 is a bottom plan view thereof.

1 Claim, 3 Drawing Sheets



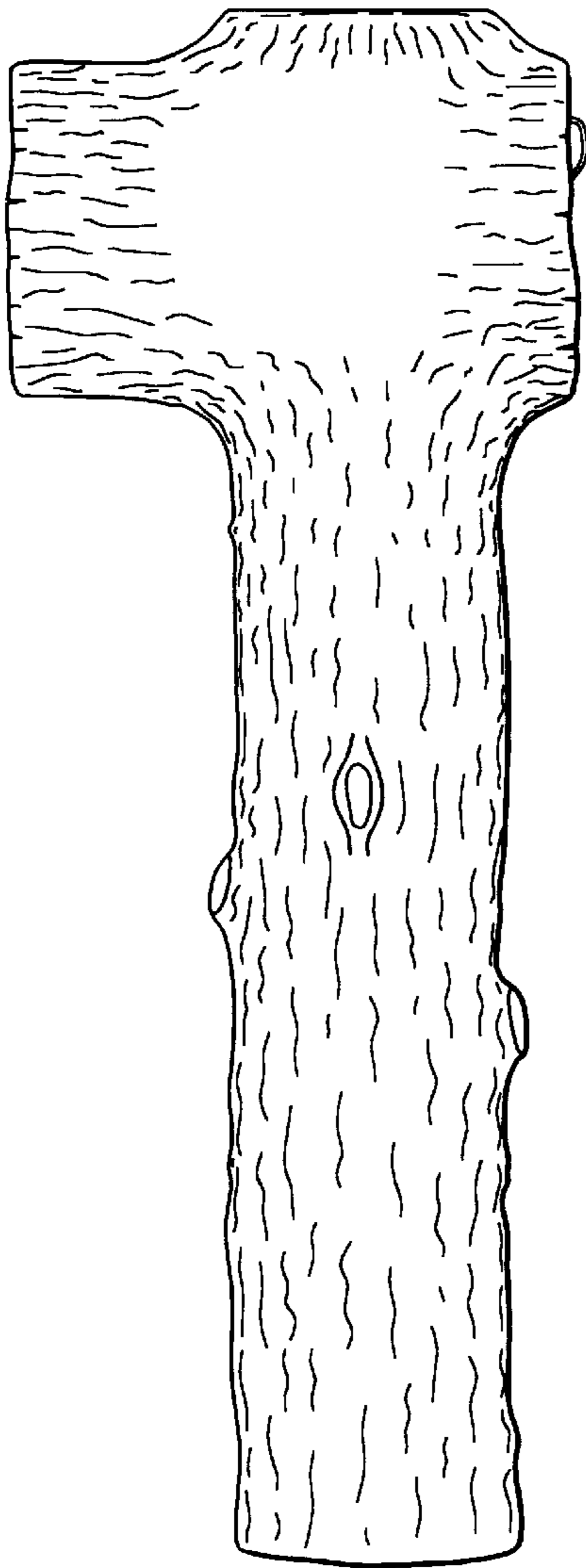


FIG. 1




FIG. 2




FIG. 3

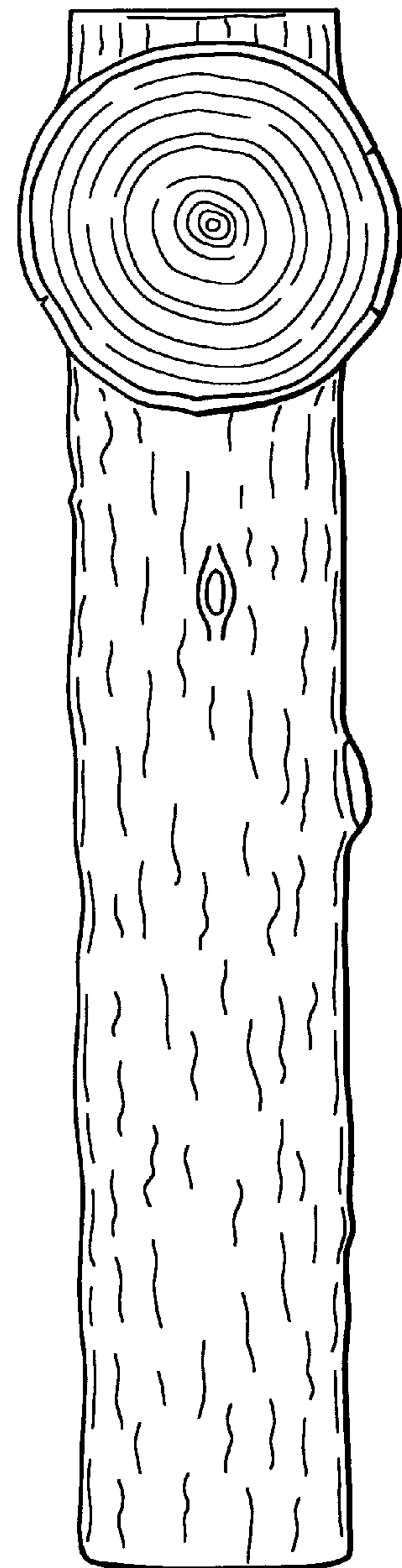


FIG. 4

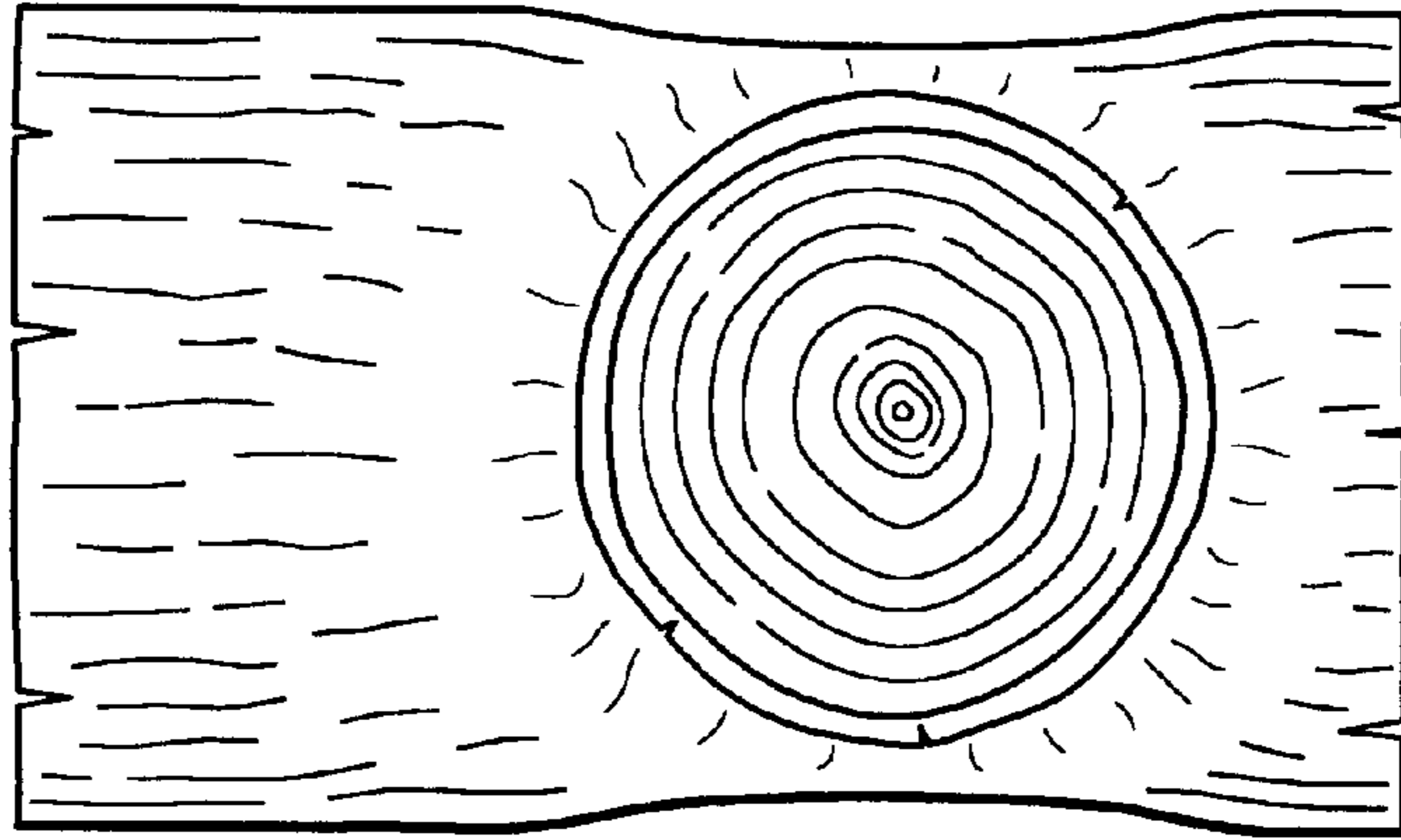


FIG. 5




FIG. 6